





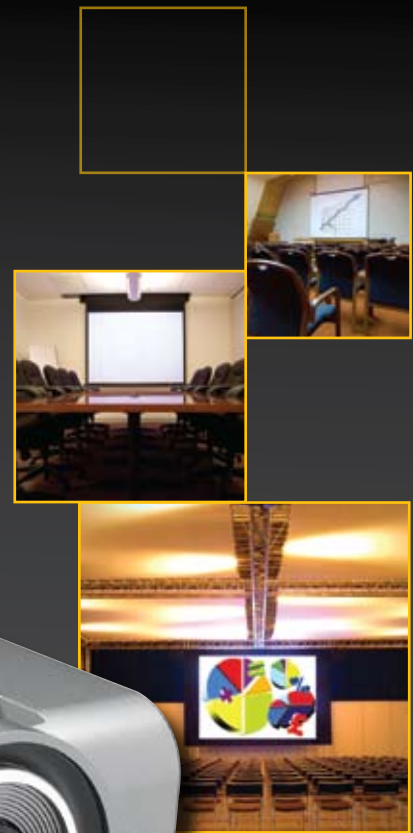


EX779

DLP® Projector

Make a **bright** impact

-  Exceptional brightness – 4500 ANSI Lumens
-  Crestron RoomView® – RJ45 control and monitoring
-  Quiet operation – less than 30dB
-  Portable – carry bag provided for easy transportation
-  Environmentally friendly design <1W standby mode
-  Optoma EX779 filter-free design – virtually no maintenance



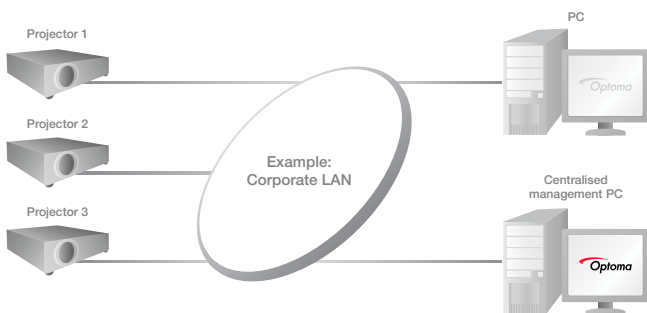
Exceptional brightness, excellent connectivity and amazing colours ensure the Optoma EX779 XGA projector is the perfect choice for any large venue or conference room.

The environmentally friendly EX779 has energy saving features including <1W standby mode and auto power off saving you both time and money. Our unique Optoma Colour and Imager guarantees ensure hassle-free, long-lasting projection.

CRESTRON ROOMVIEW® - NETWORK CONTROL

RoomView® software provides a custom configurable interface to monitor, manage and control every device in every room remotely from any computer.

- Manage up to 250 projectors at the same time (via master PC).
- Control and alter the projector settings using a simple web browser page including OSD menu control.
- Set up email alerts for warning messages
- Ideal for large installations in both the educational and business environments.



CRESTRON
RoomView
connected

Download Crestron RoomView® Express software from:
www.crestron.com/getroomview

RS232 CONTROL

The extensive RS232 command set makes it simple and easy to control the EX779 with any control system.

AMX Compatibility – Dynamic Discovery

Protocol is incorporated into the EX779. This feature allows for easy installation with AMX control systems.



EXTENSIVE CONNECTIVITY

This native XGA projector accepts a wide variety of computer and video input signals.

Connectivity includes: HDMI, DVI-D, dual VGA (SCART/ Component via adaptor), S-Video, Composite, VGA-Out, RS232, RJ45 and +12V trigger.

Two audio inputs for individual PC and video connections enable the EX779 to function as an audio switcher and volume controller, thereby eliminating complicated and costly additional audio hardware and cabling.



CLEAR, FOCUSED IMAGES

DarkChip3™ technology from Texas Instruments produces a stunning 3000:1 contrast ratio for pin sharp graphics and crystal clear text. Crisper whites, ultra-rich blacks makes images come alive and text easier to read - ideal for business and education presentations.



1000:1 contrast ratio

3000:1 contrast ratio

†Simulated Image

AMAZING COLOURS

The EX779 incorporates BrilliantColor™ technology to produce stunningly bright images with perfectly balanced life-like colours.

COLOUR AND IMAGER GUARANTEE

Bright colours and fantastic image quality are guaranteed for an amazing 5 years after purchase - giving piece of mind that the technology inside the Optoma EX779 projector won't fade or degrade.



† 3D TECHNOLOGY

Using the inherent speed of DLP technology, The Optoma EX779 can output video and images at an astonishing rate of 120Hz, allowing you to show full screen, full colour, stereoscopic 3D. The 3D effect is generated by splitting this signal into two standard video streams, one for each eye. Using DLP® Link™ technology, the 3D glasses synchronise with the image on screen to filter each stream to the correct eye. Your brain then combines the two streams to make them jump into life.

The 3D features of the EX779 can only be used with compatible 3D content. Typical applications include use with 3D educational or 3D design and modelling software. Currently the EX779 does not support 3D TV broadcast systems, SKY in the UK or 3D Blu-ray, though support for these applications may be added in future using additional hardware.

VIRTUALLY MAINTENANCE FREE = LOWER COST OF OWNERSHIP

EX779 provides lower cost of ownership, longer life and improved reliability. The filter-free projector design does not require regular filter cleaning or filter replacement, saving you time and money.



ENVIRONMENTALLY FRIENDLY

The EX779 incorporates energy saving features to conserve power and extend the lamp life:



To achieve the maximum 3000hrs² lamp life time the projector should be operating in STD mode and the shut down timer should be enabled to automatically switch off the projector if it is accidentally left on when no longer required. Enabling the <1W Standby mode will ensure the minimum energy consumption when the projector is not being used.

EXTRA FEATURES

- **Easy lamp replacement from the top cover**
- **Direct power on** – start up time is significantly reduced as standby mode is bypassed when the power cable is inserted into an active power outlet. This eliminates the need to use the 'Power' button on the remote control or the projector keypad.
- **Signal power on** – the projector will power on when it receives a signal. This eliminates the need to use the 'Power' button on the remote control or the projector keypad.
- **Auto power off** – if after a pre-determined time the projector does not receive a signal, it will turn itself off automatically, conserving power and extending the life of the lamp.
- **Key pad lock** – once enabled prevents unauthorised adjustments ensuring the projector can only be controlled via the remote control.
- **+12v Trigger** – electric screen control
- **Logo capture** – customise your start up screen
- Easy to use remote with laser pointer, mouse control and direct source selection

EX779 SPECIFICATIONS

Native Resolution	XGA 1024 x 768
Brightness - BRIGHT mode ¹	4500 ANSI Lumens
Contrast	3000:1
Noise Level	28/30dB (STD/BRIGHT mode)
Display Technology	Single 0.7" XGA DC3 DMD chip DLP® Technology by Texas Instruments
Throw Ratio	1.8 - 2.11:1 (Projection Distance:Image Width)
Projection Lens	F/2.6~2.81; f=26.9~29.84mm, 1.15x Manual Zoom
Projection Distance	1.2 - 12m
Image Size	0.71 - 8.34m (28.01" - 328.38") Diagonal 4:3
Weight / Dimensions (W x D x H)	3.5 kg / 326 x 259 x 109mm
Lamp Life ²	3000/2000 (STD/BRIGHT mode)
Remote Control	Full function remote with laser pointer, mouse control and direct source selecting
INPUTS	HDMI (HDCP) - audio supported DVI-D - HDMI via adaptor 2 x 15 Pin D-Sub VGA (SCART/Component via adaptor) S-Video 4 Pin Mini Din Composite RCA 3.5mm Audio Mini Jack - Audio computer inputs Stereo RCA - Audio video inputs USB (remote mouse)
CONTROL	RS232 - 9 Pin D-sub RJ45 [Operation during standby mode - ECO standby must be set to off]
OUTPUT	15 Pin D-Sub VGA [Supported through VGA 1 only. Operation during standby mode - ECO standby must be set to off] Stereo Audio Mini Jack +12v Trigger
Audio	3W Speaker
Aspect Ratio	4:3 Native, 16:9 Compatible
Keystone Correction	± 30° Vertical
On Screen Display	17 Languages: English, German, French, Italian, Spanish, Portuguese, Polish, Dutch, Russian, Finnish, Swedish, Greek, Norwegian/Danish, Hungarian, Czech, Turkish & Arabic
Compatible Resolutions	UXGA, SXGA+, HD, WXGA, XGA, SVGA
Video Compatibility	PAL, SECAM 576i/p, NTSC 480i/p, HD 720p/1080i/1080p
Uniformity	85%
Displayable Colours	1.07 Billion
Horizontal Scan Rate	15 - 91kHz
Vertical Scan Rate	25 - 120Hz
Power Supply	100 - 240V, 50 - 60Hz
Power Consumption	350W BRIGHT mode < 1W Standby mode 290W STD mode < 1W Standby mode
Operating Conditions	Operating: 5 - 40°C, 85% Humidity (Max), 3000m Altitude (Max)
Security	Kensington Lock Port, Password Protection, Keypad Lock
Standard Accessories	Soft Carry Bag, Lens Cover, AC Power Cord, VGA Cable, Full Function Remote, Batteries x 2, Quick Start Guide, CD User Manual, Warranty Card, WEEE Card
RoHS	Compliant
Lamp Warranty	6 months or 1000 hours - whichever comes sooner
Warranty	Warranty may vary by country. Please see www.optomaeurope.com or ask your local supplier for details
Colour Guarantee ³	5 Years
Imager Guarantee ⁴	5 Years
3D Support	120Hz frame sequential 3D for resolutions up to 720p. 60Hz field sequential 3D for resolutions up to 480i
3D Viewing	Requires Optoma DLP® Link™ active shutter glasses - sold separately
3D Compatibility	The 3D features of the EX779 can only be used with compatible 3D content and do not support 3D TV broadcast systems, including the 3D SKY service in the UK, or 3D Blu-ray. Support for these applications may be added in future using additional hardware.

EASY TO USE REMOTE CONTROL

EX779 Remote Control

- 1 Laser
- 2 Remote Mouse
- 3 Page Up/Down Control
- 4 Vertical Keystone Correction
- 5 Volume Control
- 6 Freeze
- 7 AV Mute
- 8 Direct Input Source Selection



EX779 Connections

- 9 USB (Remote Mouse)
- 10 VGA Out
- 11 VGA 1 - SCART & Component
- 12 VGA 2 - Component
- 13 DVI-D
- 14 HDMI
- 15 S-Video
- 16 Composite Video
- 17 +12v Trigger
- 18 RJ45
- 19 Audio Out
- 20 RS232
- 21 Audio In (VGA 1, VGA 2 & DVI-D)
- 22 Audio In (S-Video & Composite)
- 23 Kensington™ Lock

Exceptional Connectivity/Multiple Terminals



Easy to use remote with buttons to change the input sources



EX779 Projection Distance 1.2 - 12m (4:3 Aspect Ratio)

Projection Distance (m)	Max. Horizontal Image Size (m)	Min. Horizontal Image Size (m)	Max. Vertical Image Size (m)	Min. Vertical Image Size (m)	Max Diagonal Image Size (m)	Max Diagonal Image Size (inch)	Max. Image Offset (m)
1.20	0.67	0.57	0.50	0.43	0.83	32.84	0.06
2.00	1.11	0.95	0.84	0.71	1.39	54.73	0.10
2.50	1.39	1.18	1.04	0.89	1.74	68.41	0.13
3.00	1.67	1.42	1.25	1.07	2.09	82.10	0.15
4.00	2.22	1.90	1.67	1.43	2.78	109.46	0.20
5.00	2.78	2.37	2.09	1.78	3.48	136.83	0.25
6.00	3.33	2.84	2.51	2.14	4.17	164.19	0.30
7.00	3.89	3.32	2.92	2.49	4.87	191.56	0.35
8.00	4.44	3.79	3.34	2.85	5.56	218.92	0.40
9.00	5.00	4.27	3.76	3.21	6.26	246.29	0.45
10.00	5.56	4.74	4.18	3.56	6.95	273.65	0.50
11.00	6.11	5.21	4.59	3.92	7.65	301.02	0.55
12.00	6.67	5.69	5.01	4.28	8.34	328.38	0.60

For guide purposes only

EX779 is capable of 16:9 aspect ratio projection. When projecting a 16:9 image the image sizes, screen height and offset information will differ from the above.

Optoma Europe Ltd.
42 Caxton Way, Watford Business Park, Watford, Hertfordshire, UK. WD18 8QZ
www.optoma.eu

Panoview
Optoma recommended Screens
www.panoview.eu



¹Brightness and lamp lifetime will vary depending on selected projector mode, environmental conditions and usage. As is common with all lamp based projectors, brightness will decrease over the lamp lifetime. ²Typical lamp life achieved through testing. Will vary according to operational use and environmental conditions. ³Optoma guarantees that in normal use, Optoma DLP® colour quality will be indistinguishable from when new. Exclusions: (a) Guarantee is voided if the projector is subject to damage through misuse. (b) Guarantee may be void in industrial or commercial entertainment environments where dust or smoke is excessive (c) Guarantee will not apply if lamp brightness is below 50% due to wear or if the projector is not working due to other faults. (d) Over time worn lamps within all projector types will show a slight colour variance. ⁴Optoma guarantees that in normal use, the DLP® imager will retain image quality for at least 5 years and provide consistent pixel performance. Exclusions: (a) Guarantee is voided if the projector is subject to damage through misuse. (b) Guarantee may be void in industrial or commercial environments where dust or smoke is excessive. Copyright © 2010, Optoma Europe Ltd. All other product names and company names used herein are for identification purposes only and may be trademarks or registered trademarks of their respective owners. Crestron®, the Crestron and RoomView® logo are registered trademarks of Crestron Electronics, Inc. Errors and omissions excepted, all specifications are subject to change without notice. DLP®, BrilliantColor™ and the DLP logo are registered trademarks of Texas Instruments.