

Studio Monitors

JBL PROFESSIONAL IS THE PROUD RECIPIENT OF THE 2005 TECHNICAL GRAMMY®
The National Academy Of Recording Arts and Sciences Presented the
2005 Technical GRAMMY® Award to JBL Professional for Continual Mastery
and Innovation in Concert, Studio, Cinema and Broadcast Sound and Monitors
to Ensure Exacting Standards for the Most Accurate Sonic Experience.



JBL has more experience in designing and building transducers for professional studio monitors than any other company. We not only use the latest engineering and design equipment, but also the most important test device of all, the human ear. We believe in physics, not fads, so while other companies pick parts off somebody else's shelf, we create our components from scratch. And by utilizing 60 years of experience in transducer design, we create the perfect transducer for each system.

In the great tradition of JBL Studio Monitors, we are pleased to offer the LSR6300 Series and the new LSR4300 Series—the latest in transducer and system technology combined with recent breakthroughs in research and development to provide a more accurate studio reference.

The Linear Spatial Reference (LSR) philosophy is based on a set of design goals that carefully control the overall performance of the system in a variety of acoustic spaces. Instead of focusing on a simple measurement such as on-axis frequency response, JBL measures systems in a field 360 degrees around the speaker and engineers the entire system to ensure off-axis response reflected to the mix position is also smooth and accurate. Then JBL goes a step further to overcome problems caused by low frequency room modes which plague mix engineers. A JBL first, the RMC™ Room Mode Correction system is included in the LSR6300 and LSR4300 Series monitors. The RMC system includes everything needed to analyze LF problems and restore accuracy at the mix position.

key features

The LSR Series

- ▶ LINEAR SPATIAL REFERENCE DESIGN
- ▶ RMC™ ROOM MODE CORRECTION
- ▶ MOUNTING POINTS FOR INDUSTRY STANDARD MOUNTING HARDWARE

- ▶ BALANCED AND UNBALANCED INPUTS WITH +4 dBu, -10 dBv SENSITIVITY
- ▶ EXCELLENT ON- AND OFF-AXIS PERFORMANCE
- ▶ HIGH SPL CAPABILITY

The JBL LSR6300 and LSR4300 Series go “beyond accurate” all the way to “stunning” by incorporating features which reduce the effect of problems in the room. We start with JBL transducer and network technologies that provide ultra-flat response and exceptional dynamic range. Then we incorporate features that help to overcome the contributions of the room. So even if you work in a small home studio, you’ll have clear sound at the mix position. All LSR models are engineered for use in the most demanding production environments. With JBL’s LSR6300 Series and the new LSR4300 Series, mixing is a pleasure.

It takes more than an accurate speaker system to have accurate response at the mix position. Problems in the room dramatically color what you hear at the mix position. Walls and corners can affect response. And standing waves at the mix position can lead you to misjudge bass content. As a result, a speaker which measures flat in an anechoic chamber may “tell you a different story” in the room. The key to accuracy is tackling the effect of boundaries, standing waves and reflections. In developing the LSR Series, JBL examined each problem in the environment and created the perfect solution. Even if you work in a small control room, an LSR system will provide smooth accurate response at the mixer’s chair.

LSR (Linear Spatial Reference Technology)

Much of what you hear at the mix position is reflected—not direct sound. Linear Spatial Reference Technology ensures mid and high frequency response of our speakers is neutral at the mix position. The exact geometry of the waveguide, the interaction of the woofer and tweeter, and the network are designed to provide an accurate listening window of ± 30 degree horizontal, ± 15 degree vertical. As a result, the reflected sound that reaches the mix position is smooth and accurate.

RMC™ (Room Mode Correction)


Room modes or standing waves can mislead you give you a false impression of low frequency content in the mix. JBL is first to supply a complete solution for identifying and overcoming the negative effect of room modes. The LSR 6328P, 6312SP and all LSR4300 models are equipped with RMC™, JBL’s ingenious Room Mode Correction System. The LSR6300 RMC Calibration kit includes everything needed to identify room modes and set the LSR6300 series on-board parametric equalizer. JBL engineers took the RMC solution one step further by equipping the LSR4300 Series speakers with an automated analyzer and corrective filter. Both systems dramatically improve low frequency performance at the mix position.

Built-in Boundary Compensation


With the advent of multi-channel production, space limitations may compromise the positioning of the speakers. JBL’s powered LSR6300 models include boundary compensation switches and the LSR4300 RMC Systems includes filters to offset the increase in bass response, that occurs when the speaker is placed near a wall, in a corner or on a work surface.

Stunning Sound

Starting with application-designed and built transducers engineered for extremely accurate response and superb power handling, the stunning sound of the LSR Series Studio Monitors make long mix sessions a pleasure. The LSR6300 line* incorporates the single most significant advance in monitor history: JBL’s patented Differential Drive Technology. Providing unparalleled performance, the woofer permanently dispels the notion that better linearity, higher power handling and greater dynamic accuracy are somehow unobtainable. JBL’s Differential Drive uses two drive coils with twice the thermal surface area of traditional speakers. As a result, LSR6300 systems provide higher peak output with less spectral shift that causes monitors to sound different when driven at different power levels. All LSR Series speakers withstand the JBL loudspeaker torture test driven at full rated power for over 100 hours. Meeting higher standards than any other loudspeaker manufacturer, JBL’s demanding test ensures that the LSR Studio Monitors give you accurate mixes year after year.



*(LSR6328P, LSR6332, LSR6312SP)



LSR6332

Elliptical Oblate Spheroidal (EOS) Waveguide

Designed for a targeted listening window of ± 30 degrees horizontally and ± 15 degrees vertically, the EOS provides smooth response through the entire listening window within 1.5 dB of the on-axis response. The result: The listener, even far off-axis, can hear an accurate representation of the on-axis response.

Composite High Frequency Device

The 1" magnetically shielded dome high frequency device incorporates titanium and composite materials to improve transient response and reduce distortion. The result: By reducing distortion in the lower operating range where the human ear is most sensitive, listener fatigue is dramatically reduced.

500G Midrange Transducer

The midrange is a 2" neodymium motor with a 5-inch woven Kevlar™ cone. The powerful motor structure was chosen to support the low crossover point to the woofer. In order to achieve the goal of accurate spatial response, the crossover points match the directivity characteristics of the three transducers for optimum spatial response. The result: Absolute pinpoint accuracy.

Dynamic Braking

LSR6300 low frequency transducers are equipped with an electromagnetic braking coil that reduces the effects of extreme excursion with high transient material. This causes more linear compliance resulting in lower distortion, more accurate reproduction and increased reliability.



Reinforced mounting points on LSR speakers allow convenient positioning and installation of multi-channel surround systems for any mixing application, in any studio environment.

- LINEAR SPATIAL REFERENCE DESIGN
- RMC™ ROOM MODE CORRECTION SYSTEM

- THX pm3® APPROVED
- INTEGRATED MOUNTING POINTS

- PATENTED DIFFERENTIAL DRIVE® TECHNOLOGY

LSR6300 Series



LSR6325P-1

The compact **LSR6325P-1** provides exceptional performance for use in applications where accuracy is a must, but space is limited. With a 5.25" high-excursion woofer, 1" damped titanium composite tweeter, and 150 watts of amplification, it outperforms many larger systems. A boundary compensation setting adjusts response when used on workstation surfaces. When used with the LSR6312SP Subwoofer, the LSR6325P-1 is the heart of an exceptionally accurate yet space efficient full-range system.

LSR6328P

The **LSR6328P** is THE choice for stereo and multi-channel music and post audio applications where accuracy and high SPL are required. With ruler-flat +1 dB/-1.5 dB response from 50 Hz to 20 kHz, low frequency extension to 36 Hz, boundary compensation and JBL's new RMC™ system, the LSR6328P gives you exceptional low frequency performance in any room. The system is bi-amplified with a 250 Watt LF amplifier and a 120 Watt HF amplifier. Based around JBL's patented 8" Differential Drive® carbon-fiber woofer and a 1" titanium composite tweeter, the system produces smooth response and extraordinary SPL. Wall mounting provisions make the LSR6328P perfect for installation in multi-channel editorial rooms.

LSR6332

If you need a larger monitor with high SPL, for mid-field, soffit or behind the screen applications, the **LSR6332** is your choice. This three-way non-powered system can handle 200 watts continuous pink noise/800 watts peak and will generate 112 dB SPL at 1 meter. The LSR6332 incorporates a 12" neodymium Differential Drive dual coil woofer, 5" Kevlar™ midrange speaker and 1" titanium composite tweeter. The system is exceptionally flat, +1 dB/-1.5 dB from 60 Hz to 22 kHz with LF extension to 35 Hz. User features include a -1 dB HF level setting, and dual 5-way binding posts for bi-wire capability.

LSR6312SP

The **LSR6312SP** powered subwoofer is based on a 12" woofer with JBL's patented neodymium Differential Drive and 260 watts of power. An integral bass-management system provides all the features you need for today's multi-format surround production including: LCR and Direct LFE inputs, summed output for chaining multiple subwoofers, -4 dB alignment setting, and JBL's new RMC Room Mode Correction system. RMC Calibration Kit included.



RMC™ (Room Mode Correction) Calibration Kit

The LSR6328P and LSR6312SP Subwoofer are equipped with RMC—JBL's ingenious method of zeroing-out bass problems at the mix position caused by room modes. A built-in 1/10th octave parametric equalizer allows you to correct problems below 100 Hz. The RMC Calibration Kit gives you everything you need to identify problematic room modes and tune your system. The LSR6325P-1 and LSR6332 enjoy the benefits of RMC when used in a system with the LSR6312SP Subwoofer.



LSR6325P-1



LSR6328P



LSR6332



LSR6312SP

specifications

LSR6325P-1

LSR6328P

LSR6332

LSR6312SP

FREQUENCY RESPONSE	70 Hz - 20 kHz (+1, -2 dB)	50 Hz - 20 kHz (+1, -1.5 dB)	60 Hz - 22 kHz (+1, -1.5 dB)	28 Hz - 80 Hz (-6 dB)
LOW FREQUENCY EXTENSION	-10 dB : 48 Hz	-10 dB : 36 Hz	-10 dB : 35 Hz	-10 dB : 26 Hz
AMPLIFIER POWER (LF/HF)	100 W/50 W	250 W/120 W		260 W
SPL (CONTINUOUS/PEAK ¹)	106 dB/109 dB	108 dB/111 dB		112 dB/115 dB
LONG-TERM MAXIMUM POWER			200 W cont/800 W peak	200 W cont/800 W peak
DRIVERS (LF, MF, HF)	5.25 in/1 in	8 in/1 in	12 in/5 in/1 in	12 in
SENSITIVITY	96 dB/1m	96 dB/1m	93 dB/2.83V/1 m (90 dB/1 W/1 m)	96 dB/1 W/1 m
SYSTEM IMPEDANCE			4 ohms	
CROSSOVER FREQUENCIES	2.3 kHz	1.7 kHz	250 Hz/2.2 kHz	80 Hz
HF ADJUSTMENT	+1.5 dB/-1.5 dB	+1 dB/-1 dB	-1 dB	
INPUTS	XLR, RCA	XLR, 1/4 in	Dual 5-Way Binding	XLR, 1/4 in
MAGNETIC SHIELDING	Yes	Yes	Yes	Yes
MOUNTING CAPABILITY	Yes	Yes	Yes	Yes
FINISH	Dark Graphite	Dark Graphite	Dark Graphite	Dark Graphite
DIMENSIONS (H x W x D)	269 x 173 x 241 mm (10.6 x 6.8 x 9.5 in)	406 x 330 x 325 mm (16 x 13 x 12.5 in)	635 x 394 x 292 mm (25 x 15.5 x 11.5 in)	394 x 635 x 292 mm (15.5 x 25 x 11.5 in)
NET WEIGHT (each)	7.7 kg (17 lb)	17.7 kg (39 lb)	20.4 kg (45 lb)	22.7 kg (50 lb)

¹ Calculated using average 1 watt/1 meter sensitivity and peak amplifier output.

RMC Calibration Kit Included with LSR6312SP

key features

LSR4300 Series

- LINEAR SPATIAL REFERENCE DESIGN
- AUTOMATED RMC™ ROOM MODE CORRECTION
- SUPPLIED WIRELESS REMOTE CONTROL AND LSR4300 CONTROL CENTER SOFTWARE
- HARMAN HIQNET™ NETWORK FOR SYSTEM CONTROL
- MOUNTING POINTS FOR INDUSTRY-STANDARD MOUNTING HARDWARE
- EXCEPTIONALLY ACCURATE IN ANY MIX ENVIRONMENT



LSR4326P

LSR4328P

LSR4312SP

Introducing the new JBL LSR4300 Studio Monitors featuring RMC™ Room Mode Correction. The first studio monitors with powerful network intelligence built into each speaker specifically designed to deliver an accurate mix in any room, the LSR4300s are the ultimate monitor for modern production studios. The LSR4300 models feature stunning JBL sound, provide accurate mixes in any workspace, and are priced well within the reach of any studio. The first “self-aware” monitoring system, they're the ideal choice for music, post, broadcast, stereo and surround sound production.

ACCURACY

JBL's next generation automated RMC™ Room Mode Correction system incorporates a powerful analyzer into each speaker that measures and automatically compensates for problems caused by low frequency standing waves and proximity to boundaries. This creates a stunningly clear and articulate sound stage enabling reliable mixes that translate faithfully to the outside world.

CALIBRATION & CONFIGURATION

Truly putting technology to work, system calibration is accomplished by simply plugging the LSR4300 calibration microphone into the speaker and pushing a button. The results are a revolution in professional mixing: a calibrated listening environment where the monitors truly work in harmony with the room. LSR4300 System with Harman HiQnet™ Network allows centralized control of all system settings using the LSR4300 elegant front panel controls, supplied infrared remote control or computer software.

The LSR4300 Series systems can be configured with up to eight main speakers in any desired mix of 6" and 8" models and two subwoofers. The system is automatically aligned so the sound arriving at the mix position from all speakers is balanced even in rooms with space limitations.

LSR4326P

The **LSR4326P** is a bi-amplified system with 6" woofer and 1" silk-dome tweeter.

LSR4328P

The **LSR4328P** is a bi-amplified system with 8" woofer and 1" silk-dome tweeter.

LSR4312SP

The **LSR4312SP** is a 450 watt, powered 12" subwoofer with automated RMC* and powerful features for stereo and surround sound production including bass management of the L, C, R, LS, RS channels with adjustable crossover points* plus a dedicated LFE (Low Frequency Effects) inputs.

*When used in a system with LSR4326P or LSR4328P



System calibration is accomplished by simply plugging the LSR4300 calibration microphone into the speaker and pushing a button.

specifications

	LSR4326P	LSR4328P	LSR4312SP	LSR4300 Accessory Kit*
FREQUENCY RESPONSE	± 1.5 dB: 55 Hz – 20 kHz -3 dB: 47 Hz – 22 kHz -10 dB: 39 Hz – 32 kHz	± 1.5 dB: 50 Hz – 20 kHz -3 dB: 43 Hz – 22 kHz -10 dB: 35 Hz – 32 kHz	27 Hz - 250 Hz (-6 dB) -3dB: 29 Hz -10 dB: 24 Hz	
AMPLIFIER POWER (LF/HF)	150W / 70W	150W / 70W	450W	
SPL (CONTINUOUS/PEAK ¹)	106 dB / 112 dB	106 dB / 112 dB	116 dB / 125 dB	
DRIVERS (LF/HF)	6.25" 436H / 1" 431 G; Self-Shielded Neodymium Motor Structures	8" 438H / 1" 431 G; Self-Shielded Neodymium Motor Structures	12" 432G; Self-Shielded	
SENSITIVITY(+4dBu, -10 dBV)	94 dB/1m	94 dB/1m	94 dB/1m	
INPUTS: ANALOG	XLR, 1/4" Balanced, +4 dBu, -10 dBV	XLR, 1/4" Balanced, +4 dBu, -10 dBV	XLR, 1/4" Balanced, +4 dBu, -10 dBV, LFE +10 dB Gain	
DIGITAL	AES/EBU XLR, S/PDIF RCA	AES/EBU XLR, S/PDIF RCA	AES/EBU XLR IN, OUT; S/PDIF RCA IN, OUT	
DIGITAL PROCESSING	24 Bit, 96 kHz	24 Bit, 96 kHz	24 Bit, 96 kHz	
DATA CONNECTIONS	Harman HiQnet™ Network, USB, RMC Mic	Harman HiQnet Network, USB, RMC Mic	Harman HiQnet Network, USB, RMC Mic	
MAGNETIC SHIELDING	Yes	Yes	Yes	
MOUNTING CAPABILITY	Yes	Yes	No	
FINISH	Dark Graphite	Dark Graphite	Dark Graphite	
DIMENSIONS (H x W x D)	387 x 236 x 262 mm (15.25 x 9.3 x 10.3 in)	438 x 267 x 269 mm (17.25 x 10.5 x 10.6 in)	501 x 406 x 495 mm (19.75 x 16 x 19.25 in)	
NET WEIGHT (each)	12.7 kg (28 lb)	13.1 kg (29 lb)	29.5 kg (66 lb)	

- Includes:**
- LSR4300 Calibration Microphone and mic clip
 - Remote Control
 - LSR4300 Control Center Software
 - USB Cable

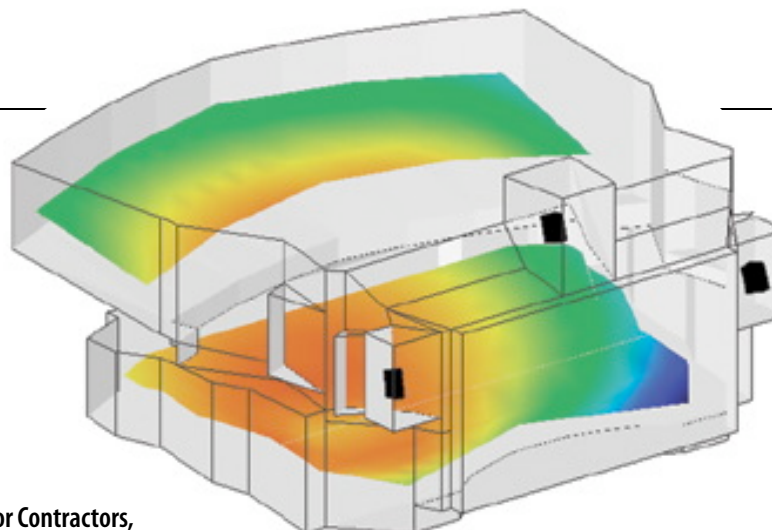


*Included in the LSR4326P/PAK and LSR4328P/PAK

¹ Measured using 6dB crest factor pink noise in free space at 1 Meter C weighted

EASE v4.2

EASE v4.2 is an acoustic simulation software program designed for the Windows operating system that provides sound system designers an invaluable tool for predicting the performance of a sound system in a given venue. The software program is primarily geared toward large-room acoustics (churches, stadiums, arenas, theaters, etc.) and with additions to v4.2 offers valuable tools for smaller environments such as Privacy indexes for office spaces, etc.



It includes numerous acoustical design and analysis tools for Contractors, Engineers and Acoustical Consultants, and with the new Vision module offers greatly improved visual rendering capabilities with the ability to add light sources and import surfaces, making it very desirable for the Architectural world. All features of EASE 4.2 are available as a block, or as partial options. As before, licensing is effected by means of a License Key; however, contrary to the procedure known from version 4.0, this can be obtained directly via the Internet immediately after installation of the program. Program updates can be downloaded directly from the Internet, as well.

Special features of EASE 4.2 for Windows:

- Enhanced user-friendly windows for menus and working surfaces allow direct access to the various program modules and program parameters
- Ample Speaker Data format of 5 Degrees and 1/3-Octave resolution, higher resolutions of up to 1 Degree and 1/24-Octave bandwidth can be stored in DLLs and used for calculations
- Introduction of complex Speaker Data including magnitude and phase, direct reading of measured impulse responses in all common measuring-file formats (TEF20, MLSSA, WAVE, MF)
- Provision of Speaker-DLLs for Line-Arrays
- Cluster calculation modules for speaker assemblies for far-field applications, DLLs for near-field and far-field calculations
- Data format of wall materials expanded to include diffusion coefficient
- Improved and simplified entering of room data, no limitation of model components, newly developed DXF import from AutoCAD 3D volume models, and entering of textures
- Simplified Room Modeling thanks to new Tools like expanded Extrude function and Object definition for partial models
- Room Visualization by high-definition rendering technique and with textures
- New Hide Option as 3D Rendering by means of lighting appliances
- New room-acoustical calculating module AURA based on CAESAR (University of Aachen) offers new and expanded tools and indexes not available in v3.0
- 2D and 3D Mapping of all room-acoustical measures according to ISO 3382 with due application of the expanded Wall Material data base (absorption and diffusion)
- New Ray-Tracing options in AURA, like Echogram and AURA-Response
- Better visualization of impulse response computations
- New Predicted Tail computation for obtaining a complete impulse response
- Expanded features of off-line and online (real time) Auralization in EARS
- Real time auralization remains possible without additional hardware and in dual channel operation
- Storage capacity limited only by the actual hardware layout
- EASE Speaker Lab module with GLL device creation for array and cluster modeling, allowing more accurate virtual importing into base.
- All versions can be purchased with 2 licenses (full versions include 5 seats) for reduced cost.

EASE 4.2 for Windows is totally compatible with EASE 3.0 and is capable of reading all EASE loudspeaker and project data files and of converting them into the new format. Current EASE 3.0 users will be able to upgrade to version 4.2 for a nominal upgrade charge. A Pentium-III-Processor with 1000 Hz or more is recommended as a minimum not only for meeting the requirements of auralization. EASE is supplied on CD-ROM and requires at least 128 MB of RAM plus 150 MB of available hard disk space (without database, which requires 100 MB additionally).

Like Version 4.0, EASE 4.2 is a 32-bit program capable of functioning with the operating systems Windows 98/NT/2000/XP. Windows 95 can no longer be recommended, since it requires special adjustments and Service Packages. All features of EASE 4.0 were included in the new version.

Product Index

Product.....	Page	Product.....	Page	Product.....	Page	Product.....	Page
2206H.....	301	AM6340/64 & 95.....	267	JRX125.....	291	PRX525.....	289
2226H/J.....	301	AM6200/64 & 95.....	267	JRX1185/118SP.....	291	PRX535.....	289
2241H.....	301	AM6215/64 & 95.....	267	LSR4300 Accessories.....	313	PRX518S.....	289
2242H.....	301	AM6212/00, 64 & 95.....	267	LSR4312SP.....	313	SRX712M.....	296
2352.....	302	ASB4128.....	268	LSR4326P.....	313	SRX715/715F.....	296
2353.....	302	ASB6118.....	268	LSR4328P.....	313	SRX722/722F.....	296
2354.....	302	ASB6128.....	268	LSR6312SP.....	313	SRX725/725F.....	296
2370A.....	302	ASB6128V.....	268	LSR6325P-1.....	312	SRX718S.....	296
2380A.....	302	ASH6118.....	268	LSR6328P.....	312	SRX728S.....	296
2382A.....	302	Control 19CS/19CST.....	260	LSR6332.....	312	SRX738/738F.....	296
2385A.....	302	Control 1 Pro.....	259	MRX512M.....	293	SS2-BK.....	284
2386A.....	302	Control 126W/126WT.....	261	MRX515.....	293	SS3-BK.....	289
2426H/J.....	301	Control 128W/128WT.....	261	MRX525.....	293	SS4-BK.....	296
2446H/J.....	301	Control 23/23T.....	263	MRX518S.....	293	VLA301.....	273
2447H/J.....	301	Control 24C/24CT.....	260	MRX528S.....	293	VLA301H.....	273
2450H/J.....	301	Control 24C/24CT Micro.....	260	MS26.....	269	VLA601.....	273
2451H/J.....	301	Control 24CT Micro Plus.....	260	MS28.....	269	VLA601H.....	273
2509A.....	302	Control 25/25T.....	263	MTC-200BB6.....	264	VLA901.....	273
3310.....	303	Control 25AV.....	263	MTC-RG6/8.....	264	VLA901H.....	273
3622N.....	304	Control 26C/26CT.....	260	MTC-TB6/8.....	264	VP7210/95DP.....	275
3631.....	305	Control 26-DT.....	260	MTC-19NC.....	264	VP7212MDP.....	275
3632.....	305	Control 28/28T-60.....	263	MTC-19MR.....	264	VP7212/64DPAN.....	275
3635.....	309	Control 29AV-1.....	263	MTC-300BB8.....	265	VP7212/95DPAN.....	275
3677.....	307	Control 30.....	263	MTC-300BB12.....	265	VP7215/64DPAN.....	275
3678.....	307	Control 226C/T.....	264	MTC-300RG8.....	265	VP7215/95DPAN.....	275
4622.....	304	Control 227C.....	264	MTC-300SG12.....	265	VP7315/64DPAN.....	275
4622N.....	304	Control 227CT.....	264	MTC-300T150.....	265	VPSB7118DPAN.....	275
4632.....	305	Control 312CS.....	265	MTC-51.....	259	VRX915M.....	299
4638.....	305	Control 328C/CT.....	265	MTC-52.....	259	VRX928LA.....	299
4641.....	309	Control 321C/CT.....	265	MTC-8.....	259	VRX932LA/WH.....	299
4642A.....	309	Control 322 C/CT.....	265	MTC-CM Series.....	262	VRX932LAP.....	299
4645C.....	309	Control 312CS.....	265	MTC-H Series.....	262	VRX915S.....	299
4670D.....	307	Control 5.....	259	MTC-xxMR.....	260	VRX918S/WH.....	299
4675C.....	307	Control SB-2.....	263	MTC-xxNC.....	260	VRX918SP.....	299
4675C-4LF.....	307	Control SB210.....	263	MTC-PC2.....	262	VT Accessories.....	279
4675C-8LF.....	307	DPIP Input Module.....	281	MTC-SB2 Series.....	262	VT4880.....	277
5672.....	306	DPAN Input Module.....	281	MTC-SSG.....	262	VT4880A.....	277
5674.....	306	DPCN Input Module.....	281	MTC-UB.....	262	VT4881A.....	277
8330A.....	308	EASE 4.2.....	314	MTC-V Series.....	262	VT4881ADP.....	280
8340A.....	308	E-System 10.....	286	MTC-WMG.....	262	VT4882.....	277
AC2212/00, 64 & 95.....	266	E-System 15.....	286	PD5200/43, 64 & 95.....	270	VT4882DP.....	280
AC2215/00, 64 & 95.....	266	EON 1500.....	283	PD5212/43, 64 & 95.....	270	VT4887A.....	277
AL6115.....	266	EON 15P-1.....	283	PD5322/43, 64 & 95.....	270	VT4887ADP.....	280
AL6125.....	266	EON G2 Accessories.....	284	PD5122.....	270	VT4888.....	277
AM4200/64 & 95.....	267	EON10 G2.....	284	PD5125.....	270	VT4888DP.....	280
AM4212/00, 64 & 95.....	267	EON15 G2.....	284	PD743.....	272	VT4889.....	277
AM4215/64 & 95.....	267	EONSub G2.....	284	PD764.....	272	VT4889-1.....	277
AM4315/64 & 95.....	267	JRX112M/112Mi.....	291	PRX512M.....	289		
AM6315/64 & 95.....	267	JRX115/115i.....	291	PRX515.....	289		



JBL AUDIO ENGINEERING FOR SOUND REINFORCEMENT

by John Eargle and Chris Foreman



This book comprehensively covers all aspects of speech and music sound reinforcement. It is divided into four sections: Section 1 provides the tutorial fundamentals that all audio engineers will need, discussing subjects such as fundamentals of acoustics, psychoacoustics, basic electrical theory and digital processing. Section 2 deals with the fundamental classes of hardware that the modern engineer will use, such as loudspeaker systems and components, microphones, mixers, amplifiers and signal processors. Special attention is given to digital techniques for system control and to audio signal analysis. Section 3 deals with the basics of system design, from concept to final realization. It covers topics such as basic system type and speech intelligibility, site survey, user needs analysis and project management. Section 4 discusses

individual design areas, such as sports facilities, large-scale tour sound systems, high-level music playback, systems for the theater, religious facilities, and other meeting spaces. The book is written in an accessible style, but does not lack for ample amounts of technical information. JBL and HPro brand products are prominently featured as examples to illustrate the principles and applications. Available at bookstores and on line.

JBL LIMITED WARRANTY

The JBL Warranty on professional loudspeaker products (except for enclosures) remains in effect for five years from the date of the first consumer purchase. JBL amplifiers are warranted for three years from the date of the original purchase. Enclosures and all other JBL products are warranted for two years from the date of the original purchase.

Your JBL Warranty protects the original owner and all subsequent owners as long as: A.) Your JBL product has been purchased in the Continental United States, Hawaii or Alaska. (This Warranty does not apply to JBL products purchased elsewhere except for purchases by military outlets. Other purchasers should contact the local JBL distributor for warranty information.) and B.) The original dated bill of sale is presented whenever warranty service is required.

Except as specified below, your JBL Warranty covers all defects in material and workmanship. The following are not covered: Damage caused by accident, misuse, abuse, product modification or neglect; damage occurring during shipment; damage resulting from failure to follow instructions contained in your Instruction Manual; damage resulting from the performance of repairs by someone not authorized by JBL; claims based upon any misrepresentations by the seller; any JBL product on which the serial number has been defaced, modified or removed. JBL will pay all labor and material expenses for all repairs covered by this warranty.

JBL continually engages in research related to product improvement. New materials, production methods and design refinements are introduced into existing products without notice as a routine expression of that philosophy. For this reason, any current JBL product may differ in some respect from its published description but will always equal or exceed the original design specifications unless otherwise stated.

JBL Professional
8500 Balboa Boulevard
Northridge, CA 91329 USA
Visit us online at www.jblpro.com

Telephone (818) 894-8850
Domestic Sales Fax (818) 830-7801
International Sales Fax (818) 830-7802
Customer Service Fax (818) 830-7881

A Harman International Company