

# Gamma15-2 Larger Vented Cab Lower Power, Low FS

By McJerry, Eminence Speaker LLC

Displacement Limited to 100 Watts; use a high pass filter set to 40 Hz or higher.

Great for Bass Guitar or Full Range PA two way cabinet.

## Box Properties

--Description--

Name:

Type: Vented Box

Shape: Prism, square

--Box Parameters--

Vb = 4.7 cu.ft

V(total) = 4.831 cu.ft

Fb = 49 Hz

QL = 7

F3 = 48.37 Hz

Fill = minimal

--Vents--

No. of Vents = 2

Vent shape = round

Vent ends = one flush

Dv = 3.584 in

Lv = 0.75 in

## Driver Properties

--Description--

Name: Gamma-15

Type: Standard one-way driver

Company: Eminence Speaker LLC

Comment: Revised NOV 2005

Piston: Ribbed paper cone.

Suspension: Cloth surround.

Dust Cap: Solid paper dust cap.

Frame: Pressed steel basket.

Voice Coil: 2.5 inch (63.5 mm) copper.

Magnet: 42 oz ferrite magnet.

--Configuration--

**No. of Drivers = 1**

--Driver Parameters--

Fs = 33 Hz

Qms = 5.13

Vas = 314.1 liters

Xmax = 3 mm

Sd = 856.3 sq.cm

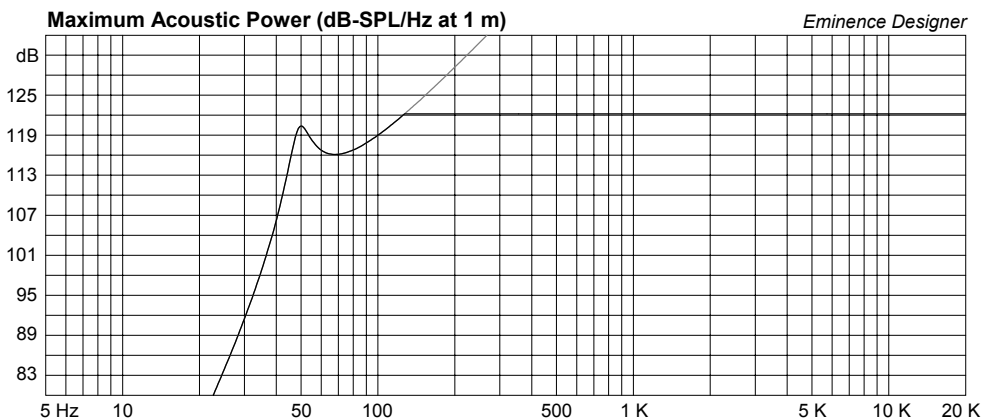
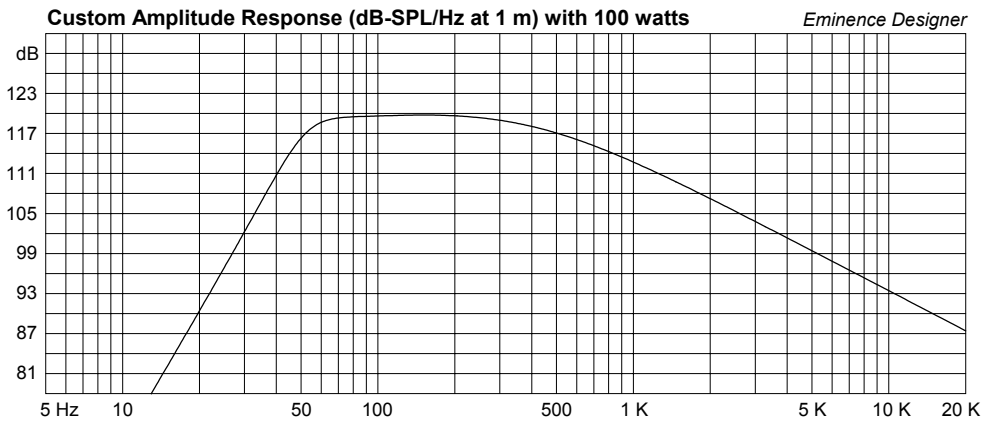
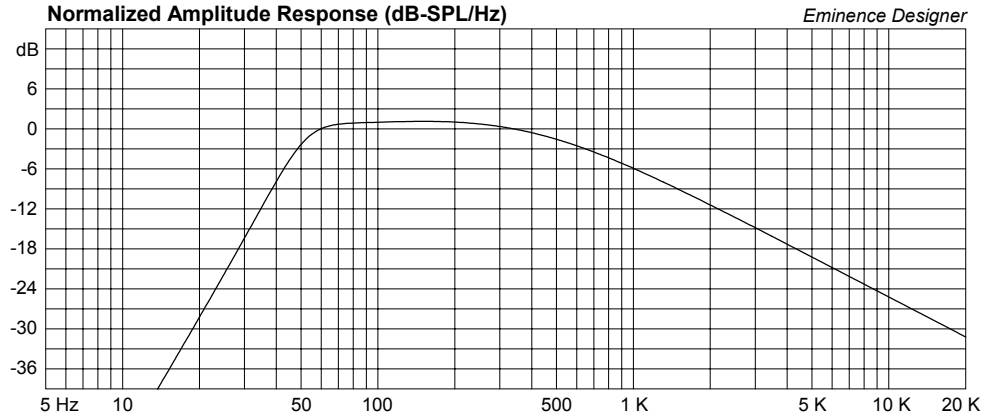
Qes = 0.32

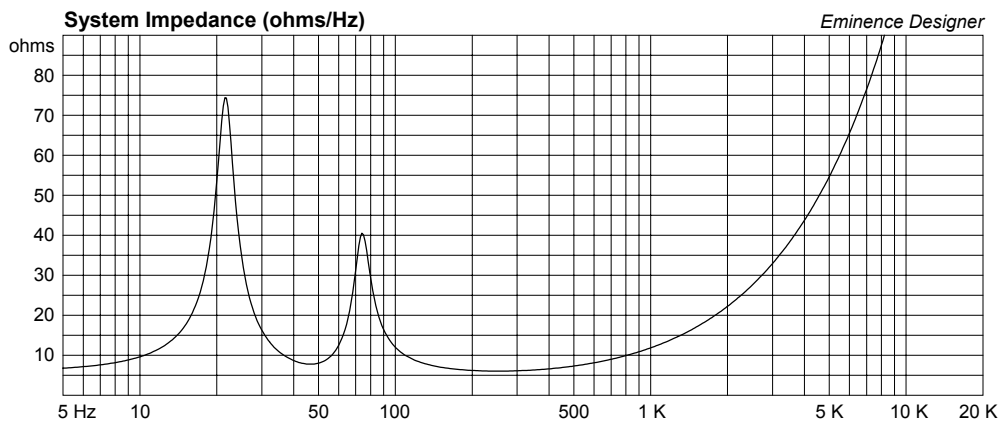
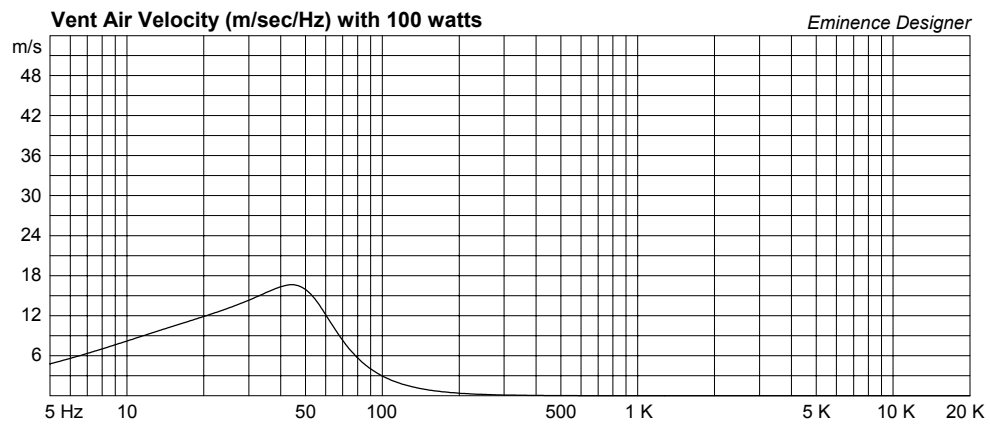
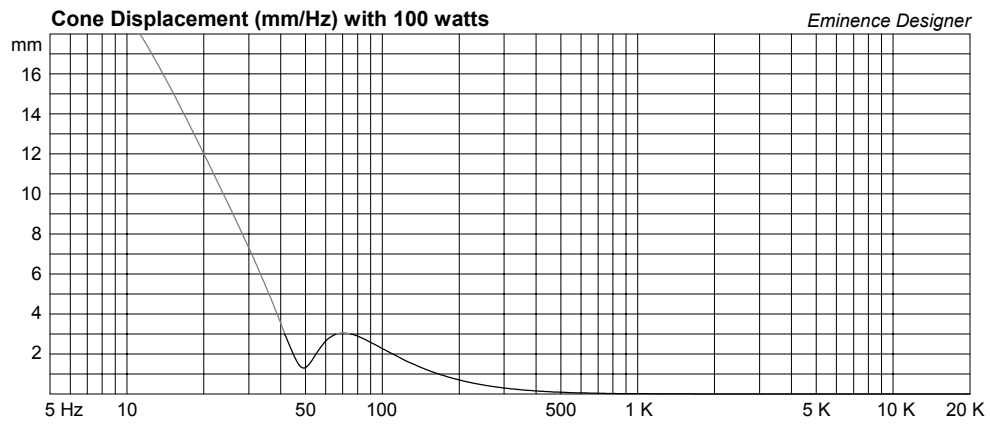
Re = 5.98 ohms

Le = 1.73 mH

Z = 8 ohms

Pe = 300 watts





# Gamma15-2 Med Vented Cab Bass Guitar or Full Range PA

By McJerry, Eminence Speaker LLC

Displacement Limited to 150 Watts; for best results, use a high pass filter set to 45 Hz to protect the woofer from over-excursion.

## Box Properties

--Description--

Name:

Type: Vented Box

Shape: Prism, square (optimum)

--Box Parameters--

Vb = 3.2 cu.ft

V(total) = 3.329 cu.ft

Fb = 56 Hz

QL = 7

F3 = 56.66 Hz

Fill = minimal

--Vents--

No. of Vents = 2

Vent shape = round

Vent ends = one flush

Dv = 3.238 in

Lv = 0.75 in

## Driver Properties

--Description--

Name: Gamma-15

Type: Standard one-way driver

Company: Eminence Speaker LLC

Comment: Revised NOV 2005

Piston: Ribbed paper cone.

Suspension: Cloth surround.

Dust Cap: Solid paper dust cap.

Frame: Pressed steel basket.

Voice Coil: 2.5 inch (63.5 mm) copper.

Magnet: 42 oz ferrite magnet.

--Configuration--

**No. of Drivers = 1**

--Driver Parameters--

Fs = 33 Hz

Qms = 5.13

Vas = 314.1 liters

Xmax = 3 mm

Sd = 856.3 sq.cm

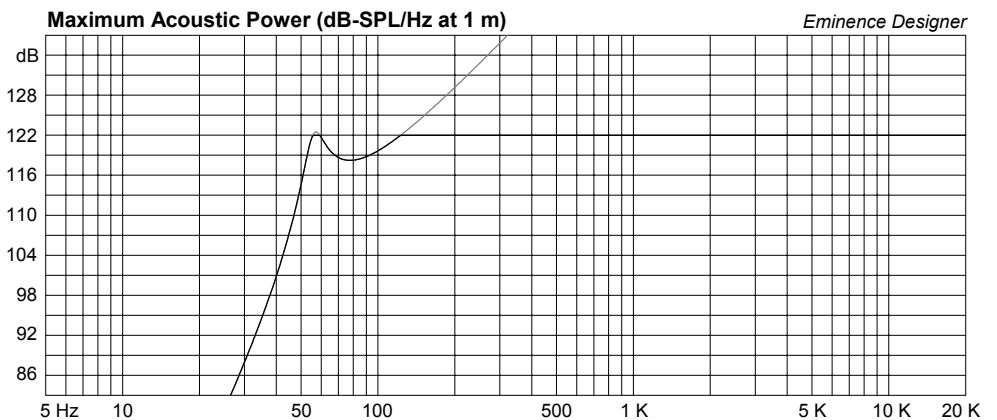
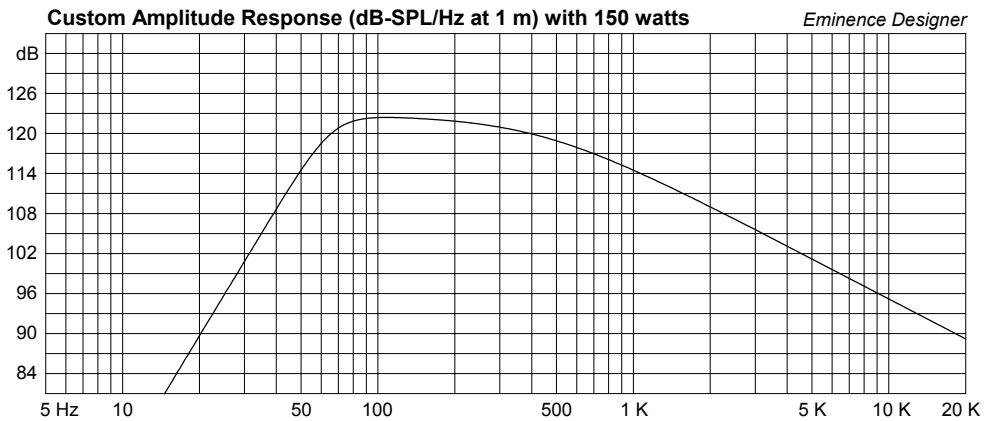
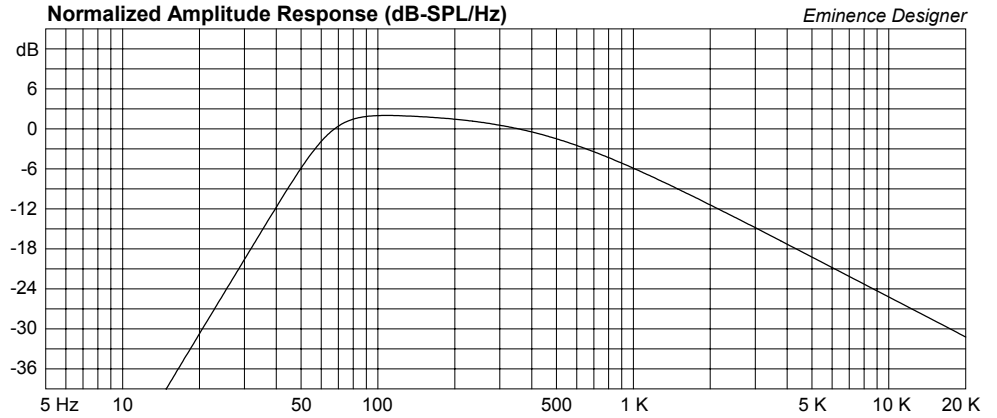
Qes = 0.32

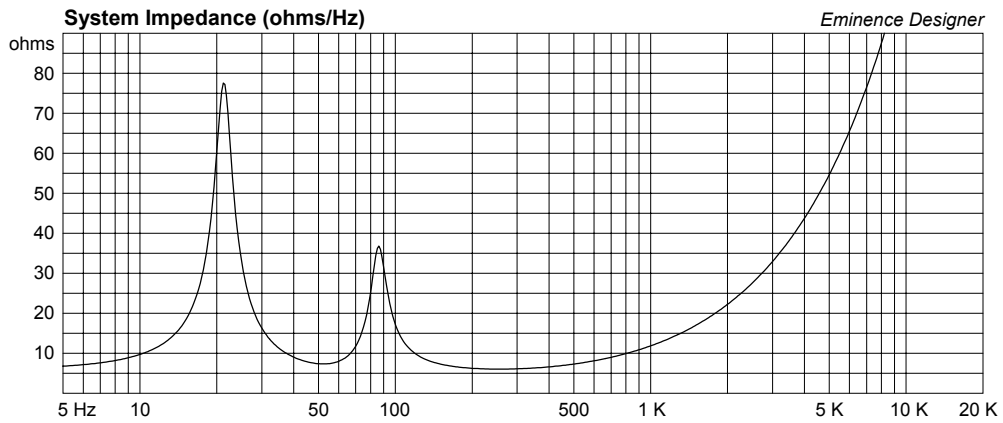
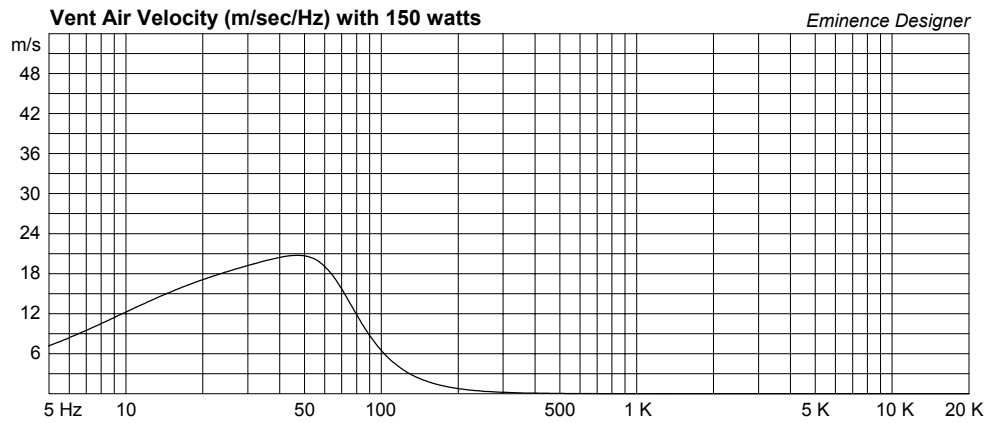
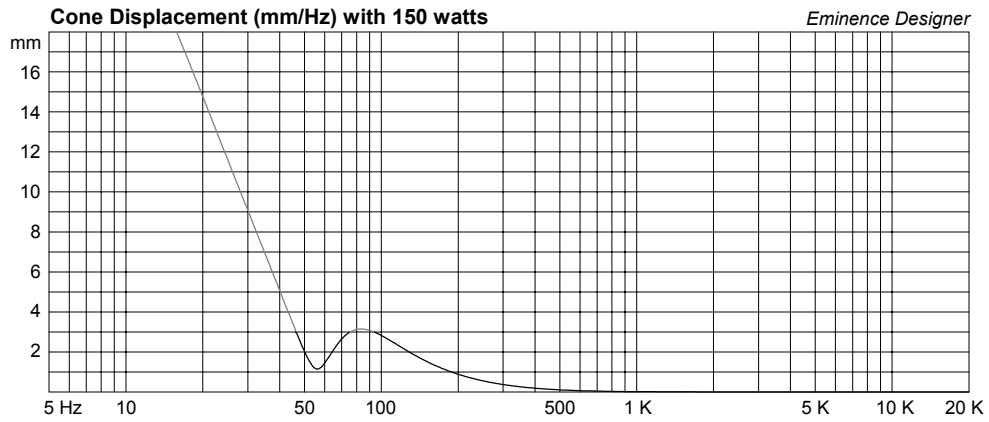
Re = 5.98 ohms

Le = 1.73 mH

Z = 8 ohms

Pe = 300 watts





# Gamma15-2 Small Vented Cabinet, Med Pwr Floor Wedge or Sat

By McJerry, Eminence Speaker LLC

Thermally Limited to 300 Watts; use a steep high pass filter set to 100 Hz or higher.

## Box Properties

--Description--

Name:

Type: Vented Box

Shape: Prism, square

--Box Parameters--

Vb = 1.267 cu.ft

V(total) = 1.414 cu.ft

Fb = 70 Hz

QL = 7

F3 = 82.41 Hz

Fill = minimal

--Vents--

No. of Vents = 2

Vent shape = round

Vent ends = one flush

Dv = 3 in

Lv = 2.817 in

## Driver Properties

--Description--

Name: Gamma-15

Type: Standard one-way driver

Company: Eminence Speaker LLC

Comment: Revised NOV 2005

Piston: Ribbed paper cone.

Suspension: Cloth surround.

Dust Cap: Solid paper dust cap.

Frame: Pressed steel basket.

Voice Coil: 2.5 inch (63.5 mm) copper.

Magnet: 42 oz ferrite magnet.

--Configuration--

**No. of Drivers = 1**

--Driver Parameters--

Fs = 33 Hz

Qms = 5.13

Vas = 314.1 liters

Xmax = 3 mm

Sd = 856.3 sq.cm

Qes = 0.32

Re = 5.98 ohms

Le = 1.73 mH

Z = 8 ohms

Pe = 300 watts

