



**AUDAC**  
**PRODUCTS**  
**2011**  
[www.audac.eu](http://www.audac.eu)



# Introduction

AUDAC is already a well established name under the audio manufacturers for several years. Offering a great range of audio equipment such as amplifiers, loudspeakers, microphones and much more products which have already proven their functionality and quality throughout the years.

In this new catalogue we present our already known product range, accompanied with a lot of new products which will be launched early 2011.

Some of the added products are: an entire range of Class D power amplifiers, Multi-Channel 100V power amplifiers, a digital audio source device and an expanded range of speakers for specific use such as outdoor and sauna applications.

In the last section of this catalogue, you can find a selection of the most popular, ready-to-use set solutions, providing a suitable sound for most standard applications.








Our mission is to manufacture A-class products at a competitive price, while trying to continue with the growth of our company. We continuously try to improve the service to our distributors and end-users and further establish our position as major international audio manufacturer.

The success of our products is in the continuous observation of the market that is done by our team. In this way, we continuously try to adapt our products to the demands of the customers.

Furthermore, we can rely on an experienced team of employees in many different disciplines, and state of the art design and test equipment which is continuously upgraded. In this way, we constantly try to improve the quality of our products and do research into new technologies which can be used in audio equipment.

The pictures that are displayed in this catalog are all projects that are realized in cooperation with AUDAC.



	<b>Multi-Zone audio matrix systems</b>	<b>5</b>
	<b>Paging systems</b>	<b>12</b>
	<b>Pre-amplifiers &amp; mixer</b>	<b>16</b>
	<b>Music sources</b>	<b>18</b>
	<b>Power amplifiers</b>	<b>22</b>
	<b>Public adress amplifiers &amp; mixers</b>	<b>31</b>
	<b>100 V Power amplifiers</b>	<b>34</b>
	<b>Active audio transceivers</b>	<b>40</b>
	<b>Indoor speakers</b>	<b>45</b>
	<b>Road speakers</b>	<b>47</b>
	<b>Bass cabinets</b>	<b>50</b>
	<b>Horn speakers</b>	<b>57</b>
	<b>Sound projectors</b>	<b>62</b>
	<b>Column speakers</b>	<b>66</b>
	<b>Wall speakers</b>	<b>72</b>
	<b>In-wall speakers</b>	<b>75</b>
	<b>Cuban speakers</b>	<b>82</b>
	<b>Ceiling speakers</b>	<b>84</b>
	<b>Microphones &amp; accessories</b>	<b>92</b>
	<b>Transformers</b>	<b>99</b>
	<b>Volume controls</b>	<b>102</b>
	<b>Connection plates</b>	<b>104</b>
	<b>Measurement appliances</b>	<b>106</b>
	<b>Power supplies &amp; others</b>	<b>107</b>
	<b>Set Solutions</b>	<b>109</b>



# R2

## Multi–zone audio matrix system

The R2 is a Multi–Zone audio distribution system which is a truly polyvalent solution for commercial and residential applications, with the flexibility of a multizone router. It delivers a comprehensive and expandable powerful solution for nearly every situation. With its large number of extension modules and configuration modes, it provides a solution for an uncountable amount of installations – large or small, simple or complex.

In general, it is an 8 x 8 digital audio matrix system, which is based on a powerful DSP processor. It is fully digitally controllable, and the built–in digital matrix makes it possible to patch any of the input signals to any of the output signals.

It is standard equipped with 8 analog line inputs and 8 analog line outputs, but the flexible structure of the device makes it easy to extend this number to an appropriate solution for each specific situation.

If desired, it is easy to cascade multiple R2's with the fiber interconnection modules. This makes it possible to transfer up to 16 channels (8 stereo) and to extend to an unlimited number of zones.

But it is much more than that, due to the extremely powerful DSP processor, it provides greater flexibility, higher reliability and lower latency than any other amplifier of its kind. Moreover, it 's capable of doing complex calculations on the digital audio signals, which makes it possible to integrate digital filters into the system and generate complex audio signals.

In addition, a real–time clock is provided which makes it possible to create time schedules with up to 256 pre–programmed events, single and recurring.

Every R2 is standard equipped with an integrated Ethernet control interface which makes it possible to configure and control the R2 from any PC, laptop, PDA or any other mobile device which is connected to the internet. Just use your browser, go to the integrated website and you have complete control of the R2.

An optional touchscreen can be installed in the front of the amplifier and there are optional wall control panels whereby the desired music source and volume can be selected for a specific zone.

An RS232 interface is provided for configuration and control with peripherals from other manufacturers which make use of an RS232 connection, like AMX, Crestron,... and the control commands are freely available which makes it easy to develop specific applications that work in combination with the R2.



# Peripheral devices

AUDAC provides two different types of wall panels to be used in combination with the R2 amplifier. They are intended to easily operate the standard functions of the R2 for one specific output, out of the zone itself, without requiring any additional device.

The simple version of the wall panel allows you to select the desired volume and signal for that specific output zone, while the advanced wall panel provides the option to connect an additional signal source, and transfers the signal to the R2 Matrix.

They are both flush mounted, featuring a slim and good looking design to blend into all kinds of different environments and interiors.



## DW3018/4018 Wall panel controller

The DW3018 and DW4018 are flush mount wall panel controllers designed to work in combination with the R2 amplifier. They can be installed in a zone and configured to control the standard functions of that specific output zone such as audio source selection and volume control.

The DW3018 and DW4018 both provide the same functions, the only difference is the shape. The DW3018 is designed to be used in combination with AUDAC cover plates or standard 45 x 45 installation materials while the DW4018 is designed to be used in combination with bTicino installation materials.





# DW5065

## Digital All-in-One Wall Panel

The DW5065 is an All-in-One Wall panel controller. Besides the standard functions such as audio source selection and volume control, it also contains additional signal inputs.

Both input selection and volume control can be done using the versatile rotatable push-dials. The integrated 2,5" graphical display ensures operating these dials is a user friendly experience.

The two signal inputs can be used as additional local inputs for the R2 and can be patched to any output zone of the R2. This enables you to connect a CD or MP3 player as music source for a specific zone, or to connect a microphone for speeches, announcements and various other applications. The input signals can be mixed locally using the two volume dials.

The panel has an XLR connector for the microphone input, while the Line inputs are connected using RCA connectors.

The microphone input has the added possibility to provide 15V Phantom power to microphones. This function can be turned on or off using the wall panel software.





### Remote control

The remote control input is an RJ45 connector which should be connected to a LAN network. This makes it possible to control the R2 system using a web browser.

### RS232

The RS232 connector can be used to control the R2 with external controllers. This allows the control of the system with hardware of other manufacturers.



### Peripheral Interfaces

There are 10 RJ45 connectors provided for expansion with additional wall control panels and in- and output modules. All these connectors contain RS485 control signals, this allows the control of the amplifier from 10 different locations. 8 of these connectors also contain digital audio signals for expansion of the input channels with additional wall line input units.



### Input 1–8 / Output zone 1 – 8

There are standard 8 line level in- and outputs provided. Each audio input channel has a clipping LED which indicates when the input signal is distorted, a gain control potentiometer to control the level of the input signal and RCA input connectors.

Each zone output is standard fitted with an RCA line level output connector for the connection of external amplifiers. When the optional power amplifier kit is installed, each zone has an amplified stereo audio output with a power of 2 x 40 Watt.



### Priority Inputs

There are two priority audio inputs provided, each with a gain control potentiometer. Furthermore, there are also two priority contact inputs provided.



### Digital audio in- and outputs

There are digital audio in- and outputs provided which are both optical and coaxial provided.

### Link in- and output

There is an optical link in- and output provided which is meant for connecting more amplifiers in cascade by means of a fiber interconnection. (optional)

# The functions

## Timer scheduling

An internal real-time-clock holds the actual time and date. This gives the possibility to create specific time schedules. The actions that can be programmed are changing the routing of a signal or adjusting the volume of a zone.

Single actions at a certain date and time or actions which repeat regularly (every day or week) can be programmed. A total of up to 256 timer presets can be made.

For example, this can be useful when installed in a shop, the system turns-on at morning, turns-off at night and remains off at the weekends.

## Internal DSP signal generator

An internal DSP signal generator is provided which is able to produce sinusoidal signals with an adjustable frequency, white noise signals and pink noise signals. These signals can be used as test signals, but in combination with the AUDAC ASL30 sound level meter the noise signals can be used to mask background noise in environments where silence is required. When the level of the background noise increases, the noise level will be adjusted inconspicuous. In this way, despite the increasing background noise, a quiet environment is maintained. This application is often used in libraries and reading rooms where a quiet environment is required.

## Freely programmable DSP filters

It is possible to add a filter with freely selectable rollover frequency for up to 4 output channels. The rollover frequency is selectable between 10Hz and 22kHz and the filter response is selectable between a High pass filter, a Low pass filter and a Band pass filter. The filter settings can be made easily in the graphical user interface. When a subwoofer is connected, no more external filter network is needed.

## Priority inputs

There are two audio priority inputs and two priority contact inputs provided. Depending of the configuration, 4 priority signals can be used. The actions that need to happen when a priority signal occurs can be freely programmed. It can switch automatically to the priority audio inputs when a audio signal is applied, or the internal routing can be adapted when a signal is available on the contact inputs.

# Internal expansion modules

In addition of the enhanced features that the R2 has to offer in its standard version, there are some optional expansion modules available whereby the functions can be extended and be optimized for each specific application.

## R2POW Power amplifier kit



The R2 is standard equipped with 8 line level output channels, on which the appropriate amplifiers can be connected depending on the specific application.

For certain applications where only a low power is required, there is an optional power amplifier kit which can be internally plugged in to the R2 amplifier. It consists of 16 x 40 Watt at 4 Ohm class D amplifiers (8 stereo channels). These channels can be bridged in the graphical user interface to obtain a power of 80 Watt.

## R2OPT Fiber interconnection module



For specific applications it may be desirable to enhance the capacities of the R2 matrix. Certain projects can require the user to expand the number of zones or to exchange audio sources, while other applications may call for the need to cover great distances, such as between different factory halls.

For these purposes, optional fiber interconnection modules that can be plugged-in internally to the R2 matrix are available. They are capable of carrying 16 stereo channels, each R2 can fill-in 8 and extract 8 stereo channels. Some channels may be reserved for paging and priority purposes.



Each R2 has a fiber input and a fiber output, the connection is always done in a ring, the first device to the second, the second to ... and the last device back to the first. The maximum distance that can be covered between each fiber module is depending on the used fiber module, 600m or 1200m. You can use repeaters if longer distances need to be covered.

## R2DIS 7" Touchscreen display kit

The R2 can be extended with an optional display unit which can be built in the frontside of the amplifier. This unit consists a 7" touchscreen with a resolution of 800 x 480 px and a small integrated computer which is running on windows CE. This unit allows to operate all the functions of the R2 easily. This unit features also three USB ports for the connection of a keyboard or mouse.

# Web based user interface

The R2 features a full functional web based user interface. This means that the amplifier can be fully operated through a web browser, which makes it possible to configure and control it from any device which is connected to the internet, such as a PC, Laptop, PDA or even a smartphone, without requiring additional software.

To access the functions of the R2, just use your standard web browser and surf to the IP address that is configured in the R2 settings. After logging in with your personal username and password, you have full access to all functions of the R2 amplifier.

The web based user interface is very user friendly and intuitive. After you have logged in on the website with your personal username and password, a fader overview of all output zones is displayed. The configuration menu gives an overview of all settings which can be made, such as time settings, network settings, priority settings, paging settings and the ability to bridge the outputs of the amplifier.



## Mobile + iPhone

For mobile devices supporting flash a special web interface is developed, ensuring a clear overview on devices with lower screen resolutions such as Smartphones, PDA's, MID's, ...

For mobile Apple products such as iPod, iPhone and iPad a special application is developed, the R2 remote which can be downloaded from the Apple store, creating the possibility to control your Multi-Zone audio distribution system on any place, any time, anywhere in the world.

# Paging Systems

The AUDAC APM paging system is especially designed to fulfill all your needs in all kinds of situations for a wide variation of paging purposes. Such as priority calls, dispatching and evacuation purposes.

Reliability, versatility and usability are the major assets where during the development of the APM paging system is taken care of, next to the aesthetic design of the consoles.

The system is fully controllable and configurable through the web based user interface of the device which it's linked to, which provides a great freedom in the configuring of the system. This way it offers the ideal solution for a wide variation of paging systems, ranging from simple and small installations, to the largest and most complex installations with specific requirements.



The system has a fully modular structure which means that it can perfectly be extended with additional expansion modules at user's specific requirements. The different units of the system can be easily cascaded, creating an infinite number of configuration possibilities and offering the perfect opportunity to upgrade and expand your installation along with the growth of your company.

There are also some additional features provided like "Multiple Ding-Dong", a "Voice File Interface" and a "Real Time Clock". The "Multiple Ding-Dong" means that the customer can create custom chime tunes, which can be played before the spoken message is spread. The "Voice File Interface" allows the customer to record or upload messages to the APM paging microphone, which can be announced later. The playback of the announcements can be controlled by pushing one of the freely programmable buttons on the APM console, but it can also be programmed at pre defined moments by the built-in "Real Time Clock". This last feature is mainly applied for advertising purposes in shopping centers or in factories to announce a message when the shift begins and ends.

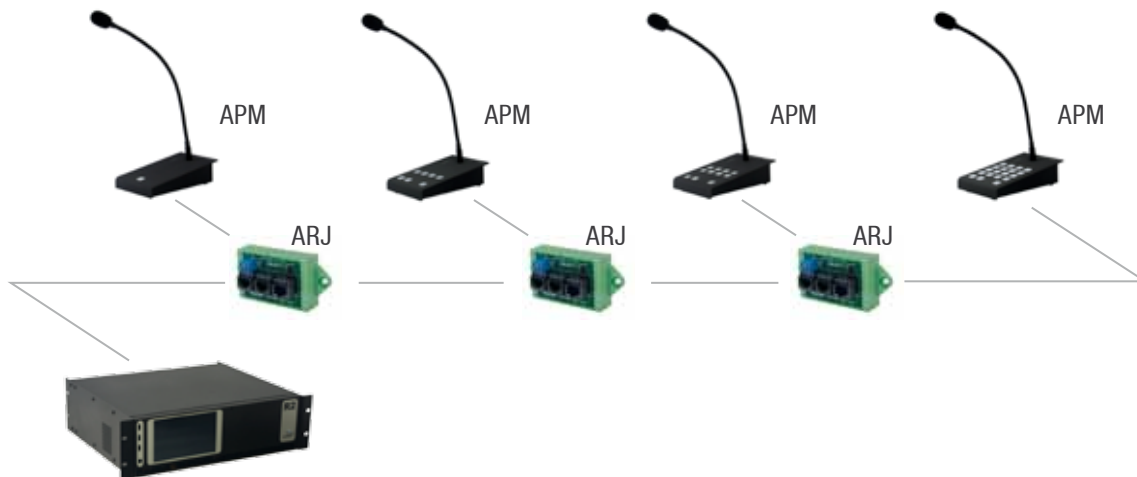
The operation of the system is fully digitally controlled, from microphone cell to signal amplifier, to detect any malfunction or failure in the system. This is necessary to ensure a 100% reliability of the system in case of an emergency call. The broadcasted message has to be audible in all cases. If there is a malfunction in the system, an error message occurs on the APM console.

The communication between the APM consoles is done by a databus, which also provides the necessary power supply. To ensure a smooth communication between the units, priority settings have to be made while configuring the system. Indication leds are applied to tell the user if the databus is occupied.

The housing of the paging consoles is made of sturdy steel and is equipped with three color illuminated LED push buttons which provide a clear overview of the functions.

The connections for the databus are made with UTP CAT5 cable with RJ45 connection plugs. When using multiple paging microphones in one system, the additional ARJ03 junction box has to be used.

## Typical application



# APM

## Digital Paging Microphones

The APM series are digital paging microphones containing a cardioid condenser microphone cell with integrated piezo element for continuous monitoring of the microphone's functioning, mounted on a 32 cm long gooseneck.

A built-in compressor / limiter constantly monitors the microphone signal to make sure the output level is always maintained. The status of the reproduced signal is indicated on the front panel, to ensure the speaker that the message is clear and audible in all situations.

Each console has 3 standard buttons (except the APM101 which has only PTT) with pre assigned functions: PTT (Push To Talk), Select all and Clear. All other buttons can be freely programmed, using the free APM configuration software.



**APM101**  
Paging Microphone  
Digital paging microphone for 1 zone

**APM104**  
Paging Microphone  
Digital paging microphone for 4 zones / functions

**APM108**  
Paging Microphone  
Digital paging microphone for 8 zones / functions

**APM116**  
Paging Microphone  
Digital paging microphone for 16 zones / functions



High quality condenser microphone with integrated piezo element ensure a great sound quality with continuous system monitoring



Illuminated zone and function selection buttons provide a clear overview monitoring



RJ45 connection for digital audio and RS485 data transfer over UTP Cat5 Cabling

# ARU


## Relay Groups

The ARU series are special designed flexible relay modules to switch between two input signals. In the most common situations a background music signal and a priority call signal are applied.

In combination with the APM paging consoles, it offers a simple and versatile paging solution that can be applied to all types of systems. It has full priority and can be switched between 100V and standard low impedance speaker signals, as well as line level signals.

There are 3 different ARU relay modules available, fitted with 4, 8 or 16 relays. In complex systems, where more relays are needed, there's the possibility to connect multiple units in cascade through addressing. This offers a wide range of possibilities.

All the ARU modules are suited to be mounted on a standard DIN rail, providing connection strips for in- and output signals.



**ARU116**  
Relay Group  
Relay unit fitted with 16 switching relays



**ARU104**  
Relay Group  
Relay unit fitted with 4 switching relays



**ARU108**  
Relay Group  
Relay unit fitted with 8 switching relays

# ARJ03P

## Junction Boxes

The ARJ03 junction boxes used for expansion of the APM databus. It allows to connect multiple APM consoles on the databus, containing a 'BUS IN', 'BUS OUT' and a 'TO APM' connector. When using large cable lengths, the voltage distributed by the databus becomes insufficient and an additional voltage need to be applied. The ARJ03P has to be used when cable lengths are longer than 100 m.







Hyllit, Antwerp runs on AUDAC



# PRE16

## 6 channel stereo pre–amplifier



The PRE16 is a simple but versatile, single rack space, 6 channel stereo pre amplifier. It offers the perfect solution for a wide variation of applications where various and multiple music sources should be mixed and distributed through an audio distribution system.

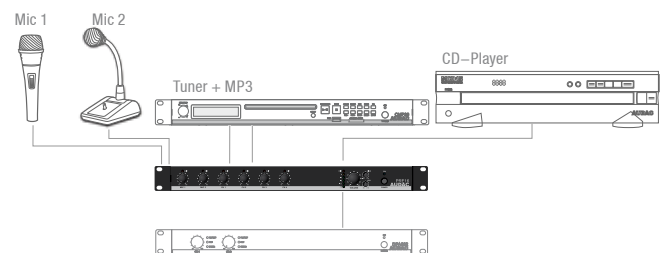
It is reliable, easy to install, and simple to operate, but still provides the possibility to connect and control all kinds of music sources.

It is constructed as a six channel stereo pre–amplifier whereof two channels are balanced microphone inputs, which both contain a three–band tone control, gain control, phantom power and a talk over function. When the phantom power switch is turned ON, 15V is supplied to the corresponding microphone channel for powering condenser microphones. When the talk over switch is turned ON, other present music sources will be ducked when a signal is present.

The other four input channels are direct line inputs, whereof one is constructed as a balanced stereo line input, while the remaining three line inputs are unbalanced.

All the connections and channel settings can be made at the rear side of the PRE16, while on the front all the individual channel volume control buttons are provided, just like the general output volume control with two band tone control.

- Balanced stereo output
- 2 Mic channels with talkover
- 15V Phantom power
- One stereo balanced line input
- Three stereo unbalanced line inputs



### Technical Highlights

	THD+N	Signal / Noise	Freq Response	Power supply	Dimensions (W x H x D)	Weight
PRE16	< 0.1%	> 93 dB	20Hz – 20 kHz	240 V AC / 50–60 Hz	482x44x330 mm	3.75 Kg

# PRE26

## Two zone – 6 channel stereo pre–amplifier



The PRE26 is a two zone stereo pre–amplifier with 6 input channels, constructed in a single rack space housing. It is designed in a way offering a versatile solution for a wide variation of applications where various and multiple music sources should be mixed and distributed through a two zone audio distribution system.

It is reliable, easy to install, and simple to operate, but still provides the possibility to connect and control all kinds of music sources.

It is constructed as a six channel stereo pre–amplifier whereof two channels are balanced microphone inputs, which both contain a three–band tone control, gain control, phantom power and a talk over function. When the phantom power switch is turned ON, 15V is supplied to the corresponding microphone channel for powering condenser microphones. When the talk over switch is turned ON, other present music sources will be ducked when a signal is present.

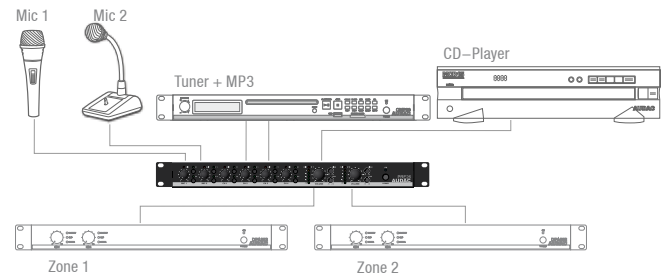
The other four input channels are direct line inputs, whereof one is constructed as a balanced stereo line input, while the remaining three line inputs are unbalanced.

All the connections and channel settings can be made at the rear side of the PRE26, while on the front all the individual channel volume control buttons are provided.

Two general output volume controls, each representing one output zone are provided on the front panel. Each of them includes a two–band tone control and a LED VU–meter which indicates the output level.

- Two zone system
- Balanced stereo outputs
- 2 Mic channels with talkover
- 15V Phantom power
- One stereo balanced line input
- Three stereo unbalanced line inputs

### Example



### Technical Highlights

	THD+N	Signal / Noise	Freq Response	Power supply	Dimensions (W x H x D)	Weight
PRE26	< 0.1%	> 93 dB	20Hz – 20 kHz	240 V AC / 50–60 Hz	482x44x330 mm	4 Kg

# CMP30

## Digital audio source – CD, MP3 & Tuner



The CMP30 is a All-In-One audio source device which accommodates three different kinds of audio sources into one single device.

It combines a CD-Player, MP3 player and AM/FM tuner into one single rack space 19" housing.

On the front are a CD slot, a USB slot and a SD/MMC memory card slot provided. This makes it possible to play regular audio CD's as well as MP3 files from either CD's, USB memory sticks or SD/MMC memory cards.

At the rear side of the device are three stereo outputs provided. Two of them are dedicated for the tuner either CD/MP3 function, while the third output is a variable output. Because of the two separate stereo outputs, the tuner and CD/MP3 player can operate simultaneously. This feature can be useful for applications such as Multi-Zone systems where multiple audio sources are required at a time.

The variable output has a volume control function and carries the signal from the CD/MP3 player when a track is playing, but when the CD/MP3 is ended, the variable output will switch automatically to tuner function.

An RS232 control port makes the operation possible from external control devices such as home automation systems from AMX and Crestron.

- CD-player with MP3 function
- AM/FM Tuner
- USB & SD/MMC slot
- RS232 Control port
- Line outputs for Tuner & CD/MP3
- Variable line output



### Technical Highlights

	Inputs	Control	Mounting	Unit Height	Power Supply	Dimensions (W x H x D)
CMP30	CD, USB, SD/MMC	RS232	19"	1 HE	240 v AC – 50 Hz–60 Hz	483x44x380 mm

# MCD15

## Multi CD player with mp3 function



The MCD15 is a fully-featured Multi CD player with mp3 function, designed for fixed installation in commercial as well as professional applications.

It contains all standard functions expected from a CD player, accompanied with a wide variation of advanced functions.

Some of them are: programmed play which allows to create specific programs with up to 32 tracks, several repeat modes like repeat track / repeat disk / repeat all disks and several random play modes like programmed random play / disc sequential random play.

The disk drawer can accommodate up to five cds (standard 12 cm or 8 cm).

The display panel can show up to three time modes and monitors the audio changer activity, the operation modes and the track information.

The enclosure has a height of 3HE, and an optional 19" mounting bracket (MCD15BKT) makes it possible to mount it into flightcases or 19" racks.

The remote control is separately available (MCD15RMT).



### Technical Highlights

	Disks	Signal / Noise	Freq Response	Dynamic range	Separation	Power supply	Dimensions (W x H x D)	Weight
MCD15	5 (12 or 8 cm)	> 102 dB	20Hz – 20 kHz	98 dB	95 dB	240 V AC / 50–60 Hz	435x115x388 mm	6.8 Kg

# PMX124

## 12 Channel PA mixer



- 6 mono and 4 stereo inputs
- 3 band equalization
- 1 AUX with pre / post switch
- 24 bit built-in DSP
- 100 preset effects available
- Peak signal indication
- PFL available on every channel
- 19" adapters included
- Flexible and compact
- 48V Phantom power



The PMX124 is a 12 channel multi purpose mixer which contains 6 mono and 4 stereo inputs.

It is suitable for a wide range of applications like bands and musicians, as well as fixed installations.

The integrated 24-bit DSP processor contains 100 fixed high quality effects such as reverbs, delays, chorus, flange and many more. The intensity can be controlled by the EFX RTN fader, and a potentiometer for every channel.

Every input signal is equipped with a 3 band equalization filter, and the channels 1 to 7/8 contain a HPF filter.

Furthermore, every channel has a PFL and mute switch, and two high-resolution bargraphs monitor the main output signals.

48V phantom power is available at the microphone inputs for powering condenser microphones.

It comes with 19" mounting brackets and has a built-in height of 10HE.



### Technical Highlights

	THD+N	Crosstalk	Freq Response	DSP	Power supply	Dimensions (W x H x D)	Weight
PMX124	< 0.01%	< 70 dB	20Hz – 20 kHz	24 bit / 100 presets	240 V AC / 50–60 Hz	328x420x65 mm	3.4 Kg

AUDAC has a complete range of amplifiers which are capable of providing the appropriate solution for all kinds of applications.

There are ranges of low impedance 19" two, three and four channel amplifiers as well as 100V 19" public address amplifiers, all available in various capacities. These are all built as no-nonsense amplifiers with only the necessary controls and connections which makes them easy to use and install.

Besides this, there is a range of amplifiers which are especially designed to be used in commercial applications. These are standard equipped with various connection and control possibilities, providing a simple but complete solution for a wide variation of commercial applications.

# DPA152/252

## Dual channel Class D amplifiers (Stereo)



The DPA152 and DPA252 are two channel (stereo) Class D amplifiers capable of delivering a power up to 2 x 250 Watt.

The DPA amplifier series is designed to meet the requirements for various kinds of applications, ranging from standard stereo home applications to Multi-Zone distributed speaker systems.

They combine the best of all features in one single series of amplifiers, providing an outstanding sound quality with all the known advantages of Class D Amplifiers. Such as the excellent efficiency and very low heat dissipation. And due to the complete passively cooled entity only a minimal of maintenance is needed, while ensuring maximum reliability.

The small size of a single rack space make them very interesting for fixed rack mount as well as mobile applications.

It contains advanced protection circuitry which protects against DC malfunctioning, short circuit, overheating and overload.

The signal input connections are accommodated with balanced XLR connectors and signal link through with other amplifiers is possible using the XLR linkthrough connectors. The operation mode can be selected between Stereo mode, Bridge mode and Parallel mode.

The output connections are accommodated with both Speakon and Euro-Terminal blocks.



### Technical Highlights

	Stereo @ 4 Ω	Stereo @ 8 Ω	Bridge @ 8 Ω	THD+N	Signal/Noise	Freq Response	Power supply	Dimensions (W x H x D)	Weight
DPA152	2 x 150 Watt	2 x 80 Watt	300 Watt	< 0.1%	> 100 dB	20Hz – 20kHz	110~240V AC / 50~60 Hz	482x44x330 mm	4,37 Kg
DPA252	2 x 250 Watt	2 x 130 Watt	500 Watt	< 0.1%	> 100 dB	20Hz – 20kHz	110~240V AC / 50~60 Hz	482x44x330 mm	4,77 Kg



# DPA73/153

## Triple channel Class D amplifiers (Stereo + Sub)



The DPA73 and DPA153 are two channel (stereo) Class D amplifiers with an additional channel for powering a subwoofer cabinet. They are capable of delivering a power up to 2 x 150 Watt to the stereo channels and 300 Watt to the subwoofer channel.

The DPA amplifier series is designed to meet the requirements for various kinds of applications, ranging from standard stereo home applications to Multi-Zone distributed speaker systems.

They combine the best of all features in one single series of amplifiers, providing an outstanding sound quality with all the known advantages of Class D Amplifiers. Such as the excellent efficiency and very low heat dissipation. And due to the complete passively cooled entity only a minimal of maintenance is needed, while ensuring maximum reliability.

The small size of a single rack space make them very interesting for fixed rack mount as well as mobile applications.

It contains an active crossover network with a frequency of 120Hz and advanced protection circuitry which protects against DC malfunctioning, short circuit, overheating and overload.

The signal input connections are accommodated with balanced XLR connectors and signal link through with other amplifiers is possible using the XLR output connectors. The operation mode can be selected between Stereo mode, Bridge mode and Parallel mode. The output connections are accommodated with Euro-Terminal blocks.



### Technical Highlights

	Stereo @ 4 Ω	Stereo @ 8 Ω	THD+N	Signal/Noise	Freq Response	Power supply	Dimensions (W x H x D)	Weight
DPA73	2 x 75 + 150 Watt	2 x 50 + 100 Watt	< 0.1%	> 100 dB	20Hz – 20kHz	110~240V AC / 50~60 Hz	482x44x330 mm	4,58 Kg
DPA153	2 x 150 + 300 Watt	2 x 80 + 150 Watt	< 0.1%	> 100 dB	20Hz – 20kHz	110~240V AC / 50~60 Hz	482x44x330 mm	4,83 Kg

# DPA74/154

## Quad channel Class D amplifiers



The DPA74 and DPA154 are four channel Class D amplifiers capable of delivering a power up to 4 x 150 Watt.

The DPA amplifier series is designed to meet the requirements for various kinds of applications, ranging from standard stereo home applications to Multi-Zone distributed speaker systems.

They combine the best of all features in one single series of amplifiers, providing an outstanding sound quality with all the known advantages of Class D Amplifiers. Such as the excellent efficiency and very low heat dissipation. And due to the complete passively cooled entity only a minimal of maintenance is needed, while ensuring maximum reliability.

The small size of a single rack space make them very interesting for fixed rack mount as well as mobile applications.

It contains advanced protection circuitry which protects against DC malfunctioning, short circuit, overheating and overload.

The signal input connections are accommodated with balanced XLR connectors. The operation mode can be selected between Stereo mode, Bridge mode and Parallel mode. The output connections are accommodated with Euro-Terminal blocks.



### Technical Highlights

	Stereo @ 4 Ω	Stereo @ 8 Ω	Bridge @ 8 Ω	THD+N	Signal/Noise	Freq Response	Power supply	Dimensions (W x H x D)	Weight
DPA74	4 x 75 Watt	4 x 50 Watt	2 x 150 Watt	< 0.1%	> 100 dB	20Hz – 20kHz	110~240V AC / 50~60 Hz	482x44x330 mm	4,57 Kg
DPA154	4 x 150 Watt	4 x 80 Watt	2 x 300 Watt	< 0.1%	> 100 dB	20Hz – 20kHz	110~240V AC / 50~60 Hz	482x44x330 mm	4,82 Kg



Di Nitto, Genk runs on AUDAC

# D Series

## Dual channel power amplifiers (Stereo)



The D series are professional power amplifiers, suitable for most common low impedance high power sound systems, with a power up to 2 x 500 W @ 8 Ohm. They are designed as no-nonsense amplifiers with only the necessary controls and connectors. This creates great simplicity in use and installation.

They are built as 2 channel amplifiers with a bridge function, built-in limiter and a multipurpose protection circuit. The protection circuit detects DC malfunction, short circuit, overheating, overload and limits the signal when necessary. On the front of the amplifier, the volume of each channel can be set by an individual volume control, along with the signal, clip and protection indicator LED's.

Each channel is fitted with a balanced XLR input connector and a speakon output connector. The amplifier can be switched to bridge mode with a switch located at the back, next to the ground lift switch.

The steel 19" housing has a height of 2 HE.



### Technical Highlights

	Stereo @ 4 Ω	Stereo @ 8 Ω	Bridge @ 8 Ω	THD+N	Signal/Noise	Freq Response	Power supply	Dimensions (W x H x D)	Weight
D2	2 x 300 Watt	2 x 200 Watt	600 Watt	< 0.05%	> 93 dB	20Hz – 20kHz	240 V AC / 50–60 Hz	482x88x495 mm	21.3 Kg
D3	2 x 450 Watt	2 x 300 Watt	900 Watt	< 0.05%	> 93 dB	20Hz – 20kHz	240 V AC / 50–60 Hz	482x88x495 mm	22.7 Kg
D4	2 x 600 Watt	2 x 400 Watt	1200 Watt	< 0.05%	> 93 dB	20Hz – 20kHz	240 V AC / 50–60 Hz	482x88x495 mm	24.0 Kg
D5	2 x 750 Watt	2 x 500 Watt	1500 Watt	< 0.05%	> 93 dB	20Hz – 20kHz	240 V AC / 50–60 Hz	482x88x495 mm	26.0 Kg

# T Series

## Triple channel power amplifiers (Stereo + Sub)



The T series are professional power amplifiers, suitable for most common low impedance high power sound systems, with a power up to 2 x 400 W + 1200 W @ 8 Ohm. They are designed as no-nonsense amplifiers with only the necessary controls and connectors. This creates great simplicity in use and installation.

They are built as 2 channel amplifiers with an additional channel to power a passive subwoofer cabinet. Each input is fitted with a knob to set the cross-over frequency, with a range between 50Hz and 250Hz, to determine the signal for the subwoofer channel. They also contain a built-in limiter and a multipurpose protection circuit. The protection circuit detects DC malfunction, short circuit, overheating, overload and limits the signal when necessary. On the front of the amplifier, the volume of each channel can be set by an individual volume control, along with the signal, clip and protection indicator LED's.

Each channel is fitted with a balanced XLR input connector and a speakon output connector.

The steel 19" housing has a height of 2 HE.



### Technical Highlights

	Stereo @ 4 Ω	Stereo @ 8 Ω	THD+N	Signal/Noise	Freq Response	Power supply	Dimensions (W x H x D)	Weight
T2	2 x 300 + 600 Watt	2 x 200 + 400 Watt	< 0.05%	> 93 dB	20Hz – 20kHz	240 V AC / 50–60 Hz	482x88x495 mm	25 Kg
T4	2 x 600 + 1200 Watt	2 x 400 + 800 Watt	< 0.05%	> 93 dB	20Hz – 20kHz	240 V AC / 50–60 Hz	482x88x495 mm	28 Kg

# Q Series

## Quad channel power amplifiers



The Q series are professional power amplifiers, suitable for most common low impedance high power sound systems, with a power up to 4 x 400 W @ 8 Ohm. They are designed as no-nonsense amplifiers with only the necessary controls and connectors. This creates great simplicity in use and installation.

They are built as 4 channel amplifiers with a bridge function, built-in limiter and a multipurpose protection circuit. The protection circuit detects DC malfunction, short circuit, overheating, overload and limits the signal when necessary. On the front of the amplifier, the volume of each channel can be set by an individual volume control, along with the signal, clip and protection indicator LED's.

Each channel is fitted with a balanced XLR input connector and a speakon output connector. The amplifier can be switched to bridge mode with a switch located at the back, next to the ground lift switch.

The steel 19" housing has a height of 2 HE.



### Technical Highlights

	Stereo @ 4 Ω	Stereo @ 8 Ω	Bridge @ 8 Ω	THD+N	Signal/Noise	Freq Response	Power supply	Dimensions (W x H x D)	Weight
Q2	4 x 300 Watt	4 x 200 Watt	2 x 600 Watt	< 0.05%	> 93 dB	20Hz – 20kHz	240 V AC / 50–60 Hz	482x88x495 mm	24 Kg
Q4	4 x 600 Watt	4 x 400 Watt	2 x 1200 Watt	< 0.05%	> 93 dB	20Hz – 20kHz	240 V AC / 50–60 Hz	482x88x495 mm	28 Kg

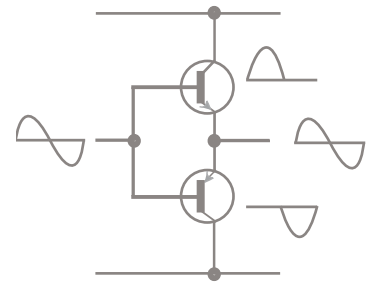
# Definition of AUDAC amplifier classes

To make a small signal audible through a loudspeaker, amplification is necessary. The signal delivered by a source device needs both voltage and current gain to obtain enough power to make the loudspeaker move. To make power amplification possible, various concepts have been developed throughout the past decades, each of them with specific properties concerning the sound quality and efficiency. All amplifiers are classified in several classes determined by the construction of the output stage, each class with its own specific functions and features. The names of the classes are indicated with different letters of the alphabet, and it started with the first letter. Subsequent developments are indicated with subsequent letters.

There are lots of things to say about this subject, but we'll keep it to a brief description and a short comparison of the different amplifier classes which occur in the AUDAC product range.

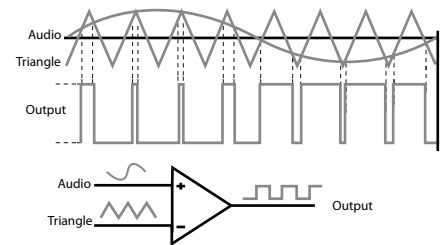
## Class AB

Class AB amplifiers are the most common design type found in audio power amplifiers. As the name suggests, it consists of a composition between a Class A and Class B amplifier. Two complementary transistors are used in a push-pull configuration, each of them amplifying opposite halves of the input signal, which are recombined at the output. To minimize the distortion at the point both transistors take over from each other (crossover point), a small quiescent current flows through both transistors which eliminate each other, thus conducting slightly more than half a period, resulting in a minimized distortion. The Class AB design gives a good efficiency which in most cases depending of the input signal and level is situated between 35% and 60%.



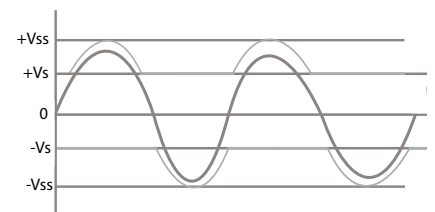
## Class D

Class D amplifiers, sometimes also called "Digital Amplifiers" are switching amplifiers. This means the output is quickly switched on and off through pulse width modulation (PWM), at a frequency which is usually 10 or more times higher than the audio bandwidth. Since the output is either completely switched on or completely switched off, theoretically no power is wasted. In reality, lossless and infinitely fast switching doesn't exist, so there's always a little of power wasted. But the efficiency of a Class D amplifier is around 90% or more, which is much higher than any other amplifier classes. In case a switching power supply is used in addition to the switching output stage, the weight of the amplifier will be reduced. No heavy transformers are required and the heat production is low, hereby there's no need for heavy heatsinks or fans, resulting in a lightweight amplifier design. Nowadays, very good sounding Class D amplifiers are available on the market, for all different kinds of applications.



## Class H

Class H amplifiers are a variety of amplifiers based on Class AB design, whereby the efficiency is increased and the power dissipation is reduced while ensuring a minimum of distortion. This is done by means of some specific techniques such as monitoring the output signal and adjusting the power supply rails accordingly, resulting in a supply rail with infinitely variable levels. Hereby the supply rail is always only a few volts higher than the output signal, resulting in an output stage which operates at maximum efficiency all the time. While the efficiency of a Class AB depends of the input signal and the level, a Class H amplifier can always maintain the same efficiency level around 60%.







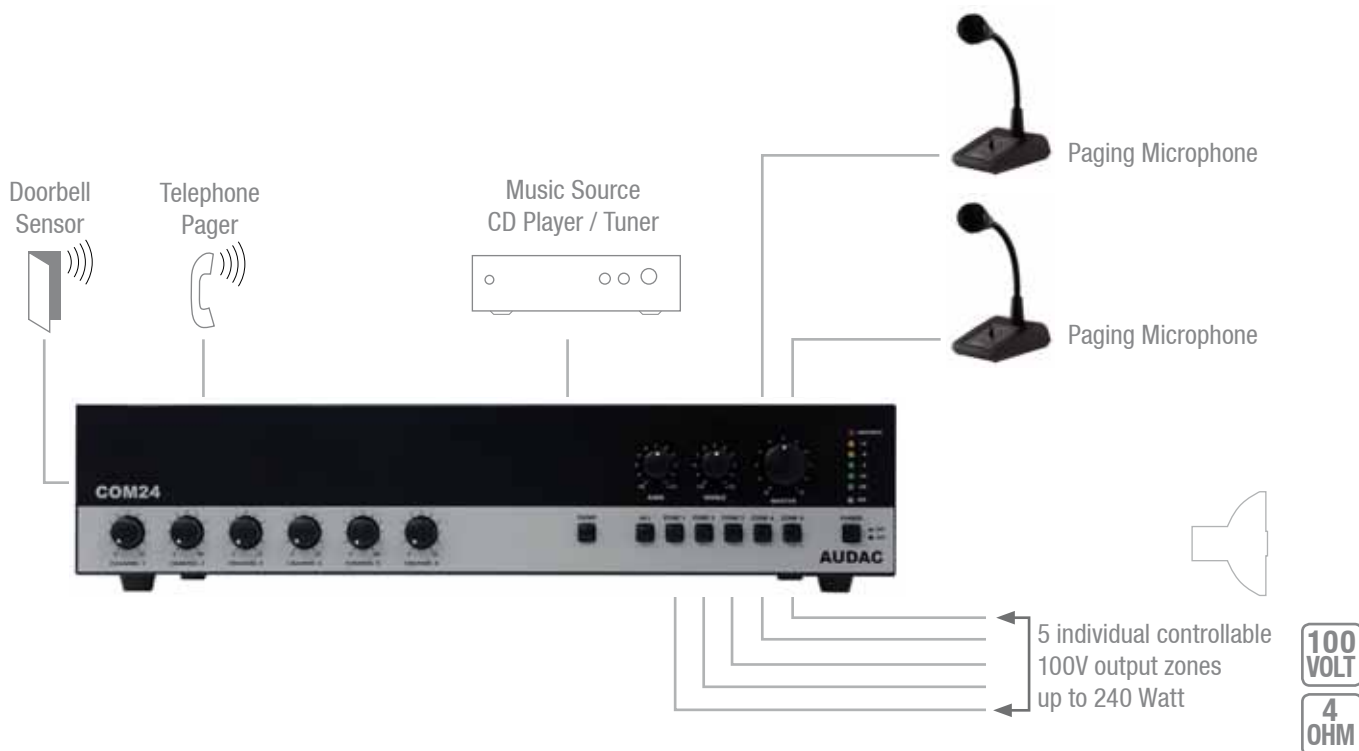
# COM Series

## Public address amplifiers

The COM series amplifiers are easy to use, flexible and multi-functional public address amplifiers with a modern design and equipped with all the necessary control functions and connection possibility's. Depending on the type of amplifier, some additional features are provided. Such as the possibility to connect a telephone paging unit, an integrated chime module or a remote microphone input. They are perfect to be used in commercial applications such as restaurants, hotels, shops, warehouses, professional offices, public buildings,...

### Typical application

As a simple example, when installed in a shop, you could connect a tuner to play your favourite radio-station, a microphone to make announcements, a telephone pager, and ofcourse the shop's doorbell.



# COM3/6

## Public address amplifier



The COM3 and COM6 are public address amplifiers with a power of up to 60 W. They contain 2 unbalanced stereo line level inputs, which are switchable between Line and Mic level and one Microphone level Input. This way, a maximum of 3 balanced microphones can be connected.

The output level is selectable between high impedance 100V, 70V and 25V outputs, or 4 Ohm low impedance. It is equipped with an advanced protection circuit, which protects against DC short circuit, overheating, overload and limits the signal when necessary.

All control functions such as individual channel volume controls, a 2 band tone control, the master volume control and indicators like a VU LED bar and clipping leds are located at the front of the amplifier.

- 2 stereo Mic / Line inputs
- 1 Microphone Input
- 100V / 70V / 25V outputs
- 4  $\Omega$  output
- Telephone paging input (priority)
- Bass and Treble tone control (2-Band)



### Technical Highlights

	RMS Power (100V / 4 $\Omega$ )	Freq Response	THD+N	Signal / Noise	Output Voltage / Impedance	Power supply	Dimensions (W x H x D)	Weight
COM3	30 Watt	80Hz – 18kHz	< 1%	> 100 dB	100V / 70V / 25V / 4 $\Omega$	240 V AC / 50–60 Hz	270x76x230 mm	4,5 Kg
COM6	60 Watt	80Hz – 18kHz	< 1%	> 100 dB	100V / 70V / 25V / 4 $\Omega$	240 V AC / 50–60 Hz	270x76x230 mm	5,25 Kg

# COM12/24

## Public address amplifier



The COM12 and COM24 are public address amplifiers, with a power up to 240 W. They contain a wide variation of input possibilities for all kinds of connection purposes, such as 2 unbalanced stereo line level inputs which are switchable between Mic / Line level, 2 balanced Mic / Line level inputs and two balanced Mic / Line level inputs with priority settings and phantom power.

The output signal is available on 5 high impedance 100V mono output zones or one low impedance 4 Ohm mono output zone. Other present features are a link in– and output, an amp input and pre–amp output, an integrated chime module, a remote microphone input and the possibility to connect a telephone unit.

It is equipped with an advanced protection circuit, which protects against DC short circuit, overheat, overload and limits the signal when necessary. All control functions such as channel selection and volume controls, a 2 band tone control, the master volume control and indicators like a VU LED bar and clipping leds are located at the front of the amplifier.

- 5 x 100V selectable output zones
- 1 Low impedance 4 Ω output zone
- 2 Stereo unbalanced line level inputs
- 2 Mono balanced Line / Mic level inputs
- 2 Mono balanced Line / Mic level inputs with priority and phantom power
- Bass and Treble tone control (2–Band)
- Up to 6 Microphones
- Telephone paging input (priority)
- 15V Phantom power



### Technical Highlights

	RMS Power (100V / 4 Ω)	Freq Response	THD+N	Signal / Noise	Output Voltage / Impedance	Power supply	Dimensions (W x H x D)	Weight
COM12	120 Watt	20Hz – 20kHz	< 0.5%	> 90 dB	100V / 4 Ω	240 V AC / 50–60 Hz	420x86x320 mm	9.7 Kg
COM24	240 Watt	20Hz – 20kHz	< 0.5%	> 90 dB	100V / 4 Ω	240 V AC / 50–60 Hz	420x86x320 mm	11 Kg

# CPR12

## 10 channel – 2 zone pre–amplifier



- Total of 10 audio inputs
- 6 x Mic / Line channels with 3–band EQ
- 2 x Mic / Line channels with priority and phantom power
- 4 Line Inputs
- Fader volume control
- Two output zones
- Built–in pre–listening speaker
- Priority input
- 15V Phantom power
- Works on 24V emergency power

The CPR12 is an easy to use, flexible and multifunctional 10 channel pre–amplifier. Six of these input channels are selectable between Mic / Line level and equipped with a 3 band tone control. The first two can be switched to priority and phantom power. The other four channels are direct line inputs.

Every input channel has its own gain and fader volume control with PFL button which makes it possible to pre–listen each input or output channel with the built–in pre–listening speaker, and can be routed to one or both output channels. This makes the CPR12 a full two–zone system.

Other present features are a priority input, a recording output, separate sub–out channels and the 24V DC emergency power connection. This last feature makes it possible to power the CPR12 with emergency power when the main power is shut down. In this case, the priority input will automatically mute all input signals, and a evacuation message will be announced.

The steel 19" housing has a height of 2 HE.



### Technical Highlights

	Freq Response	THD+N	Signal / Noise	Phantom power	Emergency power	Power supply	Dimensions (W x H x D)	Weight
CPR12	20Hz – 20kHz	< 0.2%	> 90 dB	15V	24V DC	100 – 240 V AC / 50–60 Hz	420x88x320 mm	5.3 Kg

# CPA Series

## 100V Power amplifiers



The CPA series are professional single channel 100V power amplifiers with a power up to 360 W, especially designed for most common 100V PA systems, and perfect to be used in combination with the PRE and CPR series pre-amplifiers. They are designed as no-nonsense amplifiers with only the necessary controls and connections. This creates great simplicity in use and installation.

There are several power output taps available for use in 100V, 70V and even 4 Ohm Low impedance installations and they are fitted with an advanced multipurpose protection circuit. The protection circuit detects DC malfunction, short circuit, overheating, overload and limits the signal when necessary.

An other present feature is the 24 V DC connection for powering the amplifier with emergency power when the main power is shut down. At the back of the amplifier are trim potentiometers to set the input level, a high pass filter switch and a ground lift switch provided.

The input connection is made with balanced XLR connectors, and there's a signal output for linking with other amplifiers.

The steel 19" housing has a height of 2 HE.



### Technical Highlights

	RMS Power (100V / 4 Ω)	Freq Response	THD+N	Signal / Noise	Output Voltage / Impedance	Power supply	Dimensions (W x H x D)	Weight
CPA12	120 W	70Hz – 18kHz	< 1%	> 90 dB	100V / 70V / 4 Ω	100 – 240 V AC / 50–60 Hz	482x88x340 mm	11.65 Kg
CPA24	240 W	70Hz – 18kHz	< 1%	> 90 dB	100V / 70V / 4 Ω	100 – 240 V AC / 50–60 Hz	482x88x340 mm	13.87 Kg
CPA36	360 W	70Hz – 18kHz	< 1%	> 90 dB	100V / 70V / 4 Ω	100 – 240 V AC / 50–60 Hz	482x88x340 mm	15.16 Kg

# CAP412

## Four channel 100V power amplifier



The CAP412 is a professional four channel 100V power amplifier which is capable of providing 120 Watt to four separate output channels. This creates a great flexibility and new possibilities for installed Multi-Zone audio distribution systems.

It is designed as a no-nonsense amplifier with only the necessary controls and connections, which creates great simplicity in use and installation. Every output channel contains different power taps to be used in 100 Volt, 70 Volt and even 4 Ω low impedance applications, and the input signal connections are performed using balanced XLR connectors, allowing link through to other amplifiers.

Besides all the desired connection possibilities, the CAP412 also offers a gain control potentiometer and a high-pass filter switch (400Hz) on the back of the unit. A built-in multipurpose protection circuit protects against DC malfunction, short circuit, overheating, overload, and limits the signal when necessary.

This all is built into a double rack space (2 unit), steel 19" housing.

- 4 Channels
- 100V, 70V, 4 Ω outputs
- Signal Linkthrough
- Advanced protection circuit
- High-pass filter switch



### Technical Highlights

	RMS Power (100V / 4 Ω)	Freq Response	THD+N	Signal Noise	Output Voltage / Impedance	Power Supply	Dimensions	Weight
CAP412	4 x 120 Watt	50Hz–18kHz	≤0.01%	> 90dB	100V / 70V / 4 Ω	100–240V/50–60 Hz	482 x 88 x 433 mm	14.8 Kg

# Q TR

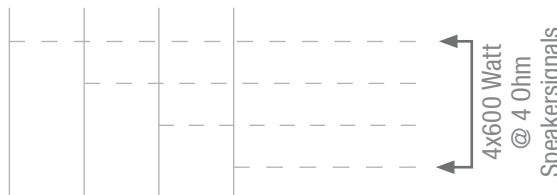
## Line transformer units



The Q TR series are line transformer units, especially designed to be used in combination with the Q series four channel power amplifiers.

These transform the 4 Ω loudspeaker output connections into signals to be used in 100V, 70V or 50V constant voltage applications.

They contain 4 separate channels with a maximum power up to 600 Watt each.



4x600 Watt @ 100 V  
70 V  
50 V  
Audiosignals



### Technical Highlights

	Max Power	Voltage / Impedance Tap 1	Voltage / Impedance Tap 2	Voltage / Impedance Tap 3	Dimensions (W x H x D)	Weight
Q2TR	4 x 300 W	100V / 33Ω	70V / 16 Ω	50V / 8 Ω	483x44x495 mm	20 Kg
Q4TR	4 x 600 W	100V / 16 Ω	70V / 8 Ω	50V / 4 Ω	483x88x495 mm	32 Kg





# 100 V Systems

100 Volt audio technique is still an unclear concept for many people, although it is an ideal and technically reliable solution for a wide variation of applications.

How it actually works can be compared by a classic home lighting system. There is a two-wire connection with a voltage of 230 Volts on which a lamp of 100 Watt is connected. When a second lamp of 100 Watt is connected on the same two-wire connection, this lamp will light-up as hard as the first one. There can be connected as much lamps on that two-wire connection, until the fuse blows up. When we look at a 100V audio distribution system, the maximum allowed capacity is determined by the maximum power the amplifier is capable of delivering.

By example, when we have an 100V amplifier with a maximum power of 120 Watt, the following can be connected: 10 speakers of 6 Watt plus 4 speakers of 10 Watt and one speaker of 20 Watt. The speaker configuration can be freely chosen, as long as the given power of the amplifier is not exceeded.

In practice it is advisable to choose an amplifier which is 10% over-dimensioned. When some speakers in this system are switched on and off, the other speakers in this 100V audio distribution system continue playing at the same volume as before. This makes it possible to control the volume for each individual speaker in this system with a volume control, without influencing the volume of the other speakers.

The power is determined by the speakers impedance. When we look at the impedance list, we notice that there is a large difference between the speaker impedances. The speakers that are used, are standard 4 or 8 Ohm speakers equipped with a transition transformer with several power tapings on the 100V side. therefore, the power of the speaker it is connected to can be selected between several rates, by example: 6 Watt, 3 Watt, 1.5 Watt. This can be very useful in some applications such as small room like toilets.

A known disadvantage of the old 100V audio distribution systems was the limited bandwidth, resulting in a less enjoyable sound. Mostly this was caused due to the poor quality of the transformers and amplifiers. In the modern 100V systems this belongs to the past, covering the full audio bandwidth and providing a sound quality that cannot be distinguished from a Hi-Fi audio system.

In the impedance list, there are next to 100V values also 70V and 50V values displayed. This is done because many 100V amplifiers have also output terminals for 70V and 50V. The power at a constant voltage of 70V is half the power of a constant voltage of 100V, and the power at a constant voltage of 50V is half the power of a constant voltage of 70V.

This can be useful in applications where the power of the amplifier is maximum in use, but the volume can be raised. In this application, the amplifier can be switched to 70V, which means that all the speakers are playing at half the volume, and the number of speakers can be doubled.

Impedance list

Impedance	100 Volt	70 Volt	50 Volt
20.000 Ohm	0.5 Watt	0.25 Watt	0.12 Watt
10.000 Ohm	1 Watt	0.5 Watt	0.25 Watt
5.000 Ohm	2 Watt	1 Watt	0.5 Watt
3.333 Ohm	3 Watt	1.5 Watt	0.75 Watt
2.500 Ohm	4 Watt	2 Watt	1 Watt
2.000 Ohm	5 Watt	2.5 Watt	1.25 Watt
1.666 Ohm	6 Watt	3 Watt	1.5 Watt
1.000 Ohm	10 Watt	5 Watt	2.5 Watt
666 Ohm	15 Watt	7.5 Watt	3.75 Watt
500 Ohm	20 Watt	10 Watt	5 Watt
400 Ohm	25 Watt	12.5 Watt	6.25 Watt
333 Ohm	30 Watt	15 Watt	7.5 Watt
250 Ohm	40 Watt	20 Watt	10 Watt
200 Ohm	50 Watt	25 Watt	12.5 Watt
166 Ohm	60 Watt	30 Watt	15 Watt
133 Ohm	75 Watt	37.5 Watt	18.75 Watt
100 Ohm	100 Watt	50 Watt	25 Watt
83 Ohm	120 Watt	60 Watt	30 Watt
66 Ohm	150 Watt	75 Watt	37.5 Watt
50 Ohm	200 Watt	100 Watt	50 Watt
42 Ohm	240 Watt	120 Watt	60 Watt

# Active audio transceivers

The active audio transceivers allow to expand your sound system with additional in- and output modules integrated in to walls. There are two different input modules available, with RCA connectors for a Line level, and with an XLR connector for microphone signals. The input modules feature a small internal amplifier, to route the signal to the output module without any interference or loss.

The signal will be transmitted over UTP CAT5 cabling, and at the receiver end the APG20 receiver gateway has to be installed. The APG20 converts the transmitted audio signals back into signals corresponding the Line and Microphone levels, and makes them available on RCA and XLR connectors, which can directly be connected to your mixer or amplifier. The power supply required for the internal amplifier (24V) of the input modules is provided by the APG20 over the UTP cabling.

The construction of the input modules is made of sturdy ABS, and therefore suitable for big projects in industrial buildings as well as for standard applications into home design interiors. The input modules are available in Black (/B) and White (/W), and are available in two different sizes, compatible with Audac, Niko and standard U40 installation materials or with bTicino installation materials.

## WLI16/20

### Wall Line Input unit



The WLI are flush mount Wall Line Input units, designed to work in combination with the APG20 receiver gateway.

They feature a 2 x RCA connector with an internal amplifier to route the line signal to the amplifier without any interference or loss of quality.



## WMI16/20

### Wall Microphone Input Unit



The WMI are flush mount Wall Microphone Input units, designed to work in combination with the APG20 receiver gateway.

They feature an XLR connector with an internal amplifier to route the microphone signal to the amplifier without any interference or loss of quality.



# APG20

## Receiver Gateway

The APG20 is a receiver gateway, designed to be used in combination with the Wall Line Input (WLI) and Wall Microphone Input (WMI) flush mount wall input units.

It converts the signal transmitted over UTP CAT5 cabling into signals corresponding Line and Microphone levels, and makes them available on RCA and XLR connectors.

The maximum distance that can be covered between the input unit and the receiver gateway is 300m. By applying a ARJ03P junction box halfway the cabling, which provides the required power supply for the input units, the maximum distance can be extended to 600 meters.



## Typical application



# LIM012

## Balanced Stereo Limiter

The LIM012 is a small sized and easy to use stereo sound limiter to protect your sound system, and comply with the restrictions imposed by law. Both channels work separately, whereby it can be used as a stereo or 2 x mono limiter.

The signal level can be set by a rotary switch to 6 different levels: 0 dBV, -6 dBV, -12 dBV, -18 dBV, -24 dBV and -30 dBV.

When the output level reaches the set value, the signal will be attenuated and a corresponding LED on the front lights up. When the output level becomes lower than the set value, the attenuation will be slowly reduced until the output signal has the same value as the input signal.

It works on a power supply voltage of 24 V DC. (PSD242 power supply is included)



### Technical Highlights

	Level Range	THD+N	Signal / Noise	Freq Response	Power supply	Dimensions (W x H x D)	Weight
LIM012	0 dBV to -30 dBV	< 0.15%	< -90 dB	20Hz – 20 kHz	24 V DC – PSD242	110x44x160 mm	470 g

Leon de Meyere, Ghent runs on AUDAC



# MVF16


## Voice–File interface (Contact to RS232)

The MVF16 is a Multi Voice File interface, designed to be used in combination with the InterM PV–632 Multi Voice File Player. This combination makes it possible to play voice messages, warning signals or other signals when a signal is applied to one of the MVF16's input contacts.

The standard configuration provides one fire alarm contact, 13 regular contacts to select the according message file and two open collector outputs which can be used to switch a relay.

While this interface is designed to be used with a specific device, it can also be used for innumerable other applications, requiring contact inputs to an RS232 output.

For powering this interface box, a 24 Volt DC power supply is required. (optional PSD242)





# PX Series

## Indoor Speakers

The PX series are full range cabinets for a wide variation of fixed indoor installation applications. There are 4 different models to guarantee the most appropriate and cost effective combination for every situation. They deliver a clear and natural sound which will be highly appreciated in all situations. The enclosure is made of medium density wood with a durable scratch proof EPDM coating.

The MK2 versions of the PX speaker range have an improved tweeter and are fitted with a completely re-designed filter and protection network. This provides a warmer and more detailed sound and a bulletproof protection against tweeter overload.

### PX108 MK2

The PX108 MK2 is the 8" version of the PX family with a power of 150 Watt RMS.

It is equipped with an 1" HF driver and an 8" medium frequency range loudspeaker. A passive crossover network and tweeter overload protection circuit are integrated. For handling and mounting are ergo grips, rigging points and a speaker pole adapter provided.



#### Technical Highlights

	Max Power	RMS Power	Impedance	Max SPL	Sensitivity 1W / 1m	Frequency Response ±3 dB	Frequency Range -10 dB	Dimensions (W x H x D)	Weight
PX108 MK2	300 Watt	150 Watt	8 Ω	117 dB	95 dB	95Hz – 18kHz	70Hz – 20kHz	290x505x300 mm	8 Kg



### PX110 MK2

The PX110 MK2 is the 10" version of the PX family with a power of 180 Watt RMS.

It is equipped with an 1" HF driver and an 10" medium frequency range loudspeaker. A passive crossover network and tweeter overload protection circuit are integrated. For handling and mounting are ergo grips, rigging points and a speaker pole adapter provided.

#### Technical Highlights

	Max Power	RMS Power	Impedance	Max SPL	Sensitivity 1W / 1m	Frequency Response ±3 dB	Frequency Range -10 dB	Dimensions (W x H x D)	Weight
PX110 MK2	350 Watt	175 Watt	8 Ω	120 dB	98 dB	80Hz – 18kHz	65Hz – 20kHz	315x545x320 mm	17 Kg

# PX112 MK2

The PX112 MK2 is the 12" version of the PX family with a power of 300 Watt RMS. It is equipped with a 1.3" HF driver and a 12" medium frequency range loudspeaker.

A passive crossover network and tweeter overload protection circuit are integrated. For handling and mounting are ergo grips, rigging points and a speaker pole adapter provided.



## Technical Highlights

	Max Power	RMS Power	Impedance	Max SPL	Sensitivity 1W / 1m	Frequency Response ±3 dB	Frequency Range -10 dB	Dimensions (W x H x D)	Weight
PX112 MK2	600 Watt	300 Watt	8 Ω	125 dB	100 dB	70Hz – 19kHz	55Hz – 20kHz	385x645x420 mm	31 Kg



# PX115 MK2

The PX115 MK2 is the 15" version of the PX family with a power of 300 Watt RMS. It is equipped with a 1.3" HF driver and a 15" medium frequency range loudspeaker.

A passive crossover network and tweeter overload protection circuit are integrated. For handling and mounting are ergo grips, rigging points and a speaker pole adapter provided.

## Technical Highlights

	Max Power	RMS Power	Impedance	Max SPL	Sensitivity 1W / 1m	Frequency Response ±3 dB	Frequency Range -10 dB	Dimensions (W x H x D)	Weight
PX115 MK2	600 Watt	300 Watt	8 Ω	125 dB	100 dB	60Hz – 19kHz	45Hz – 20kHz	435x765x495 mm	34 Kg






# RX Series

## Road Speakers

The RX series are full range speaker cabinets with a solid plywood enclosure and a durable scratch free EPDM coating, this makes them excellent for in- and outdoor road applications. By their multi-angled shape they can be used arrayed, on a speaker stand, standing upright and as floor monitor.

The sound produced by these speakers is clear and natural, and will be appreciated in all situations.

The newly introduced MK2 versions of the RX speaker range have an improved tweeter and are fitted with a completely re-designed filter and protection network. This provides a warmer and more detailed sound and a bulletproof protection against tweeter overload.



## RX112 MK2

The RX112 MK 2 is the 12" version of the RX family with a power of 300 Watt RMS.

Along the 12" high power low frequency loudspeaker, it also contains a 1.3" HF compression driver, a passive crossover network and a tweeter overload protection circuit.

There's an ergo grip on top of the speaker for easy handling, and the mounting can be done with the built-in 35mm speaker pole adapter and 12 rigging points.




### Technical Highlights

	Max Power	RMS Power	Impedance	Max SPL	Sensitivity 1W / 1m	Frequency Response ±3 dB	Frequency Range -10 dB	Dimensions (W x H x D)	Weight
RX112 MK2	600 Watt	300 Watt	8 Ω	124 dB	99 dB	75Hz – 18kHz	60Hz – 20kHz	395x620x345 mm	23 Kg

# RX115 MK2

The RX115 MK2 is the 15" version of the RX family with a power of 300 Watt RMS. Along the 15" high power low frequency loudspeaker, it also contains a 1.3" HF compression driver, a passive crossover network and a tweeter overload protection circuit.

There's an ergo grip on top of the speaker for easy handling, and the mounting can be done with the built-in 35mm speaker pole adapter and 12 rigging points.



### Technical Highlights

	Max Power	RMS Power	Impedance	Max SPL	Sensitivity 1W / 1m	Frequency Response ±3 dB	Frequency Range -10 dB	Dimensions (W x H x D)	Weight
RX115 MK2	600 Watt	300 Watt	8 Ω	126 dB	101 dB	62Hz – 18kHz	50Hz – 20kHz	450x720x390 mm	29 Kg



# CPB Series

## Speaker Cover Bags

The CPB series speakerbags are heavy duty splash waterproof speakerbags especially designed for the protection and handling of the AUDAC PX and RX series speakers in all possible situations.

By the design ensures that it's possible to: reach the connections, place the speaker on a stand and carry the speaker using the speaker handles, even when the coverbag is attached.

When not used, all these openings can be covered with with a stitched flap from the same material.

The front of the bag can be opened with a zipper to use the speaker without removing the bag, and during transportation and storage, the front can be closed to avoid any damage to the speaker.

The bags are made of extra strong, water repelling polyester with heavy duty stitching and are finished with small rubber feet. The inside has a special soft coated protection to avoid structural damages.



Every speaker of the RX and PX series has a specific designed coverbag:

- CPB108P: Cover bag for PX108
- CPB110P: Cover bag for PX110
- CPB112P: Cover bag for PX112
- CPB115P: Cover bag for PX115
- CPB112R: Cover bag for RX112
- CPB115R: Cover bag for RX115



# MBK Series

## Speaker Mounting Brackets

The MBK1XX series mounting brackets are especially designed for the mounting of the PX series speakers, allowing to mount the speakers in a simple and secure way on any wall or ceiling.

They are constructed of solid steel, and come with all the necessary parts for safe mounting, such as a screw flange adapter to replace the speaker's pole flange adapter in the bottom of the speaker, 2 x M10 bolts and a safety cable with M10 eye bolt mounting.



Every speaker of the PX range has a special designed bracket:

- MBK108: Mounting bracket for PX108
- MBK110: Mounting bracket for PX110
- MBK112: Mounting bracket for PX112
- MBK115: Mounting bracket for PX115

# SX Series

## Bass Cabinets

The SX series are tandem ported subwoofers designed for reproducing a powerful true-to-nature bass without any loss of clarity and sound quality. They are carefully designed and tuned to produce a high power low frequency sound with exceptional low distortion levels and a flat frequency response at low frequencies.

They provide an accurate bass which sounds real and will not draw attention to itself when integrated into a system. The cabinets are constructed of 18mm multi-ply hardwood, coated with scratch free and durable black textured EPDM coating, and equipped with handles.

### SX408A



The SX408A is an active powerful tandem ported 150W subwoofer with a special constructed 8" driver that is capable of producing an incredibly powerful and clear bass sound. It's frequency response is as low as 37 Hz at -10 dB, and the frequency characteristic is very flat from 37 Hz to 120 Hz. This way, the sound coming from this piece of equipment is absolutely magnificent.

It contains an integrated class H amplifier, which ensures a high level of efficiency with very low distortion. This amplifier delivers an output power of 100 Watt to the subwoofer. It also contains an active crossover network with a frequency of 120 Hz, and two channels for powering satellite loudspeakers.

The two amplified satellite outputs deliver a maximum power of 2 x 100 Watt at 8 Ω or 2 x 160 Watt at 4 Ω.

For protection reasons, a built-in limiter limits the input signal when necessary. This limiter consists of three separate stages, one for every channel. This ensures the best sound quality with the least distortion for optimal performance. Power, Signal and Clip LED's monitor the proper working of the integrated amplifier.

Besides the high efficiency of the class H amplifier, the SX408A also contains an automatic power on/off circuit to ensure the highest energy-efficiency. The volume of the Sub and satellite channels is individually controllable at the back of the subwoofer with two potentiometers, and the general volume can be controlled by an external volume control or wall panel, by connecting it to the built-in RJ45 connector.

This all makes the SX408A a simple but complete solution for a wide variation of fixed audio installations. The balanced input and loudspeaker output connections are made with euroblock terminal connectors, providing the possibility to connect two loudspeakers on every output.



#### Technical Highlights

	RMS Power Sub Channel	RMS Power Satellite @ 8 Ω	RMS Power Satellite @ 4 Ω	Max SPL	Frequency Response ±3 dB	Frequency Range -10 dB	Dimensions (W x H x D)	Weight
SX408A	100 Watt	2 x 100 Watt	2 x 160 Watt	121 dB	45Hz – 250Hz	37Hz – 250Hz	395x620x345 mm	25 Kg



Rear panel overview

The Power, Signal & Clip indicator LED's monitor the proper working of the integrated amplifier.

The optional VC4008 wall volume controller has to be connected to the remote RJ45 connection. This makes it possible to control the general volume level.

The volume of the satellite channels can be controlled using the 'Volume Satellite' control knob.

The volume of the subwoofer channel can be controlled using the 'Volume Subwoofer' control knob.

The balanced input connections are made by means of 3-pin euro terminal blocks.

The amplified satellite output connections are made by means of 4-pin euro terminal blocks. This allows you to connect two satellite speakers on every output channel.

Due to the high efficiency of the integrated class H amplifier, the SX408A is completely passively cooled by means of the large ribbed aluminium heatsink on the back.

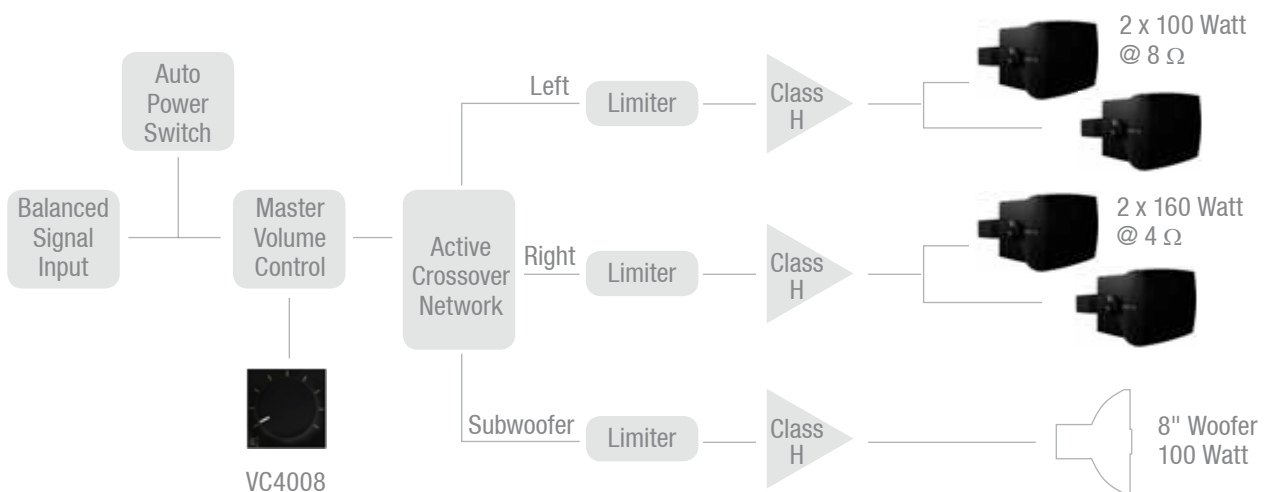
## VC4008 SX408 volume controller

The VC4008 is a flush mount wall volume controller, designed to be used in combination with the SX408A Bass cabinet. It is compatible with AUDAC and Niko installation materials. The volume is fluently adjustable by means of a potentiometer, and the connection between the controller and the SX408A is achieved by using UTP CAT5 cabling with RJ45 connectors.

Available in Black (B) and White (W).



## Internal schematic



# SX408

The SX408 is a 150 Watt subwoofer with a special constructed 8" driver that is capable of producing an incredibly powerful and clear bass sound. Its frequency response is as low as 37 Hz at -10 dB, and the frequency characteristic is very flat from 37 Hz to 250 Hz. The very narrow design makes it suitable for unobtrusive installation on the ground, and makes it very easy to hide away.



## Technical Highlights

	Max Power	RMS Power	Impedance	Max SPL	Sensitivity 1W / 1m	Frequency Response ±3 dB	Frequency Range -10 dB	Dimensions (W x H x D)	Weight
SX408	300 Watt	150 Watt	8 Ω	118 dB	95 dB	45Hz – 250Hz	37Hz – 250Hz	395x620x345 mm	19 Kg



# MBK408

The MBK408 is the optional wall bracket, especially designed to be used in combination with the SX408 or SX408A subwoofer systems. This bracket provides the possibility to install the bass cabinets on almost any wall at any height in a simple and secure way.

It is constructed of strong materials and comes with all necessary parts for mounting. The baseplate of the bracket has to be mounted on the wall, and the hingeplate has to be mounted on the speaker cabinet.

# SX12

The SX12 is compact light-weight subwoofer cabinet with a power of 200 Watt RMS. It consists of one dual coil 12" woofers with a power of 100 Watt RMS, and two separate passive crossover networks with a frequency of 150 Hz. The input connection is made with a 4 pole speakon connector, containing both left and right audio channels.

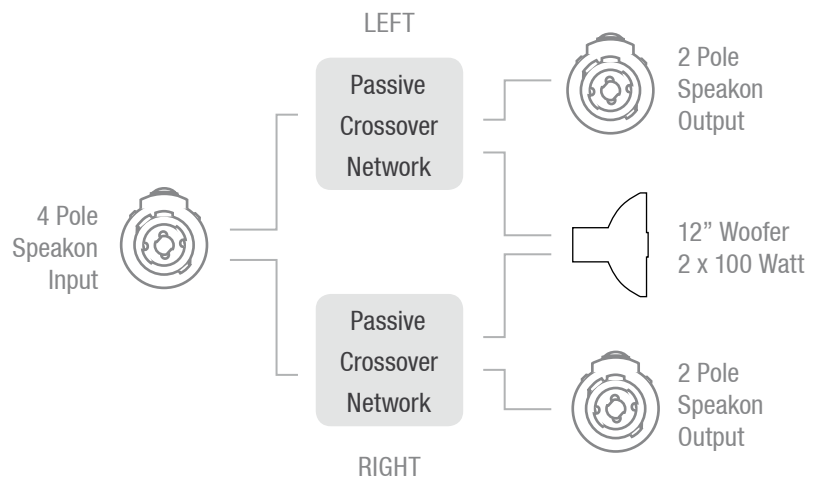
Every channel is fitted with a passive crossover network whereof the LF output is connected to one of the 12" LF drivers. The connection for the Mid-High frequency drivers is made at the back of the cabinet with two 2-pole speakon connectors.

This makes it possible of driving a small PA set, consisting of one subwoofer and 2 Mid-High drivers with only one amplifier. Hereby the SX12 is the ideal solution for upgrading your PX108 or PX110 set to a fully fledged small PA system at a reasonable price. The built-in head base makes it possible to combine with any top cabinet of your choice.



## Technical Highlights

	Max Power	RMS Power	Impedance	Max SPL	Sensitivity 1W / 1m	Frequency Response ±3 dB	Frequency Range -10 dB	Dimensions (W x H x D)	Weight
SX12	2 x 200 Watt	2 x 100 Watt	2 x 8 Ω	118 dB	95 dB	45Hz – 250Hz	42Hz – 250Hz	420x600x540 mm	32 Kg





## SX412

The SX412 is a powerful single 12" subwoofer with a power of 300 Watt RMS. The sensitivity is rated at 96 dB, and it is capable of a maximum sound pressure level of 121 dB. The frequency response is flat between 45 – 250 Hz, and there's a slight boost at 50 Hz. The connections are made with Neutrik Speakon connectors, and there's the possibility to link more SX412's to each other.

### Technical Highlights

	Max Power	RMS Power	Impedance	Max SPL	Sensitivity 1W / 1m	Frequency Response ±3 dB	Frequency Range -10 dB	Dimensions (W x H x D)	Weight
SX412	600 Watt	300 Watt	8 Ω	121 dB	96 dB	45Hz – 250Hz	40Hz – 250Hz	380x700x600 mm	32 Kg

## SX415

The SX415 is a powerful single 15" subwoofer with a power of 500 Watt RMS. The sensitivity is rated at 99 dB, and it is capable of a maximum sound pressure level of 126 dB. The frequency response is flat between 45 – 250 Hz, and there's a slight boost at 100 Hz. The connections are made with Neutrik Speakon connectors, and there's the possibility to link more SX415's to each other.



### Technical Highlights

	Max Power	RMS Power	Impedance	Max SPL	Sensitivity 1W / 1m	Frequency Response ±3 dB	Frequency Range -10 dB	Dimensions (W x H x D)	Weight
SX415	1000 Watt	500 Watt	8 Ω	126 dB	99 dB	45Hz – 250Hz	35Hz – 250Hz	430x800x650 mm	43 Kg



# SX418



The SX418 is a powerful single 18" subwoofer with a power of 700 Watt RMS. The sensitivity is rated at 100 dB, and it is capable of a stunning maximum sound pressure level of 129 dB, still with an extremely flat frequency response between 35 – 250 Hz. The connections are made with Neutrik Speakon connectors, and there's the possibility to link more SX418's to each other.

The impressive combination of punch, very low frequency reproduction and accuracy is achieved by the 18" high-excursion driver with his very powerful four-piece magnet.

Because of the high pressures which occur inside the subwoofer cabinet, a complete reinforcement frame is mounted inside the cabinet.



## Technical Highlights

	Max Power	RMS Power	Impedance	Max SPL	Sensitivity 1W / 1m	Frequency Response ±3 dB	Frequency Range -10 dB	Dimensions (W x H x D)	Weight
SX418	1400 Watt	700 Watt	8 Ω	129 dB	100 dB	35Hz – 250Hz	25Hz – 250Hz	540x750x730 mm	54 Kg

## Egliseum, Ypres runs on AUDAC





In cooperation with AUDAC, world's first 'sound slope' is realized in the Austrian ski domain 'Planai & Hochwurzen'.

The requirement was to realize a 600 m long ski slope with clear and intelligible sound over the whole area. An additional difficulty of this project were the extreme conditions in which this should be realized. In the winter, the speakers are exposed to Antarctic temperatures, permanent snowfall and strong wind gusts.

The realization of this project is done with 30 pieces of the HS212T horn loudspeakers, which are mounted every 40 meters, by two on 8 meter high masts.

The amplification of this entire project is done by AUDAC Q4 amplifiers, combined with the Q4TR line transformer units.

# HS Series

## Horn Speakers

The HS series are horn speakers especially designed for situations where sound has to be projected over long distances without losing audibility and clarity. Thanks to the smooth frequency response and high efficiency of the speakers, they can be used for high fidelity music reproduction along with superb projection of clear intelligible speech. The construction of the speakers is done with durable weather resistant materials, to ensure long time service in all weather conditions.

### HS152



The HS152 is full range horn loaded speaker designed for stacking and flying applications.

It consists of a 1.8" HF driver and a 15" LF driver. The output power is rated at 500 W RMS, but it can produce a maximum power of 1000W.

A built-in crossover network with selectable settings is applied to use the HS152 as a full range speaker, or in combination with the low range speaker, making it a 2-way system.



#### Technical Highlights

	Max Power	RMS Power	Impedance	Max SPL	Sensitivity 1W / 1m	Frequency Response ±3 dB	Frequency Range -10 dB	Dimensions (W x H x D)	Weight
HS152	1000 Watt	500 Watt	8 Ω	137 dB	110 dB	70Hz – 17kHz	60Hz – 19kHz	590x580x660 mm	54 Kg

### HS181

The HS181 is low frequency horn loaded speaker designed for stacking and flying applications. Consisting of an 18" LF driver.

The output power is rated at 500 W RMS, but it can produce a maximum power of 1000W. The HS181 is designed to be used in combination with the HS152 speaker, making a 2-way system.



#### Technical Highlights

	Max Power	RMS Power	Impedance	Max SPL	Sensitivity 1W / 1m	Frequency Response ±3 dB	Frequency Range -10 dB	Dimensions (W x H x D)	Weight
HS181	1000 Watt	500 Watt	8 Ω	125 dB	98 dB	45Hz – 250Hz	35Hz – 300Hz	590x610x580 mm	43 Kg

# HS208/HS208T

The HS208/HS208T are two-way full-range loudspeaker systems with a power of 150 Watt, engineered to provide a long throw full range sound projection in a wide variation of in- and outdoor applications.

They feature a 1.3" HF driver and an 8" LF loudspeaker combination for the best sound reproduction, with a very special coverage pattern of 40° horizontally and vertically.

The HS208 is available in two different versions, a standard 8 Ohm low impedance version and a 100V high impedance version with different power tapings for 120W, 60W or 30W to be used in 100V PA systems.

The speaker is encased with very strong and durable polyester with textured EDPM black coating and a perforated stainless steel grill front finish. Behind the stainless steel grill is an acoustic foam assembled, which prevents rain from coming into the cabinet.

At the 8 Ohm low impedance version (HS208) are two speaker connectors provided which allow linkthrough, and at the 100V high impedance version (HS208T) is a waterproof connection box provided.

The low impedance version has an Ingress Protection rating of IP54, while the 100 Volt version has one of IP65, which makes it suitable for any environment where humidity or moisture is present.



## Technical Highlights

	Max Power	RMS Power	Max SPL	Sensitivity 1W / 1m	Power Taps – Impedance	Frequency Response ±3 dB	Frequency Range -10 dB	Dimensions (W x H x D)	Weight
HS208	300 W	150 W	122 dB	99 dB	8 Ω	100Hz – 18kHz	70Hz – 20kHz	360x455x360 mm	12.5 Kg
HS208T	300 W	150 W	122 dB	99 dB	120 / 60 / 30 Watt – 8 Ω	100Hz – 18kHz	70Hz – 20kHz	360x455x360 mm	17.6 Kg

# HS212/HS212T

The HS212/HS212T are two-way full-range loudspeaker systems with a power of 350 Watt, engineered to provide a long throw full range sound projection in a wide variation of in- and outdoor applications.

They feature a 1.8" HF driver and an 12" LF loudspeaker combination for the best sound reproduction, with a very special coverage pattern of 40° horizontally and vertically.

The HS212 is available in two different versions, a standard 8 Ohm low impedance version and a 100V high impedance version with different power tapings for 240W, 120W or 60W to be used in 100V PA systems.

The construction of the speaker is made of very strong and durable polyester with textured EDPM black coating and a perforated stainless steel grill front finish. Behind the stainless steel grill is an acoustic foam assembled, which prevents rain from coming into the cabinet.

At the 8 Ohm low impedance version (HS212) are two speakon connectors provided which allow linkthrough, and at the 100V high impedance version (HS212T) is a waterproof connection box provided.

The low impedance version has an Ingress Protection rating of IP54, while the 100 Volt version has one of IP65, which makes it suitable for any environment where humidity or moisture is present.



## Technical Highlights

	Max Power	RMS Power	Max SPL	Sensitivity 1W / 1m	Power Taps – Impedance	Frequency Response ±3 dB	Frequency Range -10 dB	Dimensions (W x H x D)	Weight
HS212	700 W	350 W	129 dB	103 dB	8 Ω	80Hz – 18kHz	65Hz – 20kHz	505x505x735 mm	29 Kg
HS212T	700 W	350 W	129 dB	103 dB	240 / 120 / 60 Watt – 8 Ω	80Hz – 18kHz	65Hz – 20kHz	505x505x735 mm	39 Kg

# MBK208/212

To ensure a simple, fast and secure mounting for the HS208 and HS212 horn speakers, special mounting brackets are separately available. The brackets are constructed of 4mm steel with an U-shaped base for better stability, and are available in two different versions: standard steel for indoor applications and stainless steel for outdoor applications. All necessary parts, such as bolts, nuts, washers and a safety cable, are included.

- MBK208: Mounting bracket for HS208/HS208T
- MBK208SS: Stainless steel mounting bracket for HS208/HS208T
- MBK212: Mounting bracket for HS212/HS212T
- MBK212SS: Stainless steel mounting bracket for HS212/HS212T



# HS120

The HS120 is a full range sound projector based on a 4" driver, especially designed to provide quality sound with a long throw range in a wide variation of in- and outdoor applications.

Its wide, smooth frequency response and high efficiency ensure high-fidelity music reproduction along with superb projection of clear and intelligible speech at very low distortion.

It delivers a power of 20W RMS in standard 8 Ω systems with a maximum power of 40 W, but it can also be used in 100V PA systems. The 100V line transformer has power tapplings for 20W, 10W and 5W which can be selected by the special designed waterproof 5 pin connector. This connector allows to select the desired power tapping depending on the angle of rotation of the connector.

The housing is made of the strongest ABS material, and is available in two colours: grey and green. These colours ensure a perfect blend with the most common situations the speaker is used in and the IP rating of IP65 makes them suitable for outdoor use.

For safety reasons, the speaker is equipped with an internal steel safety cable, which prevents the speaker from falling, even in situations where the housing of the speaker has been damaged or broken.



**8 OHM** **100 VOLT**



### Technical Highlights

	Max Power	RMS Power	Max SPL	Sensitivity 1W / 1m	Power Taps – Impedance	Frequency Response ±3 dB	Frequency Range -10 dB	Dimensions (W x H x D)	Weight
HS120	40 W	20 W	114 dB	98 dB	20 / 10 / 5 Watt – 8 Ω	180Hz – 13kHz	150Hz – 15kHz	220x160x230 mm	1.9 Kg

# CHA Series

## Compression Horn Loudspeakers

The CHA series are compression horn loudspeakers especially designed for paging and background music applications, offering durability and optimal speech and music reproduction. They are fitted with a line transformer with adjustable power tapplings, to be used in 70V/100V public address applications.

The speakers are made from tough ABS, finished in a light grey color and with sturdy adjustable mounting bracket. The Ingress Protection rating of IP56 makes them suitable for outdoor use.

### CHA215

The CHA215 is a powerful compression horn loudspeaker with an RMS power of 15 Watt. It is fitted with a line transformer with adjustable power tapplings, and can be used in 70V or 100V PA installations at 15W, 7.5W, 3.75W or 1.9W.

**100  
VOLT**



### CHA230

The CHA230 is a long throw compression horn loudspeaker with an RMS power of 30 Watt. It is fitted with a line transformer with adjustable power tapplings, and can be used in 70V or 100V PA installations at 30W, 20W, 10W or 5W.

**100  
VOLT**

#### Technical Highlights

	Max Power	RMS Power	Sensitivity 1W / 1m	Power Taps	Frequency Response ±3 dB	Dimensions (Ø x D)	Weight
CHA215	25 W	15 W	107	15 / 7.5 / 3.75 / 1.9 Watt	400Hz – 9kHz	271.5x208.5 mm	1.95 Kg
CHA230	45 W	30 W	109	30 / 20 / 10 / 5 Watt	400Hz – 7.5kHz	302x238 mm	2.13 Kg

# SP Series

## Sound Projectors

The SP series are high efficiency sound projectors designed to provide good speech intelligibility and background music in a wide variation of applications. They are all weather-proof treated to be used indoor as well as outdoor and are perfect suited to be used in large 100V broadcast systems such as train stations or airports. They all meet the IP56 Ingress Protection standard.

### SP20

The SP20 is a 20 Watt sound projector with a metal mounting bracket for easy mounting on any wall or ceiling.

100  
VOLT



### SP20HA

The SP20HA is a 20 Watt sound projector especially designed for hanging purposes. The mounting of the speaker can be done with the standard attached 1.5m connection cable.

The SP20 are humidity proof 20 watt sound projectors, ensuring a good and powerful sound reproduction. Due to this, it is suitable for speech and music.

They are fitted with a 4" broadband loudspeaker and the power is adjustable by the integrated 100V line transformer. The power can be adjusted by 4 different power taps for 20W, 10W, 5W and 2.5W.

The enclosure is made of white weatherproof ABS with a white weatherproof coated aluminium front grill.

It is available in two different versions, with a stainless steel mounting bracket for easy wall or ceiling mount, or with a standard attached connection cable with steel core for hanging purposes.

100  
VOLT

#### Technical Highlights

	Max Power	RMS Power	Max SPL	Sensitivity 1W / 1m	Power Taps	Frequency Response ±3 dB	Dimensions (Ø x D)	Weight
SP20	40 W	20 W	105 dB	92 dB	20 / 10 / 5 / 2.5 Watt	110Hz – 18kHz	138x204 mm	1.9 Kg
SP20HA	40 W	20 W	105 dB	92 dB	20 / 10 / 5 / 2.5 Watt	110Hz – 18kHz	138x204 mm	1.9 Kg



# SP22

The SP22 is a professional humidity and weatherproof unidirectional sound projector with a high efficiency level. It features a 5" full range driver and a built-in 100V line transformer with power tapplings for 20W, 10W or 5W, which can be selected by connecting the corresponding pair of the 4 core connection cable.

The enclosure, grill and bracket are made of weatherproof coated aluminium.

100 VOLT



# SP202

The SP202 is a professional humidity and weatherproof bidirectional sound projector with a high efficiency level. It features 2 x 5" full range drivers and a built-in 100V line transformer with power tapplings for 2 x 10W, 2 x 5W or 2 x 2.5W, which can be selected by connecting the corresponding pair of the 4 core connection cable.

The enclosure, grill and bracket are made of weatherproof coated aluminium.

100 VOLT



### Technical Highlights

	Max Power	RMS Power	Sensitivity 1W / 1m	Power Taps	Frequency Response ±3 dB	Dimensions (Ø x D)	Weight
SP22	40 W	20 W	92	20 / 10 / 5 / 2.5 Watt	110Hz – 18kHz	138x205 mm	2.2 Kg
SP202	2 x 20 W	2 x 10 W	91	20 / 10 / 5 / 2.5 Watt	110Hz – 18kHz	138x205 mm	2.7 Kg

# ASP20

The ASP20 is a 20 Watt spherical loudspeaker, fitted with a 8" driver and a 100V line transformer with different power tapings for 20W, 10W, 5W and 2.5W.

Its wide smooth frequency response and high efficiency ensure high fidelity music and speech reproduction with a 360° horizontal coverage. This makes it perfect for big, open areas like factory halls or athletic fields.

The ABS housing is moisture and UV resistant



## Technical Highlights

	Max Power	RMS Power	Max SPL	Sensitivity 1W / 1m	Power Taps	Frequency Response ±3 dB	Dimensions (Ø)	Weight
ASP20	30 W	20 W	104 dB	92 dB	20 / 10 / 5 / 2.5 Watt	80Hz – 18kHz	Ø 254 mm	2.95 Kg

Heimolen, Sint Niklaas runs on AUDAC



# Column Speakers

## The Problem

A common problem that the AUDAC audio system designers often had to cope with, were sound systems which allow the amplification of intelligible speech and music in large reverberant spaces.

Besides intelligible speech and true-to-nature music reproduction are there often several other requirements for such a system:

- Slim and unobtrusive design
- Being safe and reliable
- Cover long distances
- Easy to install, configure and maintain
- Free from distortion
- High sound directivity

AUDAC is already developing column speakers for specific purposes for over a decade, and with their experience and knowledge they developed a range of column speakers that are suitable to form a solution for every situation.

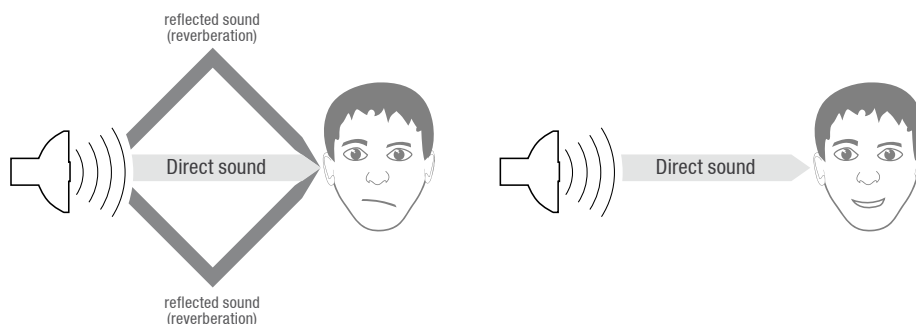
While many other major manufacturers are involved by the development of DSP-driven applications for such situations, AUDAC succeeded to develop solutions with passive column speakers that give excellent results and have proven their dignity in many applications.

## The solution

When a sound system has to be designed for a highly reverberant space (such as: airport terminals, railway stations, cathedrals, auditoria, ...) we must take the direct to reverberant sound ratio into account.

We should try to maximize the sound that is projected directly from the loudspeaker to the listeners ear, while the sound that reaches the listeners ear through reflections on walls, ceilings and other acoustically reflective surfaces has to be reduced as much as possible.

The solution for this problem is focusing the sound directly to the listener's ears and away from acoustically reflective surfaces.



The focusing of the sound can be done with column speakers. These give the listener the effect of listening to only one single line source, with the same dimensions as the total unit, and the performance of the individual components summed with each other.

# KYDO

## Design Column Speaker

The KYDO is a design column speaker with an extraordinary sound and surprising high power, for use in all applications where audibility of music and speech is most important.


It features a speaker section with 6 x 2" drivers, capable of producing a power up to 60 Watt and is equipped with a 100V line transformer with 4 different power taps which are selectable with a recessed adjuster screw behind the front cover.

The power taps that can be selected are 20W, 10W, 5W and 2.5W, and there's also an internal switch provided for 12 Ohm impedance.

The housing is made of aluminum, making it a stylish, light-weight column speaker, and the especially designed wall bracket makes it possible to focus the speaker in any direction, to obtain the best possible audibility.

Available in black (/B) and white (/W).

100 VOLT 12 OHM



### Technical Highlights

Max Power	RMS Power	Max SPL	Sensitivity	Power Taps / Impedance	Frequency Response	Frequency Range	Dimensions	Weight
			1W / 1m		±3 dB	-10 dB	(W x H x D)	
120 W	60 W	104 dB	86 dB	20 / 10 / 5 / 2.5 Watt – 12 Ω	100Hz – 17kHz	80Hz – 19kHz	70x505x105 mm	2.5 Kg

### Library Genk, Belgium runs on AUDAC



# AXIR

## Design Column Speaker

The AXIR is a design column speaker with an extraordinary sound and surprising high power, for use in all applications where audibility of music and speech is most important.

It features two individual speaker sections with each 6 x 2" drivers, capable of producing a power up to 120 Watt. It is equipped with a 100V line transformer with 4 different power taps for each speaker section, selectable with a recessed adjuster screw behind the front cover.

The power taps that can be selected are 20W, 10W, 5W and 2.5W, and there's also an internal switch provided for 6 Ohm impedance.

This allows to set the speakers power between 40W and 5W in 100V applications, and to change the speakers polar pattern. By adjusting the upper and lower power taps individual, the sound transfer length can be adapted to each specific situation.

The housing is made of aluminum, making it a stylish, light-weight column speaker, and the especially designed wall bracket makes it possible to focus the speaker in any direction, to obtain the best possible audibility.

Available in black (/B) and white (/W).



### Technical Highlights

Max Power	RMS Power	Max SPL	Sensitivity 1W / 1m	Power Taps / Impedance	Frequency Response ±3 dB	Frequency Range -10 dB	Dimensions (W x H x D)	Weight
240 W	120 W	113 dB	92 dB	2 x 20 / 10 / 5 / 2.5 Watt – 6 Ω	100Hz – 17kHz	80Hz – 19kHz	70x1005x105 mm	4.2 Kg





# GIAX

## Design Column Speaker

The GIAX is a design column speaker with an extraordinary sound and surprising high power, for use in all applications where audibility of music and speech is most important.

It features a line array with 24 special designed 2" drivers, which are located on precisely calculated locations to accomplish a wide sound dispersion.

It gives the impression of listening to just a single sound source, but with a more distributed sound coverage. The total speaker array is capable of producing a power of 240 Watt RMS, with a maximum power of 480 Watt.

The speaker section has a total impedance of 4 Ohm. The housing is made of aluminium, making it a stylish, light-weight column speaker.

A special designed mounting bracket is included, making it possible to focus the speaker into any direction. The two included incline brackets allow an incline angle between 0° and 15°, to obtain the best possible audibility.

Available in black (/B) and white (/W).

**4**  
**OHM**




### Technical Highlights

Max Power	RMS Power	Max SPL	Sensitivity 1W / 1m	Impedance	Frequency Response ±3 dB	Frequency Range -10 dB	Dimensions (W x H x D)	Weight
480 W	240 W	122 dB	98 dB	4 Ω	100Hz – 17kHz	80Hz – 19kHz	70x2005x105 mm	6.5 Kg

# How Column Speakers work

A column speaker is a speaker with several drivers one stacked above another, and feeds all speakers with the same source signal, so they produce the same sound at the same time. The advantage of this technology achieved to other speakers is a remarkably tightly defined vertical dispersion. The technique which is used to obtain this result is called 'Phased Array'.

It's a known fact that the directivity of a loudspeaker varies with the frequency: at low frequencies the loudspeakers radiate in an omnidirectional manner, and when the frequency increases the radiation becomes more and more directional, eventually producing a narrow beam of sound directly on axis.



Directivity of a single loudspeaker (CS2.1)

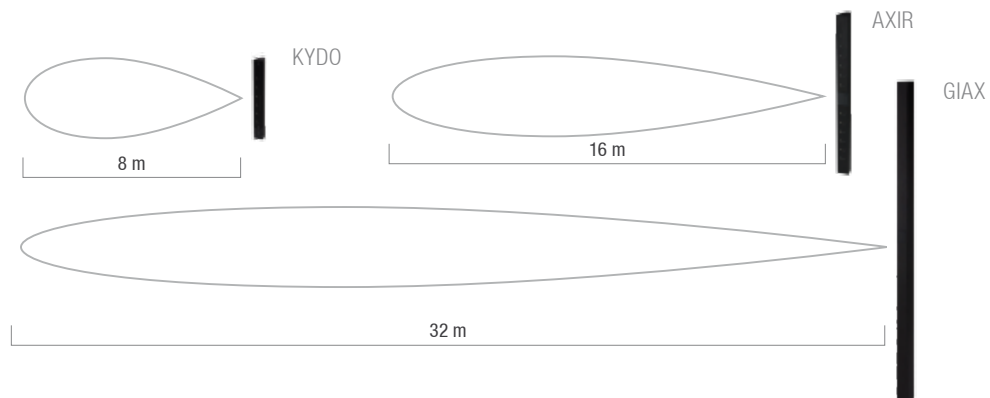
Directivity of a column loudspeaker (AXIR)

When a second identical signal source is placed alongside the first, producing an identical signal with identical timing (phase), the two identical waveforms will interact with each other where their paths meet. They will 'interfere' with each other. On the central axis between the two sources, the distance from each source is identical, so the waveforms from each speaker will arrive at exactly the same time, and in exactly the same phase. There will be a constructive interference between the loudspeakers, doubling the amplitude along that axis compared to what it would have been for a single source.

At the off-axis points, the relative distances between the two drivers is changed, and their waveforms will meet at slightly different times with slight phase shifts. This results in a partial (or even complete) cancellation of the sound. This is called destructive interference. When more identical signal sources are added at exactly the same distance, the interference patterns will be stronger clustered, with a more focused beam and a larger amplitude on the central axis.

This effect is reflected in the image below where the carriage length of column speakers is shown. When the length (and the number of drivers) of a column speaker doubles, the sound beam will be more focused and the carriage length will be doubled.

It is recommended to keep the listening area within the speakers carriage range, to maintain the best speech intelligibility and sound quality.



# CLS420

## Column Speaker

The CLS420 is a standard slim but powerful column speaker, suited for music and speech.

It features a speaker unit consisting of 4 x 3" drivers, capable of producing a power up to 20 Watt RMS, and fitted with a 100V line transformer with power taps for 20W and 10W.

The speaker housing is made of light grey coated sturdy aluminium, and the special designed wall bracket for mounting is included.



100  
VOLT



# CLS440

## Column Speaker

The CLS440 is a standard slim but powerful column speaker, suited for music and speech.

It features a speaker unit consisting of 8 x 3" drivers, capable of producing a power up to 40 Watt RMS, and fitted with a 100V line transformer with power taps for 40W and 20W.

The speaker housing is made of light grey coated sturdy aluminium, and the special designed wall bracket for mounting is included.

100  
VOLT



### Technical Highlights

	Max Power	RMS Power	Sensitivity 1W / 1m	Power Taps	Frequency Response ±3 dB	Dimensions (W x H x D)	Weight
CLS420	30 W	20 W	91 dB	20 / 10 Watt	170Hz – 15kHz	478x104x86 mm	2.1 Kg
CLS440	60 W	40 W	92 dB	40 / 20 Watt	170Hz – 15kHz	834x104x86 mm	3.5 Kg





# WX Series

## Wall speakers

The WX series are powerful 2-way performance speakers suited for a wide variation of applications, ensuring true-to-nature, high fidelity reproduction of music and speech. The elegant shaped synthetic enclosure is available in three different colours (Black, White and Silver), making it blend into any environment, going from standard indoor home to special indoor design interiors. The included mounting bracket allows horizontal and vertical mounting as well as focussing of the speaker, and the 100V line transformer contains three steps of impedance for 100V applications or 8 Ω for standard low impedance applications. They are fitted with a protection network against tweeter overload.

### WX302

The WX302 is the smallest speaker of the WX family, fitted with an 1" dome tweeter and a 3" low frequency loudspeaker. It delivers a power of 30W in standard 8 Ohm systems, but can also be used in 100V PA systems. The 100V line transformer has tapings for 20W, 10W and 5W. This speaker is available in three colours: White, Black and Silver.



**100 VOLT** **8 OHM**



### WX502

The WX502 is the medium speaker of the WX family, fitted with an 1" dome tweeter and a 5 1/4" low frequency loudspeaker. It delivers a power of 50W in standard 8 Ohm systems, but can also be used in 100V PA systems. The 100V line transformer has tapings for 40W, 20W and 10W. This speaker is available in three colours: White, Black and Silver.



**100 VOLT** **8 OHM**



#### Technical Highlights

	Max Power	RMS Power	Max SPL	Sensitivity 1W / 1m	Power Taps – Impedance	Frequency Response ±3 dB	Frequency Range -10 dB	Dimensions (W x H x D)	Weight
WX302	60 Watt	30 Watt	100 dB	85 dB	20 / 10 / 5 Watt – 8 Ω	90Hz – 18kHz	60Hz – 20kHz	199x129x120 mm	1.66 Kg
WX502	100 Watt	50 Watt	102 dB	87 dB	40 / 20 / 10 Watt – 8 Ω	70Hz – 18kHz	55Hz – 20kHz	212x147x136 mm	2.54 Kg

# WX802

The WX802 is the largest speaker of the WX family, fitted with an 1" dome tweeter and a 8" low frequency loudspeaker. It delivers a power of 70W in standard 8 Ohm systems, but can also be used in 100V PA systems. The 100V line transformer has tapings for 60W, 30W and 15W. This speaker is available in three colours: White, Black and Silver.



### Technical Highlights


	Max Power	RMS Power	Max SPL	Sensitivity 1W / 1m	Power Taps / Impedance	Frequency Response ±3 dB	Frequency Range -10 dB	Dimensions (W x H x D)	Weight
WX802	140 Watt	70 Watt	108 dB	89 dB	60 / 30 / 15 Watt – 16 Ω	60Hz – 17kHz	50Hz – 20kHz	270x360x215 mm	7.5 Kg

# BX5.2

100 VOLT 8 OHM

The BX5.2 is a powerful 2–way high performance general purpose loudspeaker with a power of 40 Watt RMS, and a maximum power of 80W. The synthetic housing of the speaker contains a 5" low frequency loudspeaker and a 1" dome tweeter which gives an excellent reproduction of the higher frequencies. The tweeter has a special overload protection circuit, by means of a thermal unit embedded in the filtering.

The 100V version of the BX5.2 is equipped with power tapings for 20W, 10W and 5W, making it highly suitable for using in large PA systems.



### Technical Highlights

	Max Power	RMS Power	Max SPL	Sensitivity 1W / 1m	Power Taps – Impedance	Frequency Response ±3 dB	Frequency Range -10 dB	Dimensions (W x H x D)	Weight
BX5.2 T	80 W	40 W	117 dB	95 dB	20 / 10 / 5 Watt – 8 Ω	95Hz – 18kHz	70Hz – 20kHz	290x505x300 mm	2.7 Kg

Lakehouse, Hasselt runs on AUDAC



# Outdoor wall speakers

The WX series includes two models which are specifically designed to be used in outdoor applications. They both contain an 1" dome tweeter in combination with a 5" or 8" LF driver with a special treatment. Due to the special treatment they can provide a durable and weatherproof solution for all applications where a true-to-nature and high-fidelity reproduction of music and speech is desirable.

Besides the special treatment for the low frequency loudspeaker, some additional features such as drain hole behind the aluminum front grill and a rotatable waterproof connector make the difference. The drain hole makes sure the moisture can flow out when condensation occurs and by means of the special designed waterproof connector the power for the loudspeakers can be set in three adjustable steps for 100V and one step for low impedance applications.

The aesthetical enclosure is made of durable and weatherproof ABS with a black colour, while the special electroplated coating of the included mounting bracket makes sure to pass the 96 hours salt-spray test, making it possible to mount and focus the loudspeaker in both horizontal and vertical position, in a safe and secure way, even in rough weather conditions.

All these features result in durable and good looking loudspeakers complying to the IP55 rating.

## WX502/0B

The WX502/0B is a powerful 2-way performance speaker of the WX family especially designed for outdoor use. It fitted with an 1" dome tweeter and a 5 1/4" low frequency loudspeaker, delivering a power of 50 Watt in standard 8 Ω systems, but it can also be used in 100 V systems with power tapings for 40 Watt, 20 Watt or 10 Watt.

It lends itself to a wide variation of outdoor applicatins, ensuring a true-to-nature, high fidelity reproduction for music and speech.



8 OHM 100 VOLT



100 VOLT 8 OHM

## WX802/0B

The WX802/0B is a powerful 2-way performance speaker of the WX family especially designed for outdoor use. It fitted with an 1" dome tweeter and a 8" low frequency loudspeaker, delivering a power of 70 Watt in standard 16 Ω systems, but it can also be used in 100 V systems with power tapings for 60 Watt, 30 Watt or 15 Watt.

It lends itself to a wide variation of outdoor applicatins, ensuring a clear and powerful sound reproduction, making it the perfect companion for outdoor applications where a clear background music is desirable throughout the day, and a more powerful sound with deeper bass is necessary when the party erupts after sunset.

### Technical Highlights

	Max Power	RMS Power	Max SPL	Sensitivity 1W / 1m	Power Taps – Impedance	Frequency Response ±3 dB	Frequency Range -10 dB	Dimensions (W x H x D)	Weight
WX502/0B	100 W	50 W	102 dB	87 dB	40 / 20 / 10 Watt – 8 Ω	70Hz – 18kHz	55Hz – 20kHz	212x147x136 mm	2.75 Kg
WX802/0B	140 W	70 W	108 dB	89 dB	60 / 30 / 15 Watt – 16 Ω	60Hz – 17kHz	50Hz – 20kHz	270x360x215 mm	7.5 Kg

# LX523

## Active Speaker System with remote input

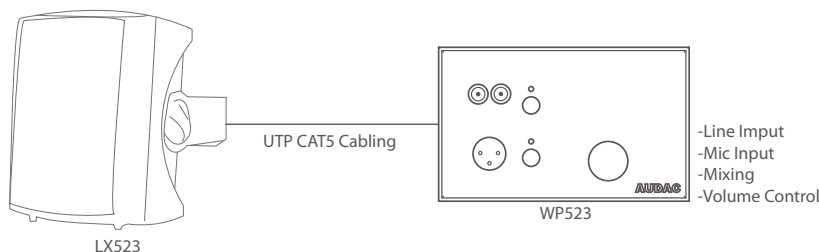
- 3-Way active speaker system
- 2 x 35 Watt RMS
- RJ45 remote input
- Bass and Treble equalization
- Included mounting brackets



The LX523 is a 3-way stereo loudspeaker system consisting of an active and passive loudspeaker, designed to be used in combination with separately available input units such as the WP523 Wall panel and RM523 Web based Input Control Unit. It is able to produce a clear and powerful sound with a power up to 2 x 35 Watt, offering a flexible solution for a wide variation of applications.

The input connections should be made on the rear side of the active loudspeaker by means of an RJ45 input connector, accompanied with a two band tone control for Bass and Treble equalization. The applied signal should be differential with an increased voltage level, making the transferred signal insensitive for interference and noise generated by for external devices. This allows bridging distances up to 300 meters between the input device and the loudspeaker, by just using inexpensive twisted pair CAT5 cable.

The loudspeakers are available in both Black (/B) and White (/W).



# WP523

## Remote Wall Mixer for LX523

The WP523 is a Remote Wall Mixer which is the source device meant to be used in combination with the LX523 Active Speaker system. It converts the signal coming from a stereo line-level audio source device (such as CD-player, Tuner, MP3 player, ... ) or balanced microphone input to the level corresponding the differential signal input on the rear side of the LX523 (RJ45). Making it possible to transfer high-quality audio over long distances between the wall panel and loudspeaker, by just using inexpensive twisted pair CAT5 cabling.

On the front side of the wall panel is a stereo RCA line input provided together with a balanced XLR microphone input. Each of them with their own knob, allowing both signals to be mixed with each other. A main volume dial allows you to adjust the overall volume of the loudspeaker system. In internal limiter avoids distortion on the input signal and a jumper on the rear side allows you to provide 12V phantom power to the microphone input.

The connection of the CAT5 cable can be made on the rear side of the wall panel by means of an 8-pin phoenix connector.

### Technical Highlights

	RMS Power	Sensitivity 1W / 1m	Frequency Response ±3 dB	Power Supply	Dimensions (W x H x D)	Weight (Set)
LX523	2 x 35 W	88 dB	80Hz – 20kHz	230V AC / 50–60 Hz	178x240x193 mm	5.4 Kg

# RM523

## Web based Input Control Unit

- 4 Stereo line inputs
- 1 Balanced microphone input with phantom power
- TCP/IP and RS232 control
- Stereo line output
- RJ45 Audio output for LX523
- Priority on Mic channel



The RM523 is a web based input control unit, featuring four stereo line inputs and one balanced microphone input with phantom power, allowing the connection and control of several stereo audio source devices (such as CD–player, Tuner, MP3 player, ... ) and a microphone to one (potentially two) output device(s). Two outputs are provided, one stereo line output, and one differential output with increased voltage level performed with an RJ45 connector, which is especially meant for connecting the LX523 loudspeaker system.

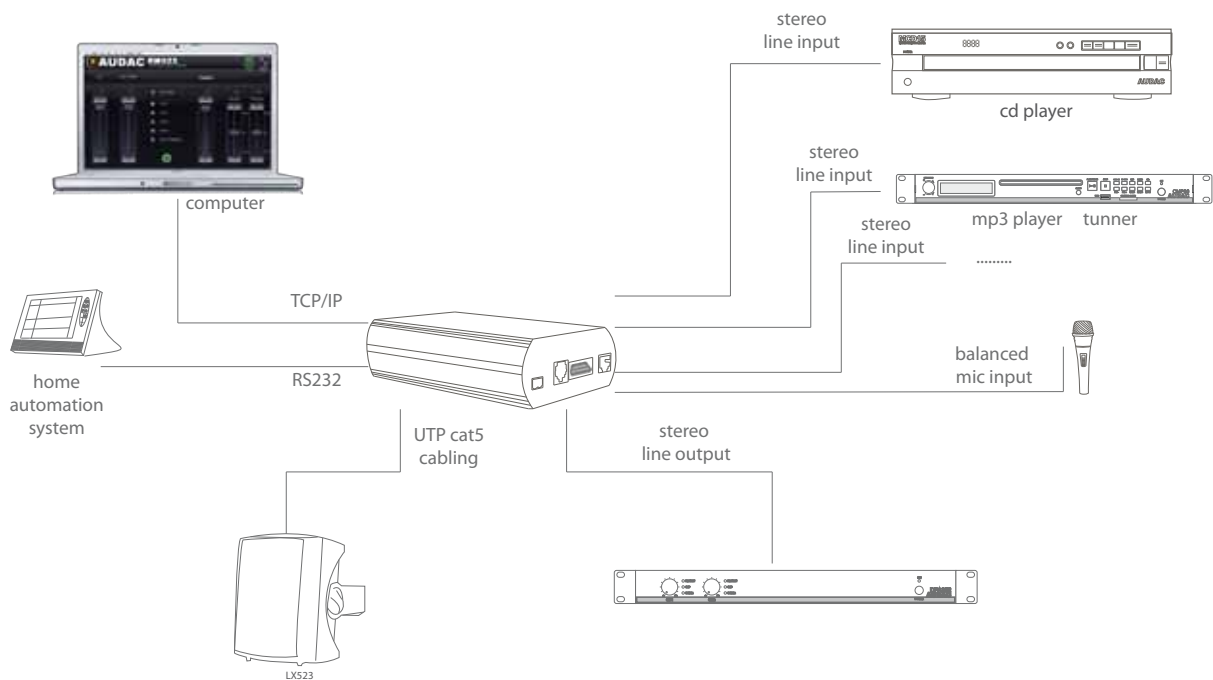
The control of the device can be done in two different ways: an integrated website makes it possible to control all the functions from any computer with a web browser without requiring additional software, while the RS232 connection makes it possible to control the RM523 with any device supporting serial communication, such as a computer or even a home automation system.

The various input signals can be patched to the output with a two–band tone control, while the microphone channel has the possibility to provide 12V phantom power for powering condenser microphones. Priority settings on the microphone channel make it possible to suppress other sources when someone is speaking into the microphone.

To make the installation even more complete, an optional DW3018/4018 wall panel can be installed to control the signal routing and volume level from one or multiple fixed locations.



## Typical application



# LX503

## Active Speaker System

- 3-Way active and passive speaker
- 2 x 35 Watt RMS
- Bass and Treble equalization
- RCA and Mini-Jack inputs
- Adjustable brackets
- Easy to mount on walls/ceilings
- Heatsink for cooling
- Line level amplification



The LX503 is a 3-way stereo loudspeaker set that consists of a passive and one active loudspeaker with a power of 2 x 35 Watt. It is a powerful and flexible solution for a wide variation of indoor applications such as audio-video applications, monitoring and presentations.

The active loudspeaker has several control functions located at the back, like a volume control and a bass and treble equalisation regulator. The stereo line input signal has to be fed to two RCA connectors or one mini-jack connector located at the back of the active speaker, where also the output connection to the passive speaker is located.

The speakers are delivered with a powder coated steel mounting bracket and are available in black (/B) and white (/W).



### Technical Highlights

	RMS Power	Sensitivity 1W / 1m	Frequency Response ±3 dB	Power Supply	Dimensions (W x H x D)	Weight (Set)
LX503	2 x 35 W	88 dB	80Hz – 20kHz	230V AC / 50–60 Hz	178x240x193 mm	5.4 Kg



# WS Series

## In-Wall speakers

The WS series are elegant surface mount and in-wall loudspeakers, designed for use in any possible application where is need for a sound system without obvious speakers. They are made of high quality components, to ensure a beautiful warm sound reproduction of music and speech. Furthermore, they all have an integrated 100V line transformer with several power tapings, whereby they can be used in standard low impedance Hi-Fi or larger 100V PA systems. The cone is moisture-proof treated, so they can be used in damp rooms or in outside applications, the grill and housing can be painted to integrate seamlessly into your interior.

### WS500



The WS500 is a 10 Watt design wall loudspeaker with a curved ABS shape and a white coated aluminium grill, making it perfect for use in special design applications.


It is fitted with a 5 1/2" moisture proof broadband loudspeaker and has power tapings for 10 W and 5 W at 100V.



### CSS556

The CS556 is a 10 Watt surface mount loudspeaker which is designed to be used in all kinds of applications where is no possibility to integrate speakers into walls or ceilings. It features a 6" full range loudspeaker which is suitable for background music an announcements and is fitted with a line transformer with power taps for 6W and 3W.

The CSS556 is conform with EN60849, which is known as the standard for sound systems for emergency purposes.



#### Technical Highlights

	Max Power	RMS Power	Max SPL	Sensitivity 1W / 1m	Power Taps	Frequency Response ±3 dB	Dimensions (W x H x D)	Weight
WS500	20 W	10 W	99 dB	91 dB	10 / 5 Watt	110Hz – 13kHz	240x340x100 mm	1.62 Kg
CSS556	15 W	10 W	99 dB	91 dB	6 / 3 Watt	110Hz – 18kHz	∅170x79 mm	2.4 Kg

## WS524–WS524/D


The WS524 is a 2–way elegant square in–wall loudspeaker for high–quality installation. The loudspeaker combination is fitted with a 4 ¾" low frequency speaker with a very powerful magnet and a coaxially placed 1" silk soft dome high frequency tweeter. There are power tapings provided for 24W, 12W and 6W at 100V.

(Also available in 16 Ohm version: WS524/D)

**100**  
VOLT

**8**  
OHM

**16**  
OHM



## WS624–WS624/D



The WS624 is a 2–way rectangular in–wall loudspeaker for high–quality installation. The loudspeaker combination is fitted with a 4 ¾" low frequency speaker with a very powerful magnet and a coaxially placed 1" silk soft dome high frequency tweeter. There are power tapings provided for 24W, 12W and 6W at 100V.

(Also available in 16 Ohm version: WS624/D)

**100**  
VOLT

**8**  
OHM



**16**  
OHM



# CS1000S

The CS1000S is a 10" in-wall / ceiling subwoofer with a super slim design, to be used in combination with the CS and WS series speakers. It is capable of producing an output power of 100W RMS, with a maximum of 200W at 8 Ohm, a sound pressure level up to 114 dB, and has a stunning frequency range between 28 Hz and 300 Hz.

It ensures a brilliant reproduction of the low frequencies.



## Technical Highlights

	Max Power	RMS Power	Max SPL	Sensitivity 1W / 1m	Power Taps – Impedance	Frequency Response ±3 dB	Dimensions (W x H x D)	Weight
WS524	60 W	30 W	107 dB	92 dB	24 / 12 / 6 Watt – 8 Ω	60Hz – 20kHz	180x180x85 mm	1.4 Kg
WS524/D	60 W	30 W	107 dB	92 dB	16 Ω	60Hz – 20kHz	180x180x85 mm	1.3 Kg
WS624	60 W	30 W	107 dB	92 dB	24 / 12 / 6 Watt – 8 Ω	60Hz – 20kHz	280x192x75 mm	1.72 Kg
WS624/D	60 W	30 W	107 dB	92 dB	16 Ω	60Hz – 20kHz	280x192x75 mm	1.62 Kg
CS1000S	200 W	100 W	108 dB	88 dB	8 Ω	50Hz – 250Hz	304x304x104 mm	3.6 Kg

# CS Series

## Cuban Speakers

The uniquely designed CUBAN loudspeakers are flush-mounted ceiling or wall speakers, which provide high-quality, wide-dispersion with a high efficiency while remaining as discreet as possible. They answer to the need with it's ability of generating a great sound with very little power. In fact, the Cuban speakers can generate a sound from solid surfaces by utilizing only 3 to 25 Watts. A built-in self resetting protection circuit guarantees a long lifetime without any loss of quality and power.

The construction of the housing is made of strong metal with easy mounting springs for quick and comfortable installation, and the front finish is a small-perforated designer grill with an aluminium frame.



### CS2.1

The CS2.1 Cuban Speaker features a 2" full range loudspeaker with a shielded neodymium magnet, which is capable of producing up to 10 W RMS, with a maximum of 20W. The standard speaker impedance is 8 Ohm, but through an additional 100V Line transformer, it also can be used on 100V PA systems.

8  
OHM





Central Station, Antwerp runs on Audac

#### Technical Highlights

	Max Power	RMS Power	Max SPL	Sensitivity 1W / 1m	Impedance	Frequency Response ±3 dB	Dimensions (W x H x D)	Weight
CS2.1	20 W	10 W	95 dB	85 dB	8 Ω	250Hz – 18kHz	102x102x90 mm	0.52 Kg

## CS3.1

The CS3.1 Cuban Speaker features a 3 1/8" full range loudspeaker with a shielded neodymium magnet, which is capable of producing up to 20 W RMS, with a maximum of 40W. The standard speaker impedance is 8 Ohm, but through an additional 100V Line transformer, it also can be used on 100V PA systems.



## CS3.2

The CS3.2 Cuban Speaker features a 1" soft dome tweeter and a 3 1/8" full range loudspeaker with a shielded neodymium magnet, which is capable of producing up to 20 W RMS, with a maximum of 40W. The standard speaker impedance is 8 Ohm, but through an additional 100V Line transformer, it also can be used on 100V PA systems.

8  
OHM

### Technical Highlights

	Max Power	RMS Power	Max SPL	Sensitivity 1W / 1m	Impedance	Frequency Response ±3 dB	Dimensions (W x H x D)	Weight
CS3.1	40 W	20 W	103 dB	90 dB	8 Ω	200Hz – 19kHz	122x122x106 mm	0.95 Kg
CS3.2	40 W	20 W	102 dB	86 dB	8 Ω	180Hz – 20kHz	192x122x106 mm	1.28 Kg

# CS Series

## Ceiling speakers

The CS series are elegant ceiling loudspeakers, designed for use in any possible application where is need for a sound system without obvious speakers. They are made of high quality components, to ensure a beautiful warm sound reproduction of music and speech. Furthermore, they all have an integrated 100V line transformer with several power tapings, whereby they can be used in standard low impedance Hi-Fi or larger 100V PA systems. The cone is moisture-proof treated, so they can be used in damp rooms and outside applications, the grill and housing can also be painted to integrate seamlessly into your interior.

### CS85–CS85D

The CS85 is a 2–way extremely high quality loudspeaker with a 7" driver for the low frequency's, and 1" coaxial tweeter mounted in the centre. It is capable of producing up to 30W RMS, with a maximum of 60W.

It ensures a brilliant reproduction of all kinds of music, and is fitted with a 100V line transformer. There are different power taps available for 24W, 12W and 6W at 100V.



100 VOLT 8 OHM 16 OHM

Available in White (/W), Black (/B) and 16 Ohm version (/D).

### CS75–CS75D

The CS75 is a 2–way high quality loudspeaker with a 5" driver for the low frequencies, and 1" coaxial tweeter mounted in the centre. It is capable of producing up to 40W RMS, with a maximum of 80W.

It ensures a brilliant reproduction of all kinds of music, and is fitted with a 100V line transformer. There are different power taps available for 24W, 12W and 6W at 100V.



100 VOLT 8 OHM 16 OHM

Available in White (/W), Black (/B) and 16 Ohm version (/D).

# CS65D

The CS65 features a 4 3/4" dual cone loudspeaker which is capable of producing up to 20W RMS, with a maximum of 40W and a very powerful magnet. It ensures a beautiful warm sound reproduction of music and speech.

Only available in 16 Ohm version.

16  
OHM



# CS74

The CS74 is a 2-way high quality loudspeaker with a 5" driver for the low frequencies, and 1" coaxial tweeter mounted in the centre. It is capable of producing up to 40W RMS, with a maximum of 80W.

It ensures a brilliant reproduction of all kinds of music, and is fitted with a 100V line transformer.

There are different power taps available for 6W, 3W and 1.5W at 100V.

8  
OHM    100  
VOLT



## Technical Highlights

	Max Power	RMS Power	Max SPL	Sensitivity 1W / 1m	Power Taps – Impedance	Frequency Response ±3 dB	Dimensions (ø x D)	Weight
CS85	60 W	30 W	112 dB	94 dB	24 / 12 / 6 Watt – 8 Ω	40Hz – 20kHz	ø 275x90	2 Kg
CS85/D	60 W	30 W	112 dB	94 dB	16 Ω	40Hz – 20kHz	ø 275x90	1.9 Kg
CS75	80 W	40 W	116 dB	97 dB	24 / 12 / 6 Watt – 8 Ω	60Hz – 20kHz	ø 205x90	1.6 Kg
CS75/D	80 W	40 W	116 dB	97 dB	16 Ω	60Hz – 20kHz	ø 205x90	1.5 Kg
CS74	80 W	40 W	105 dB	97 dB	6 / 3 / 1.5 Watt – 8 Ω	60Hz – 18kHz	ø 205x90	1.5 Kg

## CS55–CS55D

The CS55 is a professional single cone loudspeaker with a 4 1/3" driver which is capable of producing a power up to 10W RMS, with a maximum of 20W.

It ensures a good reproduction of speech and background music in all situations, and is fitted with a 100V line transformer with different power taps for 6W, 3W and 1.5W at 100V.

Available in White (/W), Black (/B) and 16 Ohm version (/D).

100 VOLT 16 OHM



## CSE100

The CSE100 is the red LED unit which is integrated in the CSE55 speaker, and can also be ordered separately, to use as visual alarm system in other applications. It works on a supply voltage of 24V DC, and has a current consumption of 45 mA. The light intensity is 24 lumen and it has a radiation angle of 120°.




# CSE55–CSW55

The CSE55/CSW55 are professional ceiling speakers with an integrated LED light signal which can be used as visible alarm signal.

They feature a 4 1/3" single cone loudspeaker which is capable of producing up to 10W RMS, with a maximum of 20W, and ensures good reproduction of speech and background music in all situations. The speaker is fitted with a 100V line transformer and there are different power taps available for 6W, 3W and 1.5W at 100V.

The integrated LED units are available in two different colors: red (CSE55) or white (CSW55), and deliver a light intensity of 24 Lumen on a supply voltage of 24 V DC.



## Technical Highlights

	Max Power	RMS Power	Max SPL	Sensitivity 1W / 1m	Power Taps	Frequency Response ±3 dB	Dimensions (Ø x D)	Weight
CSE55	20 W	10 W	109 dB	93 dB	6 / 3 / 1.5 Watt	70Hz – 14kHz	Ø 205x70	900 g
CSW55	20 W	10 W	109 dB	93 dB	6 / 3 / 1.5 Watt	70Hz – 14kHz	Ø 205x70	900 g
CS55	20 W	10 W	109 dB	93 dB	6 / 3 / 1.5 Watt	70Hz – 14kHz	Ø 205x70	780 g
CS55/D	20 W	10 W	109 dB	93 dB	16 Ω	70Hz – 14kHz	Ø 205x70	730 g

# AWP06

## Waterproof ceiling speaker

The AWP06 is a waterproof ceiling speaker with a power of 6 Watt, which meets the IP65 standard. It is designed to be used in a wide variation of in- and outdoor applications and damp locations and features a 4" loudspeaker.

Due to its wide smooth frequency response and high efficiency, it ensures high-fidelity music reproduction and intelligible speech at very low distortion. It can be used in 8 Ohm low impedance systems, or in 100V PA systems with power taps for 6W, 3W and 1.5W.



### Technical Highlights

	Max Power	RMS Power	Max SPL	Sensitivity 1W / 1m	Power Taps – Impedance	Frequency Response ±3 dB	Dimensions (ø x D)	Weight
AWP06	10 W	6 W	95 dB	87 dB	6W / 3W / 1.5W / 80hm	100Hz – 15kHz	ø 140x130 mm	0.95 Kg



# SSP500

## Flush mount sauna speaker

The SSP500 is a flush mount loudspeaker, especially designed to be used in rooms with a very high temperature and level of humidity, such as Saunas, bathrooms, swimming pool area's, ...

It has an perforated aluminum grill with an ABS surround, finished in an off-white color. This gives the loudspeaker a modern and attractive look, making it blend into all different kinds of interiors. To make it even more complementary to the environment, the front can easily be painted to the desired colour.

The sound is generated by a 2-way loudspeaker section capable of producing a power of 20 Watt RMS, which is built from a 5" cone driver and a 1" tweeter, producing a natural and detailed sound which overall will be highly appreciated.

Due to the polypropylene cone, the ABS basket and the high quality of the used materials, the SSP500 can withstand in environments with extreme levels of humidity and temperature.




- Heat resistant up to 100°C
- Humidity resistant
- Polypropylene cone
- Silicone connection cable
- IP44



### Technical Highlights

	Max Power	RMS Power	Max SPL	Sensitivity 1W / 1m	Impedance	Frequency Response ±3 dB	Dimensions (ø x D)	Weight
SSP500	40 Watt	20 Watt	99 dB	86 dB	8 Ω	75Hz – 20 kHz	Ø 165 mm x 74 mm	0.62 Kg



# CSA506

The CSA506 is a budget friendly ceiling speaker with a 5" cone, capable of producing a power of 6W. It ensures a good reproduction of speech and background music. It is fitted with a 100V line transformer with power taps for 6W and 3W to be used in large 100V PA systems.



The speaker is constructed in a way that the framework is also used as base construction for the speaker cone. Therefore, the speaker's built-in depth is reduced to only 6 cm, and the weight is reduced to 500g. It has Quick-mounting clamps,

**100  
VOLT**



# CSF506

## Fire protected ceiling speaker

The CSF506 is a fire-protected ceiling speaker with a 5" cone, capable of producing a power of 6W. It ensures a good reproduction of speech and background music. It is fitted with a 100V line transformer with power taps for 6W and 3W to be used in large 100V PA systems.

The speaker is equipped with a special steel fire protection dome fitted around the speaker and a steel front grill with flame retardant materials. This provides the fire protection according to the EN60849 standard.



**100  
VOLT**

### Technical Highlights

	Max Power	RMS Power	Sensitivity 1W / 1m	Power Taps / Impedance	Frequency Response ±3 dB	Dimensions (ø x D)	Weight
CSA506	10 W	6 W	93 dB	6 / 3 Watt – 8 Ω	100Hz – 15kHz	ø 175x60 mm	0.5 Kg
CSF506	10 W	6 W	90 dB	6 / 3 Watt – 8 Ω	90Hz – 18kHz	ø 180x127 mm	1.3 Kg



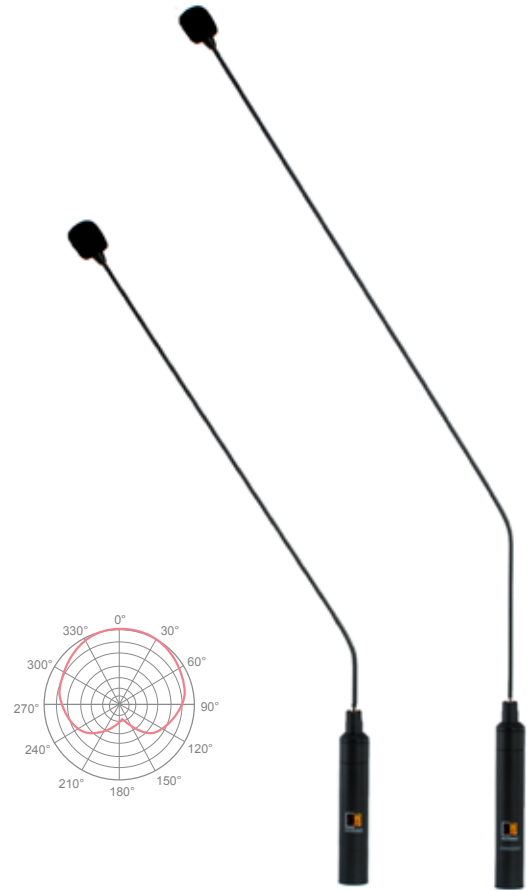
# CMX200

## Conference Microphone

The CMX200-series are 360° revolving pipe-neck condenser microphones, designed to be used for conferences, sound reinforcements, translations and studio applications. It has a high sensitive condenser element with a unidirectional cardioid polar pattern which ensures an excellent sound quality and reduces the feedback to a strict minimum, even when exposed to vigorous, hard sound.

Thanks to its flat frequency characteristic, the CMX200 ensures a permanent high-fidelity sound, true to the user's voice and intonation. The dark grey color and slimline design permit a discreet blending with every possible interior or background.

It is available in two different lengths, making it suitable for any specific speech application. The 35 cm version can be used for most general speech applications where the microphone is placed on tables or desks, while the 55 cm version is mainly used for placing on altars.



### Technical Highlights

	Type	Polar Pattern	Impedance	Freq Response	Sensitivity	Dynamic Range	Phantom Power	Dimensions (ø x H)	Weight
CMX200/35	Condenser	Cardioid	250 Ohm	50Hz – 16kHz	-45 dB ± 3 dB	113 dB	15 – 52V DC	ø 19x400 mm	120 g
CMX200/55	Condenser	Cardioid	250 Ohm	50Hz – 16kHz	-45 dB ± 3 dB	113 dB	15 – 52V DC	ø 19x600 mm	150 g
CMX220	Pressure Gradient	Line + Gradient	250 Ohm	50Hz – 18kHz	-40 dB ± 3 dB	108 dB	15 – 52V DC	ø 19x238 mm	340 g

# CMX220

## Mini shotgun microphone

The CMX220 is a mini shotgun microphone, which can be used for various sound applications, but it will especially prove it's worth when applied in situations comparable to conferences, public communications, (outdoor) speeches and use in church and court.


The Line + Gradient polar pattern, in combination with the high sensitive condenser element, makes the CMX220 the ideal appliance for recording sound from a small distance without cutting back on quality.

The 360° revolving and light weight design make this product easy to handle, allowing the users to precisely determine the position of the microphone, and the dark grey color and modest design make it merge with every single environment.



# CMX380

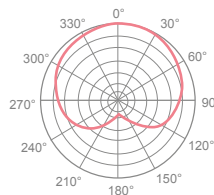
## Hanging microphone



The CMX380 is a mini hanging cardioid microphone designed to be used in choirs, instrumental groups and theatres, but it's technical qualities and design will also justify it's use in several recording / reproduction applications.

The unidirectional cardioid polar pattern reduces feedback to an absolute minimum. Due to the flat frequency characteristic, users, musicians, singers and performers will experience a clear natural reproduction of their instrument or voice, even when exposed to loud powerful sounds.

The slimline modest design will not distract the attention from the vocal of instrumental performance, and will flawlessly blend into the background.



### Technical Highlights

	Type	Polar Pattern	Impedance	Freq Response	Sensitivity	Dynamic Range	Phantom Power	Dimensions (ø x H)	Weight
CMX380	Back Electret Condenser	Cardioid	200 Ohm	50Hz – 18kHz	-42 dB ± 3 dB	113 dB	11 – 52V DC	ø 13.5x55mm	150 g
CMT500	Back Electret Condense	Omnidirectional	<2200 Ohm	20Hz – 20kHz	-40 dB ± 3 dB	108 dB	15 – 52V DC	ø 38x152 mm	150 g

# CMT500

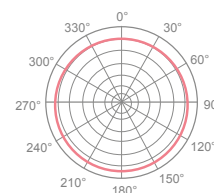
## Acoustic reference microphone

The CMT500 is an acoustic reference microphone with an omnidirectional pickup pattern based on a small & accurate back elektret condenser capsule. It is especially designed to be used for all kinds of measurement applications, such as noise monitoring purposes, room acoustic measurements or speaker measurements.

In combination with the CMT510 outdoor kit, the CMT500 can also be used for permanent outdoor installation in all weather conditions. This combination makes the CMT500 the perfect solution for permanent outdoor noise monitoring systems.



CMT510 kit



# CMX700

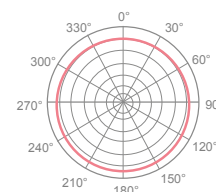
## Clip-on ear microphone

The CMX700 is an omni-directional clip-on ear microphone designed for vocal and speech applications. Thanks to the flat frequency response characteristic which guarantees high-fidelity sound reproduction, voices will be reproduced in a natural way.

Because of the EMI and low noise suppression, low frequencies are repressed, shutting out hum and interference caused by other sources, which improves the sound reproduction quality, making it suited for vocal applications. The unique tiny size and super light weight provide a comfortable and optimum fit for any occasion.

It is available in Black and Skin Color with two different connector versions, 3.5mm Mini-Jack and 4-Pole Mini-XLR.

- CMX700/BX (Black color with 4-Pole Mini-XLR)
- CMX700/SX (Skin color with 4-Pole Mini-XLR)
- CMX700/BJ (Black color with 3.5mm Mini-Jack)
- CMX700/SJ (Skin color with 3.5mm Mini-Jack)



# CMX720

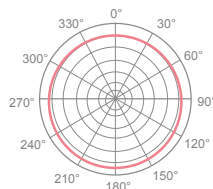

## Headset microphone

The CMX720 is an omni-directional headset microphone designed for vocal and speech applications, ranging from speeches to aerobic lessons. The flat frequency response and the high Sound Pressure level ensure a high-fidelity sound reproduction, true to the user's voice and intonation, even when a hard and vigorous sound is applied.

The omnidirectional pattern reduces the feedback to a minimum. The tiny design doesn't decrease its performance, but enhances the user's comfort and makes wearing it almost unnoticeable, both to speaker and audience.

It is available in Black and Skin Color with two different connector versions, 3.5mm Mini-Jack and 4-Pole Mini-XLR.

- CMX720/BX (Black color with 4-Pole Mini-XLR)
- CMX720/SX (Skin color with 4-Pole Mini-XLR)
- CMX720/BJ (Black color with 3.5mm Mini-Jack)
- CMX720/SJ (Skin color with 3.5mm Mini-Jack)



### Technical Highlights

	Type	Polar Pattern	Impedance	Freq Response	Sensitivity	Dynamic Range	Phantom Power	Dimensions (ø x H)	Weight
CMX700	Back Electret Condenser	Omnidirectional	1000 Ohm	20Hz – 20kHz	-45 dB ± 3 dB	130 dB	1.5 – 10V DC	ø 5 mm	12 g
CMX720	Back Electret Condenser	Omnidirectional	1000 Ohm	20Hz – 20kHz	-44 dB ± 3 dB	130 dB	1.5 – 10V DC	ø 5 mm	19 g



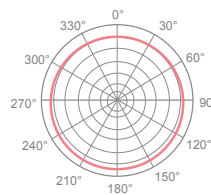
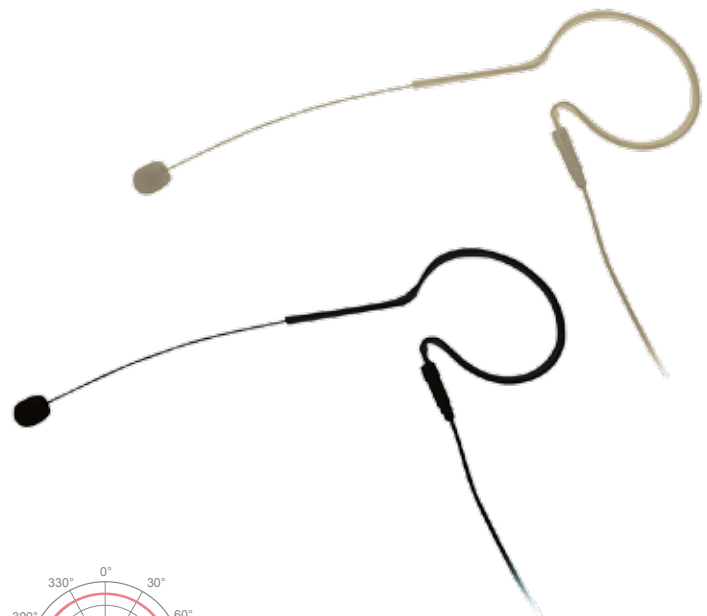
# CMX705

## Clip-on ear microphone

The CMX705 is an omni-directional clip-on ear microphone designed for vocal and speech applications. Thanks to the flat frequency response characteristic which guarantees high-fidelity sound reproduction, voices will be reproduced in a natural way.

Because of the EMI and low noise suppression, low frequencies are repressed, shutting out hum and interference caused by other sources, which improves the sound reproduction quality, making it suited for vocal applications. The unique tiny size and super light weight provide a comfortable and optimum fit for any occasion.

It is available in Black and Skin Color and comes with 4 different replaceable connectors making it suitable for use with belt packs of various major manufacturers.



- dB Technologies 3.5mm plug
- Sennheiser 3.5mm stereo plug
- AKG 3-pin mini XLR
- Shure 4-pin mini XLR



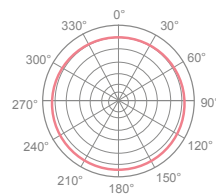
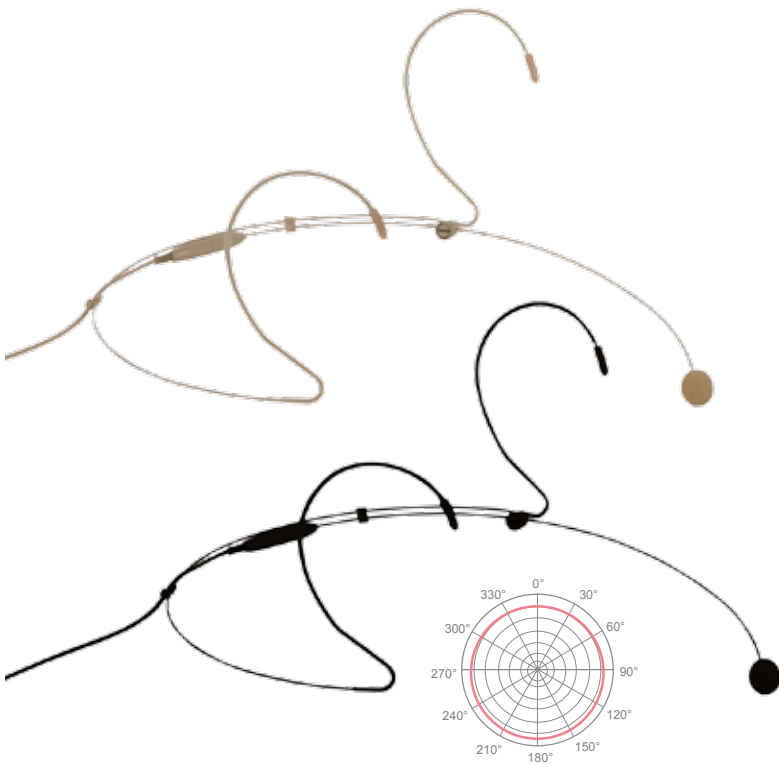
# CMX725

## Headset microphone

The CMX725 is an omni-directional headset microphone designed for vocal and speech applications, ranging from speeches to aerobic lessons. The flat frequency response and the high Sound Pressure level ensure a high-fidelity sound reproduction, true to the user's voice and intonation, even when a hard and vigorous sound is applied.

The omnidirectional pattern reduces the feedback to a minimum. The tiny design doesn't decrease its performance, but enhances the user's comfort and makes wearing it almost unnoticeable, both to speaker and audience.

It is available in Black and Skin Color and comes with 4 different replaceable connectors making it suitable for use with belt packs of various major manufacturers.



### Technical Highlights

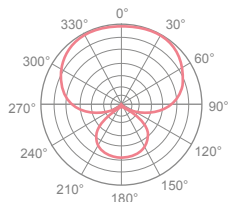
	Type	Polar Pattern	Impedance	Freq Response	Sensitivity	Dynamic Range	Phantom Power	Dimensions (ø x H)	Weight
CMX705	Back Electret Condenser	Omnidirectional	1800 Ohm	20Hz – 20kHz	-46 dB ± 3 dB	135 dB	1.5 – 12V DC	ø 5 mm	12 g
CMX725	Back Electret Condenser	Omnidirectional	2000 Ohm	20Hz – 20kHz	-46 dB ± 3 dB	135 dB	1.5 – 12V DC	ø 5 mm	19 g

# M66/67

## Vocal microphone

The M66 and M67 are fully featured, dynamic general purpose microphones for the budget conscious performer who wants style, audio quality and a product that works hard. They are solidly constructed, with a robust grill to protect the diaphragm against rough handling, and are suited for indoor as well as outdoor use. The high sensitive neodymium element makes them the perfect microphones for presentations and singers. Due to the unidirectional (supercardioid) polar pattern, the feedback is reduced to a strict minimum.

The M66 and M67 are both exactly the same microphones with the same specifications, except the on/off switch which is only provided on the M67.

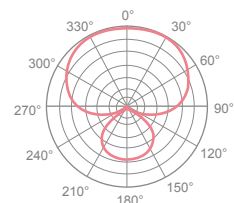


# M86/87

## Vocal microphone

The M86 and M87 are professional and reliable super cardioid dynamic microphones which are perfect suited for on stage use. They are solid constructed with a robust grill to protect the diaphragm against rough handling, and are suited for indoor as well as outdoor use. The high sensitive neodymium element ensures a perfect reproduction of music and speech which will be loved by a wide variation of singers and musicians. This makes them the perfect microphones for performers and instruments. Due to the unidirectional (supercardioid) polar pattern, the feedback is reduced to a strict minimum.

The M86 and M87 are both exactly the same microphones with the same specifications, except the on/off switch which is only provided on the M87.

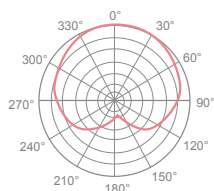


# PDM100

## Paging Microphone

The PDM100 paging microphone is a polyvalent dynamic gooseneck microphone, mounted on a solid very stable base, and fitted with a three function switch: permanently on, momentary on, and off.

It also contains an RC network for the operation of chime modules, and is equipped with a 1.5 meters long connection cable.



# APM

## Microphone Base

The APM is a microphone base, designed to be used with the CMX series gooseneck microphones (or any other gooseneck microphone with XLR connector) on any amplifier with microphone inputs.



There's a female XLR connector on top, to mount the gooseneck microphone, and a male XLR connector at the back to connect the microphone cable.

The APM microphone base is very stable and features the same design as the APM paging microphones, to blend fully with the other equipment.

# HM150

## Handheld microphone

The HM150 is a sturdy CB type handheld microphone, with an easy to use Push To Talk switch at its side. This omnidirectional dynamic microphone is designed for close talking applications and is ideal for paging messages. The built-in 2-pole non latching switch activates the microphone when pressed.

A metal wall mounting clip is provided with the microphone.



### Technical Highlights

	Type	Polar Pattern	Impedance	Freq Response	Sensitivity	Dimensions (ø x H)	Weight
M66/67	Dynamic	Super Cardioid	300 Ohm	50Hz – 18kHz	-75 dB ± 3 dB	ø 49 x 182 mm	300 g
M86/87	Dynamic	Super Cardioid	300 Ohm	50Hz – 18kHz	-74 dB ± 3 dB	ø 51 x 178 mm	350 g
PDM100	Dynamic	Cardioid	600 Ohm	80Hz – 12kHz	-70 dB ± 3 dB	110x365x160 mm	850 g
HM150	Dynamic	Cardioid	600 Ohm	100Hz – 10kHz	-78 dB ± 3 dB	60 x 100 x 50 mm	200 g

# CMP140

## Microphone power adapter

The CMP140 is a simple to use microphone power adapter for phantom power type condenser microphones, especially for headset and lavalier microphones. It features a gold plated 4 pole male Mini-XLR input connector and a gold plated 3 pole male XLR output connector. An internal circuit transforms the 48V phantom supply voltage into a voltage between 1.5V and 10V, needed for the microphone.

The CPM140 is delivered with a belt clip.



# MP100

## Microphone power adapter

The MP100 is a simple to use power module for phantom power type condenser microphones; especially for headset and lavalier microphones. The MP100 features a 3-pole mini-XLR input connector and a 3-pole XLR output connector.



# APT20

## Phantom power supply

The APT20 is a phantom power supply unit for use with two condenser microphones. It supplies 48V DC to the microphones and routes the signal to a mixer or microphone amplifier. It features XLR connections for in- and output, and at the back is an euro power connection with power switch provided.



# ALI20/25

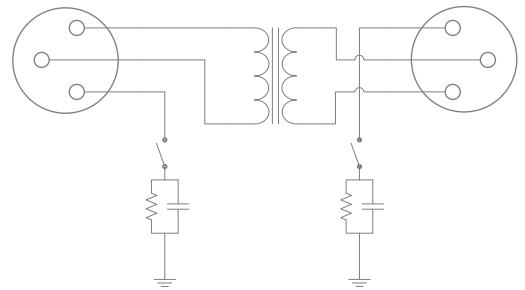
## Audio line isolator

The ALI20/25 are Audio Line Isolators, designed to isolate audio devices from each other, in most cases they are used to avoid hum, caused by ground loops in audio systems.

They offer a complete passive solution for the isolation of a stereo balanced audio signal. It features dual XLR in- and output connectors and a ground lift switch. The in- and output phase are matching.

The ALI20/25 are both built with an audio transformer that has a turns ratio of 1:1 and an impedance of 600 Ohm.

The difference is the shielding of the transformer. The ALI20 contains a shielded transformer which complies with the requirements of most standard applications, while the ALI25 contains a MU-metal shielded transformer which can be used when regular shielding becomes inadequate. This ensures the best results in even the highest EMI polluted environments.



# ATU44

## Universal input adapter

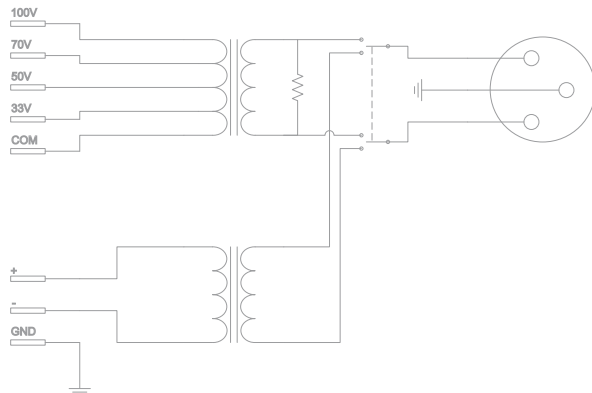
The ATU44 is a universal input adapter which can be used for a wide variety of connections and extensions.

It can be used for converting any loudspeaker level into a balanced or unbalanced Line level signal. It has inputs for 100V, 70V, 50V, 33V and standard 8 Ohm low impedance speaker signals.

A second possibility is converting an unbalanced line level signal into a balanced one, and vice versa.

The switch on the frontpanel allows you to select between converting a speakersignal into a line level signal, or the conversion of line level signals.

The in- and outputs are completely galvanic isolated by means of an audio isolation transformer. This makes the ATU44 the perfect solution for solving hum and buzz problems caused by ground loops.



# TR3000 Series

## Line transformers

The TR3000 is a range of line transformer combinations, existing of the TR3000 19" installation plate and several line transformers.

The TR3000 is a 19" 2HE installation plate to mount the TR3000 series line transformers. On this plate almost any combination of line transformers can be mounted, providing a stable and rigid construction for any 100V application. Depending of the power of the desired transformer, there can be mounted up to 6 transformers on the TR3000 installation plate.

The TR3xxx offers a range of line transformers with a power ranging from 30 Watt up to 480 Watt.

There are different tapings available for 50V, 70V and 100V lines, and the low impedance side is selectable between 2 Ohm, 4 Ohm and 8 Ohm.

All these transformers are designed to be mounted on the TR3000 installation plate and are supplied with all necessary accessories for mounting.



### Technical Highlights

	Max Power	Connectors	Construction	Power Taps	Impedance	Dimensions (Ø x D)	Weight
TR3030	30 W	20 cm cable	Copper	50V / 70V / 100V	2 / 4 / 8 Ω	80 x 50 mm	0.950 Kg
TR3040	40 W	20 cm cable	Copper	50V / 70V / 100V	2 / 4 / 8 Ω	85 x 50 mm	1.230 Kg
TR3060	60 W	20 cm cable	Copper	50V / 70V / 100V	2 / 4 / 8 Ω	85 x 60 mm	1.270 Kg
TR3080	80 W	20 cm cable	Copper	50V / 70V / 100V	2 / 4 / 8 Ω	90 x 65 mm	1.600 Kg
TR3120	120 W	20 cm cable	Copper	50V / 70V / 100V	2 / 4 / 8 Ω	105 x 65 mm	2.420 Kg
TR3240	240 W	20 cm cable	Copper	50V / 70V / 100V	2 / 4 / 8 Ω	130 x 65 mm	4.500 Kg
TR3480	480 W	20 cm cable	Copper	50V / 70V / 100V	2 / 4 / 8 Ω	170 x 65 mm	7.020 Kg



# TR1000 Series


## Line transformers

The TR1000 series are 100 Volt line transformers, designed for impedance matching between loudspeakers and amplifiers.

They are used for converting low impedance speakers allowing them to be used in 100V PA installations where long cableruns can be used.

The transformers have an over–dimensioned core, which limits saturation to a minimum and gives remarkable improvement of the sound reproduction quality, especially in the low frequencies.

There are several power tappings available for 100V, and depending of the transformer that's used, the output impedance can also be selected.



### Technical Highlights

	Power Taps	Output Impedance	Dimensions (W x H x D)	Weight
TR1006	6 / 3 / 1.5 Watt	8 Ω	64x36x40 mm	161 g
TR1010	20 / 15 / 10 / 7.5 / 5 / 3 Watt	2 Ω / 4 Ω / 8 Ω	52x60x56 mm	620 g
TR1024	24 / 12 / 6 Watt	8 Ω	52x60x56 mm	360 g

# CTR06/24

## Ceiling transformers



The CTR06/24 are 100 Volt line transformers for impedance matching between loudspeakers and amplifiers.

The CTR series are especially suited for all ceiling applications.

They are used for converting low impedance speakers allowing them to be used in 100V PA installations where long cableruns can be used.

The transformers have an over–dimensioned core, which limits saturation to a minimum and gives remarkable improvement of the sound reproduction quality, especially in the low frequencies.

They have several power tappings for 100V on respectively 100%, 50% and 25% of the total power, and the output impedance is in both cases 8 Ohm.

### Technical Highlights

	Power Taps	Output Impedance	Dimensions (W x H x D)	Weight
CTR06	6 / 3 / 1.5 Watt	8 Ω	63x53x63 mm	300 g
CTR24	24 / 12 / 6 Watt	8 Ω	63x53x63 mm	400 g

# VC2200

## Sixfold volume controller



The VC2200 is a sixfold volume control for 100V loudspeaker systems with a total power up to 200 Watt. The volume is regulable with 6 control knobs in 12 steps of 3dB, including zero position.

It is equipped with a separate input for the reception of priority signals, and every output is fitted with a relay. When a priority signal occurs, the relay of every output channel will switch to the priority channel, and the priority message will sound on all channels at maximum volume.

### Technical Highlights

	Channels	Max power load	Max operation voltage	Attenuation	Relay	Mounting	Dimensions (W x H x D)
VC2200	6	200W	100V	11 x 3dB	24V DC – 25mA	19"	482x90x210 mm

# VC4008

## SX408 volume controller

The VC4008 is a flush mount wall volume controller, designed to be used in combination with the SX408A Bass cabinet. It is compatible with AUDAC and Niko installation materials. The volume is fluently adjustable by means of a potentiometer, and the connection between the controller and the SX408A is achieved by using UTP CAT5 cabling with RJ45 connectors.

Available in Black (B) and White (W).





# VC3036/4036

## Wall volume controller

The VC3036 and VC4036 are flush mount wall volume controllers for 100V PA installations. The VC3036 is compatible with AUDAC and Niko installation materials, and the VC4036 is compatible with bTicino installation materials.

The volume is adjustable with a rotatable dial in ten steps of 3 dB and the maximum power rating is 36 Watt. A built-in relay makes it possible to build priority circuits between several controllers.

Available in Black (B) and White (W).



### Technical Highlights

	Max power load	Max operation voltage	Attenuation	Relay	Construction	Colour	Mounting	Dimensions (W x H x D)
VC3036	36W	100V	9 x 3dB	24V DC – 25mA	ABS	Black & White	Audac / Niko	45x45x60 mm
VC4036	36W	100V	9 x 3dB	24V DC – 25mA	ABS	Black & White	bTicino	43x43x60 mm

# PC3000/4000

## Wall program selector

The PC3000 and PC4000 are flush mount wall program selectors for 100V PA installations. The PC3000 is compatible with AUDAC and Niko installation materials, and the PC4000 is compatible with bTicino installation materials.

The channel is selectable with a rotatable dial from 5 different sources, and when the “zero” position is selected, no program will come through unless the 24V priority relays of the volume control has been activated.

Available in Black (B) and White (W).



### Technical Highlights


	Programs	Relay	Construction	Colour	Mounting	Dimensions (W x H x D)
PC3000	5 + priority	24V DC – 25mA	ABS	Black & White	Audac / Niko	45x45x60 mm
PC4000	5 + priority	24V DC – 25mA	ABS	Black & White	bTicino	43x43x60 mm

# CP43 and CP45 series

## Connection plates



CP45 RCA  
CP43 RCA



CP45 BNC  
CP43 BNC



CP45 XLM  
CP43 XLM



CP45 VGA  
CP43 VGA  
with screw  
connection



CP45 SPE  
CP43 SPE



CP45 XLF  
CP43 XLF

### Technical Highlights

	Connector	Dimensions CP45 (W x H x D)	Dimensions CP43 (W x H x D)	Built-in depth	Colors
RCA	2 x RCA	45 x 45 x 25 mm	43 x 43 x 20 mm	45 mm	Black (/B) & White (/W)
BNC	1 x BNC	45 x 45 x 25 mm	43 x 43 x 20 mm	45 mm	Black (/B) & White (/W)
VGA	1 x Sub D 15	45 x 45 x 25 mm	43 x 43 x 20 mm	45 mm	Black (/B) & White (/W)
XLM	1 x D-size XLR Male	45 x 45 x 25 mm	43 x 43 x 20 mm	45 mm	Black (/B) & White (/W)
XLF	1 x D-size XLR Female	45 x 45 x 25 mm	43 x 43 x 20 mm	45 mm	Black (/B) & White (/W)
Speakon	1 x D-size Speakon	45 x 45 x 25 mm	43 x 43 x 20 mm	45 mm	Black (/B) & White (/W)

# Cover frames



## Technical Highlights

	Suited for	Dimensions (W x H x D)	Colors
CP45CF1	1 x CP45	80 x 80 x 12 mm	Black (/B) & White (/W)
CP45CF2	2 x CP45	140 x 80 x 12 mm	Black (/B) & White (/W)

# LCR700

## Digital LCR meter

The LCR700 is a digital LCR measurement appliance, essential for sound and electronic engineers.

Measurements can be made for induction, capacitance and resistance and the dissipation factor (D) can be read-out on a second display. It can be set to auto-ranging or manual mode, and all measurements can be carried out on two different frequency's, 120Hz and 1kHz. This allows measurements of great accuracy on all kinds of specimen.

An RS232 optical interface is provided to allow communication with a computer, and the Auto-Power OFF function helps to conserve the lifespan of the battery.

Supplied with: RS232 PC connection cable, test leads, shock absorbing cover, software, instruction manual.



# SLM700

## Sound level meter

The SLM700 is a stable, safe and reliable sound level meter, designed for all kinds of sound level measurements and compliant to all international standards for sound level meters.

It can be switched between two different weighting frequency filters (A and C type) and has a fast (peak value, 125 msec) and slow (average value, 1sec) operation mode.

Other functions like a hold button and a Minimum/Maximum mode are also present. The total measurement range is adjustable in four steps of 30dB ~ 80 dB, 50 dB ~ 100 dB, 60 dB ~ 110 dB and 80 dB ~ 130 dB, and can be set manually or by auto ranging. Two 3.5mm AC and DC output jacks, a calibration potentiometer and a 6V DC power connector are present.

Supplied with: Microphone windshield, carrying case, 4 x 1.5V (AA) Battery and instruction manual



# PSD Series

## Power supplies


The PSD series offers a wide range of versatile switching power supply's. They are mainly used as power supply for extension units, interface boxes or other expansion units of sound systems, but they can be used for all kinds of applications requiring 12V DC or 24V DC, at different current ratings.

There are two different construction forms available, standard ABS housings suited for standard applications, and industrial graded designed DIN rail mounting versions, to be used in all kinds of applications. Going from small and simple applications to industrial environments and hazardous locations.



### Technical Highlights

	Output Voltage	Max Output Current	Max Power	Input signal	Ripple & Noise	Efficiency	Construction	Dimensions (W x H x D)
PSD124	12V DC	4A	48W	100–240V AC / 50–60Hz	100mV	83%	DIN rail	32x125x100 mm
PSD243	24V DC	2A	48W	100–240V AC / 50–60Hz	120mV	85%	DIN rail	32x125x100 mm
PSD242	24V DC	2.5A	60W	100–240V AC / 50–60Hz	100mV	84%	ABS	60x38x120 mm




## RGA10

### Outdoor antenna

The RGA10 is an omnidirectional outdoor FM antenna, designed to be used in any installation. It provides the best reception of FM radio signals, where any kind of radio tuner is used.

The aluminium structure of the antenna ensures that it is resistant against all weather conditions, and will last for years. There is a clip attached for mounting on poles with a diameter of 30 to 50 mm.





# Set Solutions

With the extensive range of speakers and amplifiers it is possible to find a suitable solution for nearly every situation. Because it is often difficult to find an appropriate combination of matching speakers and amplifiers, we made a selection of the most popular ready-to-use sets that can be used for a wide variation of applications.

Some sets are meant to be used in applications where music is the key element, such as dance cafés, pubs and clubs while other sets are meant to be used in commercial as well as residential applications.

## CONGRESS 400 2 x AXIR + SX408A

This elegant combination is recommended to use in meeting rooms, board rooms, small places of worship and to place next to flatscreens or projection screens.



Damburg, Bochelt runs on AUDAC

## FESTA 400 4 x WX502 + SX408A

The FESTA400 combination is the ideal solution for smaller indoor applications where music is the key element, such as cafés, bars, pubs or restaurants.



# FESTA 500

2 x PX108 + SX12 + D3

The FESTA500 combination is recommended to be used in medium fixed indoor applications such as medium sized pubs, clubs and dance cafés. It is even possible to expand up to several pieces of this system to have a more spread out sound for larger applications.

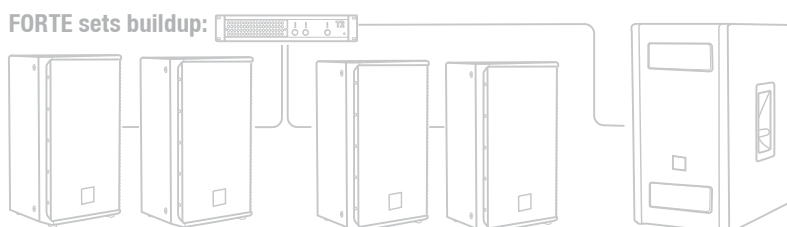


# FORTE 1000

## Bring out the Party

The FORTE1000 combination is recommended to be used in medium indoor applications where a high power is required, such as larger pubs, clubs and dance cafés.

- + Triple Channel Power amplifier with adjustable active crossover.
- + 300Watt RMS Bass Cabinet
- + PX110 2-way speakers for 175W RMS each.
- + 4xPX110 (in black only FORTE1000/B), one SX412 and T2 amplifier





# FORTE 2000

## Dance to the Beat

Our most powerful set solution, the FORTE 2000, is recommended to be used in large indoor applications where a high power is required, such as event halls and large dance floors in clubs.

The warm bass, combined with clear high tones assure that quality music reaches a large audience the way it's meant to be heard.

- + Triple channel amplifier (L+R+Sub)
- + Impressive 500 Watt RMS Bass Cabinet.
- + PX112 2-way speakers for 300W RMS.
- + 4xPX112 (in black only FORTE2000/B), one SX415 and T4 amplifier



T4



PX112

SX415



Bar Noir runs on Audac

# Cielo solutions

The CIELO sets are combinations consisting of ceiling speakers with a matching 100V public address amplifier. They are primarily used in commercial and residential applications.

The set number indicates the amount of square meters which can be covered by clear and intelligible sound with an average height ceiling.



## CIELO 40 4 x CS55 + COM3

The CIELO 40 is a combination of ceiling speakers with a public address amplifier which is suitable to cover a surface up to 40m<sup>2</sup> with clear and intelligible music and speech.



## CIELO 100 10 x CS2.1 + COM6

The CIELO 100 is a combination of design ceiling speakers with a public address amplifier which is suitable to cover a surface of up to 100m<sup>2</sup> with clear and intelligible music and speech.

# CIELO 120

## 10 x CS75 + COM24

The CIELO 120 is a combination of ceiling speakers with a public address amplifier which is suitable to cover a surface of up to 120m<sup>2</sup> with clear and intelligible music and speech.



# CIELO 200

## 20 x CS55 + COM12 + PDM100

The CIELO 200 is a combination of ceiling speakers with a public address amplifier and a paging microphone which is suitable to cover a surface of up to 200m<sup>2</sup> with clear and intelligible music and speech.



# AUDAC apparel

## Support Audac in style!

With the original caps and "Jazz, The Lakehouse" by AUDAC T-shirts, you always walk in style while the other people can recognize you as a pro audio expert at a glance, and distinguish you from the rest.



## AUDAC leaflets

### Spread the Word

Besides this catalogue which incorporates the whole AUDAC product range, some leaflets are available which are focussed on one specific section of the product range.


This makes it possible to provide information associated to the customers specific field of interest.



# INDEX

ALI20	99	CP45XLM	104	LIM012	42	TR1006	101
ALI25	99	CPA12	35	LX503	78	TR1010	101
APG20	41	CPA24	35	LX523	76	TR1024	101
APM	97	CPA36	35	M66	96	TR3000	100
APM101	13	CPB108P	49	M67	96	VC2200	102
APM104	13	CPB110P	49	M86	96	VC3036	103
APM108	13	CPB112P	49	M87	96	VC4008	51
APM116	13	CPB112R	49	MBK108	49	VC4008	102
APT20	98	CPB115P	49	MBK110	49	VC4036	103
ARJ03P	14	CPB115R	49	MBK112	49	WLI16	40
ARU104	14	CPR12	34	MBK115	49	WLI20	40
ARU108	14	CS1000S	81	MBK208	59	WMI16	40
ARU116	14	CS2.1	82	MBK212	59	WMI20	40
ASP20	64	CS3.1	83	MBK408	52	WP523	76
ATU44	99	CS3.2	83	MCD15	19	WS500	79
AWP06	88	CS55	86	MP100	98	WS524	80
AXIR	67	CS55D	86	MVF16	43	WS524/D	80
BX5.2	73	CS65D	85	PC3000	103	WS624	80
CAP412	36	CS74	85	PC4000	103	WS624/D	80
CHA215	61	CS75	84	PDM100	96	WX302	72
CHA230	61	CS75D	84	PMX124	20	WX502	72
CIELO100	112	CS85	84	PRE16	16	WX502/OB	75
CIELO120	113	CS85D	84	PRE26	17	WX802	73
CIELO200	113	CSA506	90	PSD124	107	WX802/OB	75
CIELO40	112	CSE100	86	PSD242	107		
CLS420	70	CSE55	87	PSD243	107		
CLS440	70	CSF506	90	PX108MK2	45		
CMP140	98	CSS556	79	PX110MK2	45		
CMP30	18	CSW55	87	PX112MK2	46		
CMT500	93	CTR06	101	PX115MK2	46		
CMX200/35	92	CTR24	101	Q2	28		
CMX200/55	92	D2	26	Q2TR	37		
CMX220	92	D3	26	Q4	28		
CMX380	93	D4	26	R2	5		
CMX700	94	D5	26	Q4TR	37		
CMX705	95	DPA152/252	22	R2DIS	10		
CMX720	94	DPA73/153	23	R2OPT	10		
CMX725	95	DPA74/154	24	R2POW	10		
COM12	33	DW3018	6	RGA10	107		
COM24	33	DW4018	6	RM523	77		
COM3	32	DW5065	7	RX112MK2	47		
COM6	32	FESTA400	109	RX115MK2	48		
CONGRESS400	109	FESTA500	110	SLM700	106		
CP43BNC	104	FORTE1000	110	SP20	62		
CP43RCA	104	FORTE2000	111	SP202	63		
CP43SPE	104	GIAX	68	SP20HA	62		
CP43VGA	104	HM150	97	SP22	63		
CP43XLF	104	HS120	60	SSP500	89		
CP43XLM	104	HS152	57	SX12	53		
CP45BNC	104	HS181	57	SX408	52		
CP45CF1	105	HS208	58	SX408A	50		
CP45CF2	105	HS208T	58	SX412	54		
CP45RCA	104	HS212	59	SX415	54		
CP45SPE	104	HS212T	59	SX418	55		
CP45VGA	104	KYDO	66	T2	27		
CP45XLF	104	LCR700	106	T4	27		

# Notes





# Notes











# About Audac

Audac's mission is to produce A-class products at a competitive price. Our range includes, but is not limited to:

## **Amplifiers**

Audac offers both digital and analog multi-channel amplifiers for single and multi-zone systems. We bring versatile solutions for a wide array of applications.



## **Speakers**

With more than 50 speaker models, all kinds of applications are covered. Whether you need discrete ceiling speakers or powerful outdoor horn speakers, turn to Audac.



## **Microphones**

Quality microphones for many different purposes are produced by Audac. Everything from advanced handheld microphones, to high tech paging sets or headset microphones can be found in our product line.



## **Audio Sources**

Audac microphones have been successful for a long time, but over the years we have expanded our research towards new audio sources like tuner, CD and even mp3-compatible devices.



**Check [www.audac.eu](http://www.audac.eu) for news and information on our product launches.**

**[www.audac.eu](http://www.audac.eu)  
[info@audac.eu](mailto:info@audac.eu)**