

spring/summer 2012

# New Products



**DMT**  
DUTCH MEDIA TOOLS

**DAP**  
AUDIO

**Showtec**





### DMT Media Gear

Displays & Screens	1 - 12
AV Hard & Software/AV Accessories	13

### DMT AV Hardware

Stands & Brackets	14 - 22
AV Bags & Cases	23



### DAP Gear

DJ Mixers	24 - 27
CD Players	28 - 29
Midi Controllers	30 - 31
Audioprocessing	32 - 33
Microphones	34 - 39
Headphones	39
Amplifiers	40 - 41

### DAP Speakers

XT-Series Passive	42- 43
-------------------	--------

### DAP 100V P.A. Systems

100V Amplifiers	44 - 48
100V Hornspeakers	49
100V Speakers	50 - 56
100V Accessories	57

### DAP Hardware

Stands/Mic.stand-Accessories	58
------------------------------	----

### DAP Bags & Cases

Roadcases	58 - 59
Stackcases	60

### DAP Audio Connectors & Cables

Audio Connectors & Cables	61
---------------------------	----



### Showtec Deco & Designlight

LED Colorpaint Bars	61 - 62
LED Starskies	62- 63

### Showtec Lighteffects

Lighteffects	64 - 73
Movingheads	74 - 81

### Showtec Lasereffects

Lasereffects DMX	82 - 87
------------------	---------

### Showtec Parcans

Parcan Specials	88 - 95
Coloursheets & Caps	96

### Showtec Theatre & Stagelighting

Stageblinders	96
Followspots	96

### Showtec Lightbulbs

Discharge Bulbs	96
-----------------	----

### Showtec Lightcontrollers

DMX Lightcontrollers	97
LED Lightcontrollers	97
Specials	98

### Showtec Foggers & Effects

Showtec Effects	99
Showtec Foggers	100 - 101
Liquids	101

### Showtec Lightessentials

Roady Tools	102
Connectors	102
Extensioncords	102
Breakoutboxes	102
Powerdistributors	103
Backdrops	104 - 107

### Showtec Rigging

Showtec Clamps	108
Slings	108
Chainhoists	109 - 110

### Showtec Truss-Systems

Truss Accessories	111
Mobile DJ Truss	111

This is a Highlite International B.V. publication. Design, concept, artwork, text and pictures\* are copyright protected and may not be reproduced in any form without prior approval of Highlite International B.V. in the Netherlands. Information in this catalogue is subject to change. Highlite International B.V. has the right to refuse claims based on misprints or editorial errors. (\*with exception where otherwise stated). Concept, art & design: Graphic design dep. Highlite International B.V. All rights reserved 2012 ©

**Special features:**

- Plug and Play
- Inexpensive
- Klingnet-protocol controlled
- Bright colors

**Pixelstrip P25**

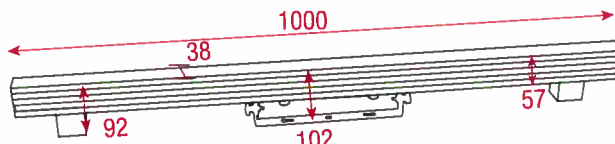
42270

The DMT Pixelstrip is a strip with a length of 1m which contains 40 pixels with a pitch of 25mm. On the backside of the Pixelstrip there is M10 sliding-profile for easy and fast mounting of brackets and clamps. A wall bracket is standard in the package. The Pixelstrip P25 comes including an installed frost cover. A clear cover is enclosed in the packaging offering optimum flexibility. By connecting the strips to your DMT VisionExpress software you can play any video or visual by your laptop or Macbook.



The DMT Pixelstrip is controlled by Klingnet which ensures fast setup, easy control and a affordable price. Klingnet is developed in collaboration with Arkaos, ensuring powerful tools and state-of-art functionalities in combination with easy set-up. Data in- and output connections are done by CAT-5. This CAT-5 cable holds both the data and power which is necessary to control the Pixelstrip P25. To control the Pixelstrip an optional PSU is necessary. One PSU can hold up to 16 Pixelstrips.

**Technical information:**

Pixelpitch:	25 mm
Pixelquantity:	40 pixels
Control:	Kling-Net
LED Lightsource:	RGB 5050SMD LED
Viewing angle:	120 degrees
Connection:	CAT-5
IP-Rating:	IP-23
Dimensions:	1000 x 35 x 105mm
Power supply:	24V DC (by dedicated PSU)
Weight:	2,5 kg
Luminance:	850 nits
Refreshrate:	400 Hz
Accessories included:	Mounting bracket, clear cover, manual.
Optional accessories:	PSU (42271), CAT-5 cables

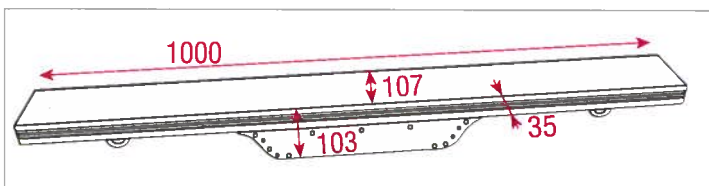






Sliding mounting bracket

Powercon in-and output





**Special features:**

- Plug and Play
- Inexpensive
- Klingnet-protocol controlled
- Bright colors
- No PSU/ Junctionbox needed

**Pixelbatten P25**


42275

The DMT Pixelbatten has a length of 1m and contains 160 pixels with a pitch of 25mm. The pixels are mounted in a configuration of 40x4 pixels. It is Pixelbatten standard equipped with a frost front-cover and a clear front-cover is standard added to the packing for optimum flexibility. At the backside of the Pixelbatten P25 there are two sliding plates with a M10 nut. They either can adapt a standard pipe-clamp or a mounting-bracket. One mounting bracket is included in the package. The Data in- and output connections are CAT-5, and it has Neutrik powercon in- and output connections. By connecting the batten to your DMT VisionExpress software you can play any video or visual by your laptop or Macbook. The DMT Pixelbatten is controlled by Klingnet which ensures a fast setup, easy control and an affordable price. Klingnet is exclusively licensed to DMT by Arkaos, ensuring powerful tools and state-of-art functionalities.

**Technical information:**

Pixelpitch:	25 mm
Pixelquantity:	160 pixels
Control:	Kling-Net
LED Lightsource:	RGB 5050SMD LED
Viewing angle:	120 degrees
Connection:	CAT-5
Powerconnection:	Neutrik Powercon
Powerconsumption:	100W
IP-Rating:	IP-23
Dimensions:	1000 x 140 x 105mm
Power supply:	100-240V / 50-60Hz
Weight:	5,2 kg
Luminance:	850 nits
Refreshrate:	400 Hz
Accessories included:	Mounting bracket, clear cover, Powercon inputcable, Powercon linkcable, manual





### PSU for 4x4 pieces Pixelstrip P25

42271

The dedicated PSU for 16 Pixelstrips is necessary to give power to your Pixelstrips. Each PSU has a Klingnet in and output (CAT-5) and has 4 CAT-5 outputs to give power and data to your Pixelstrips. Every output is designed to give power to a maximum of 4 Pixelstrips. The PSU has a 90V-264V multi-voltage input and is equipped with Neutrik Powercon in- and outputs.

#### Technical information:

Dataconnection:	CAT-5 2x CAT-5 Klingnet in and output 4x CAT-5 Power/Data output
IP-Rating:	IP-23
Power supply:	100-240V / 50-60Hz
Power consumption:	300W
Dimensions:	253 x 230 x 74mm
Weight:	3 kg
Accessories included:	Powercon input cable, Powercon linkcable







**Special features:**

**Waterproof:**  
Advanced waterproof design ensuring a reliable SMD outdoor screen with IP63 grade


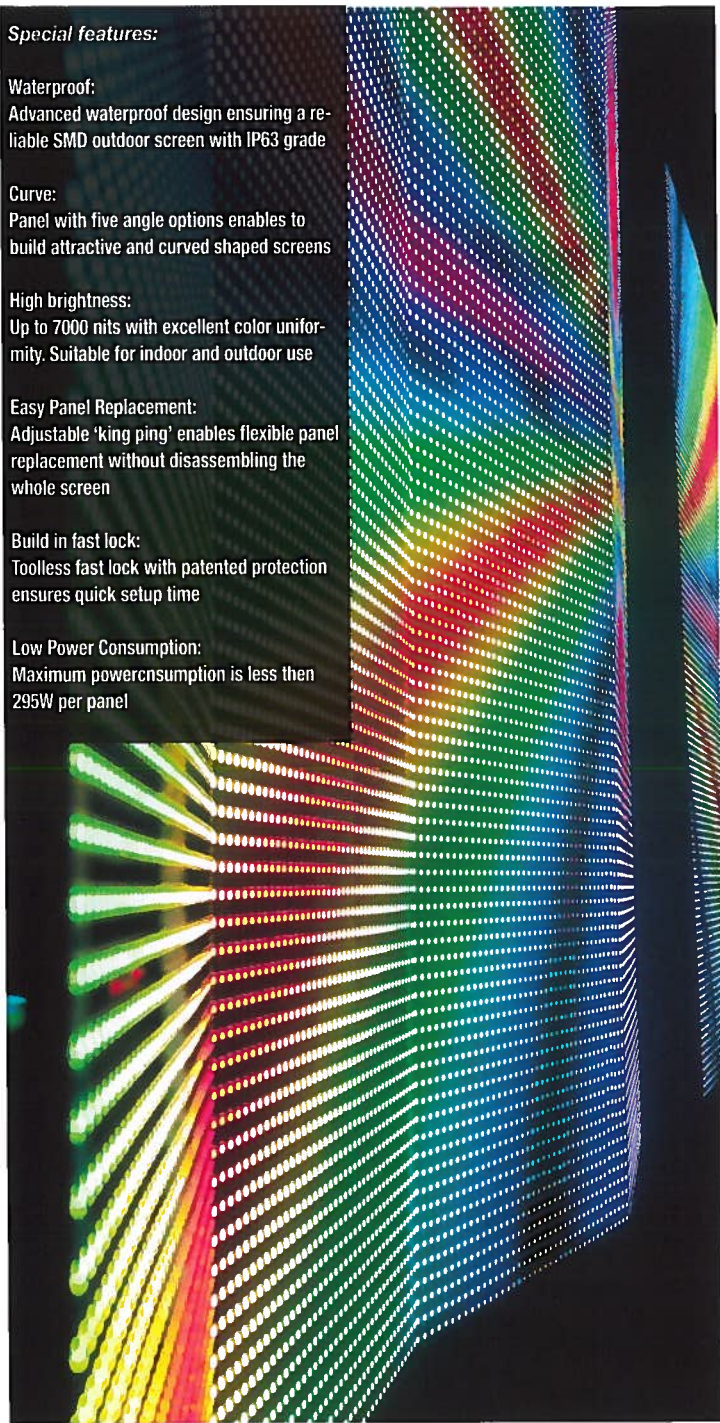
**Curve:**  
Panel with five angle options enables to build attractive and curved shaped screens

**High brightness:**  
Up to 7000 nits with excellent color uniformity. Suitable for indoor and outdoor use

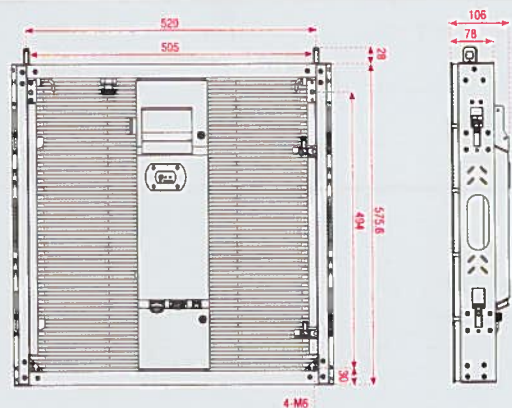
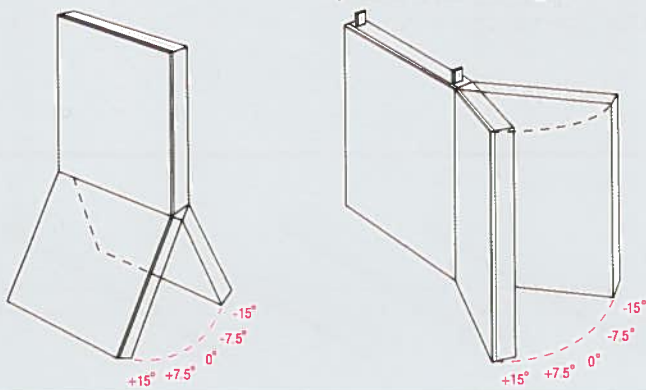
**Easy Panel Replacement:**  
Adjustable 'king ping' enables flexible panel replacement without disassembling the whole screen

**Build in fast lock:**  
Toolless fast lock with patented protection ensures quick setup time

**Low Power Consumption:**  
Maximum power consumption is less then 295W per panel



Adjustable in 5 different angles






**Pixelmesh P14,4 SMD****101387 Multifunctional Rigging System**

DMT's Pixelmesh P14,4 SMD is the latest addition into the succesful DMT Pixelmesh series. It combines high transparency with a very flexible rigging system which allows to built the panel in curved shapes. Every panel can be adjusted in five different angle positions. Both vertical and horizontal. This gives you a nearly unlimited freedom to built your screen in any shape. The Pixelmesh P14,4 SMD has a high brightness of up to 7000cd/m<sup>2</sup> with excellent color uniformity to perform in any outdoor application.

The Pixelmesh P14,4 SMD has a waterproof construction which reaches an IP grade of Ip65. Panel replacement is easy due to the adjustable king pins which allows you to replace a panel easily without disassembling the complete screen. The Pixelmesh P14,4 SMD is the right tool for the most demanding and creative visual designer.

**Technical Information:**

Power Supply:	AC110-230V / 50-60Hz
Max Power Consumption:	300W
Average Power Consumption:	100W
Cabinet size:	576 x 576 x 100 mm
Cabinet area:	0,33m <sup>2</sup>
Cabinet weight:	10,5 kg
Pixel density:	4822 pixels/m <sup>2</sup>
Viewing Angle Horizontal:	140 degrees
Viewing Angle Vertical:	100 degrees
Luminance:	7000 Nits
Transparency:	35%
Refresh rate:	Variable <800Hz
Control system:	LED Studio
Pixels per screen:	40 x 40
LED Lightsource:	SMD5050 RGB
IP Rating:	IP65
Data connection:	Neutrik Ethercon
Power connection:	Neutrik Powercon
Lifetime:	50.000 Hours
Cooling:	Convection cooling
Maximum hanging height:	15 modules (8,64 m)



Quick maintenance



Adjustable King Pin



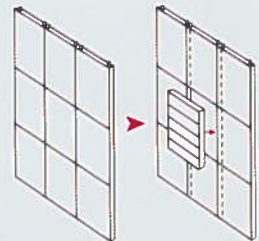
Curved mounting possibilities

**Flightcase for 8 pcs. Pixelmesh P14,4 SMD****101389**

Size: 128 x 60 x 83cm  
Weight fully loaded: 144kg

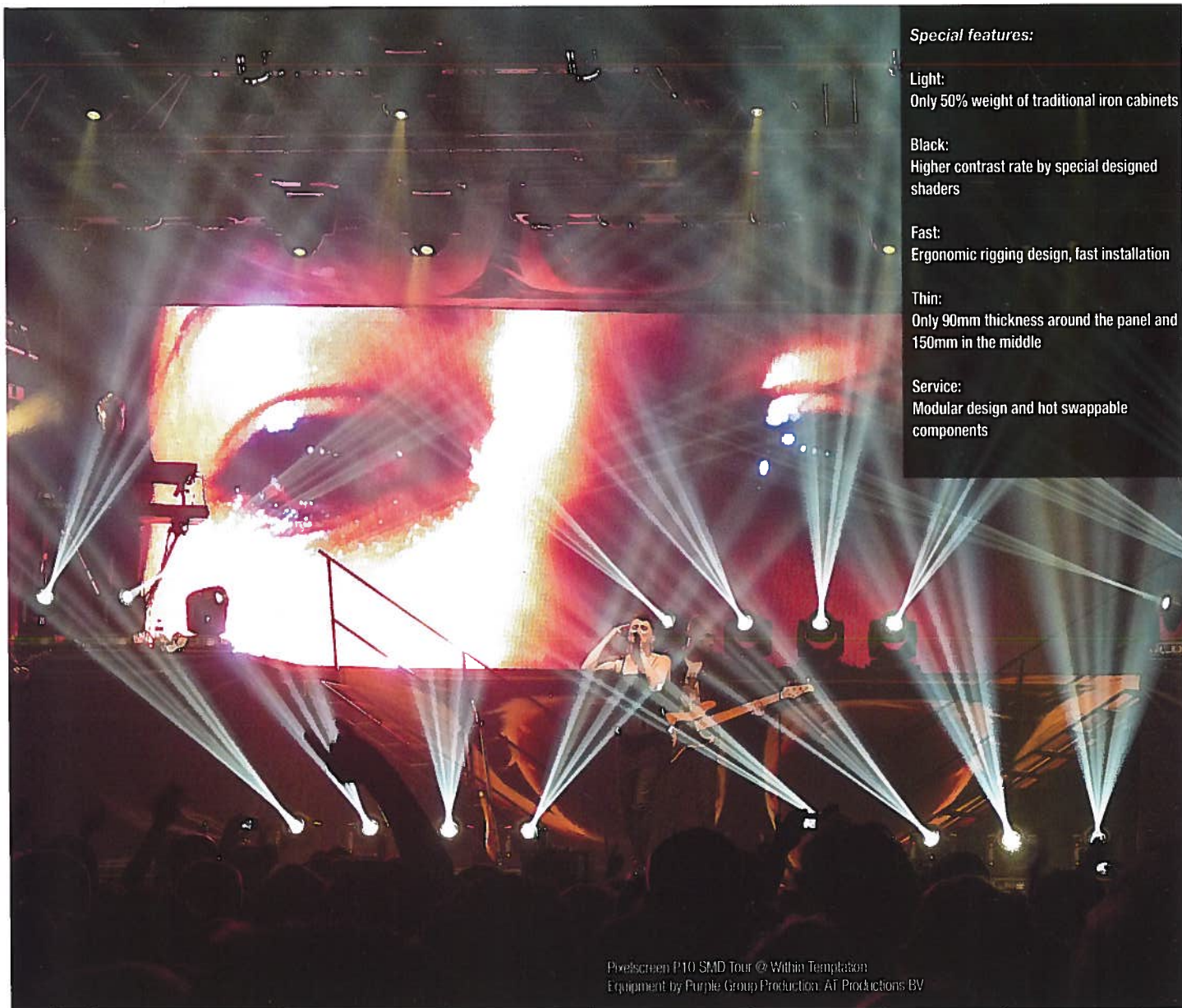
**Hanging Bracket 1****101388** for 1 piece Pixelscreen P14,4 Tour SMD

Maximum hanging height: 15 modules:  
8,64 meter (safety factor 1:10)



Easy panel replacement

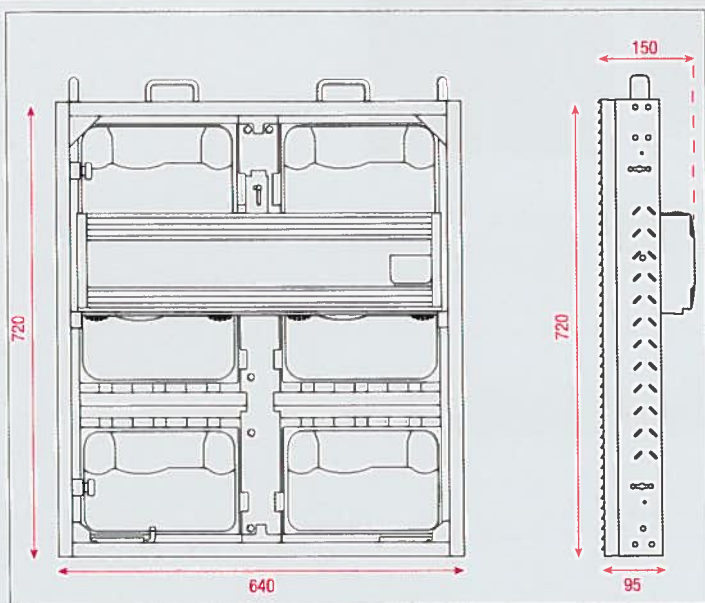




**Special features:**

- Light:**  
Only 50% weight of traditional iron cabinets
- Black:**  
Higher contrast rate by special designed shaders
- Fast:**  
Ergonomic rigging design, fast installation
- Thin:**  
Only 90mm thickness around the panel and 150mm in the middle
- Service:**  
Modular design and hot swappable components

Pixelscreen P10 SMD Tour @ Within Temptation  
Equipment by Purple Group Production, AT Productions BV



**Hanging Bracket 1**

**101441** for 1 piece Pixelscreen P10 Tour SMD

Maximum hanging height:  
10 modules: 7,2 meter  
(safety factor 1:10)



**Hanging Bracket 2**

**101442** for 2 pieces Pixelscreen P10 Tour SMD

Maximum hanging height:  
10 modules: 7,2 meter  
(safety factor 1:10)






**Pixelscreen P10 SMD Tour****101440**

DMT has developed a Pixelscreen P10 SMD Tour which represents the new generation of indoor and outdoor LED screens for both rental and permanent installations. Excellent brightness, outstanding contrast, compatible size ratio and fashionable outlook are making it ideal for use demanding environment and applications.

The ergonomic and servicefriendly design with a sensational low weight of 18 kg for each panel improves set-up times of Pixelscreens. The modular structure allows a unique 'one-minute' maintenance in case of any problem.


The Pixelscreen P10 SMD Tour is one of the most silent LED screens on the market. Due to efficient design with optimal convection cooling it does not need any fans. This feature makes the Pixelscreen P10 SMD Tour very suitable for use in TV and Theatre applications where silence is demanded.

The Pixelscreen P10 SMD Tour is ready to go on the road with the available special designed flightcase. The flightcase can hold up to 6 modules and it's necessary cable. The cases are designed and constructed to withstand the most tough conditions on the road and they are designed to fit European Truck Measurements as they have a width of 60cm.

**Flightcase for 6 panels Pixelscreen P10 SMD Tour****101445**

Size: 138 x 60 x 98cm

Weight fully loaded: 176kg



Hot swappable PSU

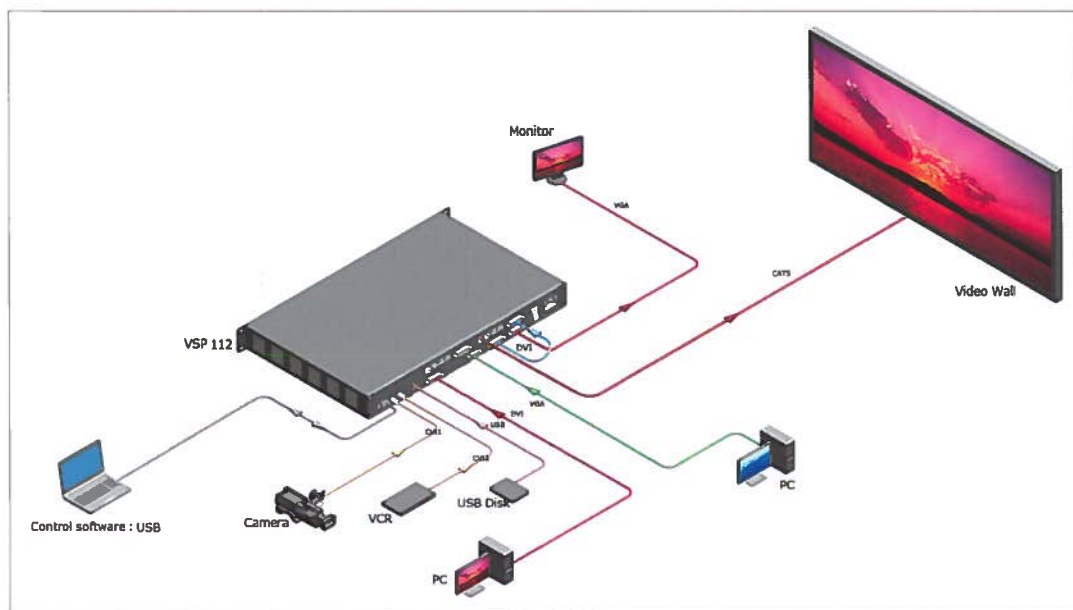
Hot swappable LED modules

Easy connections



Power Supply:	AC110-230V / 50-60Hz
Max Power Consumption:	300W
Average Power Consumption:	100W
Module size:	320 x 240mm
Cabinet size:	640 x 720 x 90mm
Cabinet area:	0,46m <sup>2</sup>
Cabinet weight:	18 kg
Pixel density:	10000 pixels/m <sup>2</sup>
Viewing Angle Horizontal:	140 degrees
Viewing Angle Vertical:	100 degrees
Luminance:	5000 Nits
Refresh rate:	Variable <800Hz
Control system:	LED Studio
Pixels per screen:	64x 72
LED Lightsource:	SMD5050 RGB
IP Rating:	IP65
Data connection:	Neutrik Ethercon
Power connection:	Neutrik Powercon
Lifetime:	50.000 Hours
Cooling:	Convection cooling
Maximum hanging height:	10 modules (7,2 m)





**Special features:**

- Easy to operate
- USB Mediaplayer support
- USB control and monitoring

**LS-120 Videoprocessor**

**101414 Basic Videoprocessor for LED Screen**

The LS-120 is the most basic LED Video Processor, which support 2 composite (CVBS), 1 VGA (RGBHV), 1 DVI (compatible with HDMI 1.3) and 1 USB Media input. The LS-120 can handle as well full HD1080p resolution input and output, with built in broadcasting quality motion adaptive de-interlace engine, true color reconstruction and dynamic range adjustment technology to fulfill high quality pixel based scale. Due to the USB input and 7x24 yearly schedule function the LS-120 is ideal for fixed install advertisement and mobile advertisement applications.



**Technical information:**

Function:	User defined pixel based scale
Support media files play by USB input	
Timing schedule support full year	
Support audio & video sync (by USB input)	
Max output resolution:	1920x1080x60Hz
Control:	Local front panel operation, Remote USB control
Power supply:	AC 85-264V
Power consumption:	25W
Operating temperature:	0-40 degrees
Operating humidity:	10% -85%
Dimensions:	480mm x 268mm x 44m

**Reverze 2011 (Sportpaleis & Lotto Arena - Antwerp (B))**

Producent:	Baso Events (B)
Supplier Lights Sportpaleis (B):	EML-Productions - Boortmeerbeek (B)
Supplier Lights / Effects / LED screens/Motion control:	Distribution - Meise (B)
Director/Light Design:	Frank Verstraeten (B)
Decor:	The Maximizer (B)
Laser:	Laser Image (B)
Special Effects:	Davico -Deerse (B)
Supplier Sound & Lights Lotto Arena (B):	PFL - Lille (B)

Lots of DMT Led Pixel screens P-25 Led smd pro (101170)

**Special features:**

- Signal-HUB for LED screens.
- 1 in/8 out or 2 in/4 out function
- Automatically switching between user modes.
- Easy to use

**S6010 HUB for Pixelscreen/Mesh****101412**

The S6010 is a dedicated HUB which can work all DMT Pixelscreens and Pixelmesh. It can work either as a splitter with 1 Input signal and 8 output signals either as a splitter for 2 Inputs and two times 4 outputs.

The S6010 enlarge the reliability of your LED screen systems and makes cabling more easy. It is not longer needed to connect all screens in one long daisy chain, but you can split them in multiple sections for more easy setup and userfriendliness.

The S6010 automatically switches between the 1 or 2 Input version depending on the number inputs giving to the S6010.

Up to 8 units can be used in cascade creating a HUB from 1 in up to 64 outputs.

A truly versatile and powerful tool for all professionals working with DMT Pixelscreens and Pixelmesh.

**Technical information:**

Power input:	100-240V / 50/60 Hz
Power consumption:	50W
Power connector:	IEC
Input:	RJ-45
Output:	RJ-45
Protocol:	Dedicated LED screen protocol as used in DMT Pixelscreens and Pixelmesh
Mode:	1 Input - 8 Output and 2 Input - 4 Output
Max units:	up to 8 pieces can be used together




## EX-701 Control Board

### 101411 for LED screen adjustment

The EX-701 is an additional PCB to use with your LED screen once you use it for fixed installations. It offers the following functions:

- 1) Remote control For turning on and off the power supply of LED Display on remote by software.
- 2) Light Sensor. The Light sensor can control the brightness of your LED screen automatically which saves you energy and enlarges the lifetime of your LED screen.
- 3) Temperature Sensor Detect the temperature inside and outside the display, also with the function to show the outside temperature on the LED display. Further more, via the LedStudio software, you can set the temperatures on which (external) fans should be switched on.
- 4) Humidity Sensor With the function to detect the outside humidity, This also can be shown on the LED display by LED studio software.

The EX-701 is the ideal solution to control your LED screen in any outdoor application.



#### Special features:

- Brightness Control
- Humidity Control
- Temperature control



#### Front-view fabric

- 100460** for 100430 screen, 100"
- 100461** for 100431 screen, 120"
- 100462** for 100432 screen, 150"
- 100463** for 100433 screen, 200"

#### Rear-view fabric

- 100464** for 100430 screen, 100"
- 100465** for 100431 screen, 120"
- 100466** for 100432 screen, 150"
- 100467** for 100433 screen, 200"

#### Front-view fabric

##### **100460** for 100430 screen, 100"

Technical information:	
Size:	100"
Viewing Area:	2032 x 1524
Gain:	1.0
Viewing Angle:	160

##### **100462** for 100432 screen, 150"

Technical information:	
Size:	150"
Viewing Area:	3048 x 2286
Gain:	1.0
Viewing Angle:	160

#### Rear-view fabric

##### **100464** for 100430 screen, 100"

Technical information:	
Size:	100"
Viewing Area:	2032 x 1524
Gain:	0.8
Viewing Angle:	140

##### **100466** for 100432 screen, 150"

Technical information:	
Size:	150"
Viewing Area:	3048 x 2286
Gain:	0.8
Viewing Angle:	140

##### **100461** for 100431 screen, 120"

Technical information:	
Size:	120"
Viewing Area:	2438 x 1828
Gain:	1.0
Viewing Angle:	160

##### **100463** for 100433 screen, 200"

Technical information:	
Size:	200"
Viewing Area:	4046 x 3048
Gain:	1.0
Viewing Angle:	160

##### **100465** for 100431 screen, 120"

Technical information:	
Size:	120"
Viewing Area:	2438 x 1828
Gain:	0.8
Viewing Angle:	140

##### **100467** for 100433 screen, 200"

Technical information:	
Size:	200"
Viewing Area:	4046 x 3048
Gain:	0.8
Viewing Angle:	140

**PSK-88****D1285 KB-88 IP68 USB Compact Keyboard**

The PSK-88 is a USB keyboard with IP68 protection grade. Due to this high protection grade it is very suitable for use with MP3 software systems either media servers or light controllers which are used intensively on the road.

Due to the compact size of the keyboard it will fit in any 19" rackdrawer.

**Special features:**

- IP-68 Rated
- Compact size
- Industrial design
- Washable

**Technical information:**

Compatibility:	Microsoft Windows 7/Vis-taXP/2000/ME/98
Language layout:	English
Communication:	USB 1.1, PS/2 & USB+PS2
Key layout:	86 keys + 12 function keys
Protection level:	IP68

**PSM-22****D1286 DMT LM-36 IP68 Wireless Laser Mouse**

The LM-36 is a wireless laser mouse with IP68 protection grade. Due to this high protection grade it is very suitable for use with MP3 software systems either media servers or light controllers which are used intensively on the road.

It works on 2.4GHz frequency and has a working distance up to 10 meter.

**Special features:**

- Wireless
- Laser Technology
- IP68 rated
- Industrial design

**Technical information:**

Frequency:	2.4 GHz
Synchronization:	Automatic
Working distance:	10 meter
optical sensor:	800dpi with 3000 frames/second scan rate
Compatibility:	Microsoft Windows 7/Vista/XP/2000/ME/98
Communication:	Mini USB receiver
Layout:	Left & Right buttons, scroll wheel
performed by 3 buttons	
Protection level:	IP68

**DLD-72****101203 Dual 7" LCD Display 19" 3U**

The DMT DLD-72 is a professional rack mount double monitor system. It can be used for VJ monitoring, surveillance systems and any other multimedia setup where monitoring is necessary. It is equipped with the most common inputs, BNC, RCA and S-Video. You can adjust the screens to your desired settings by an easy menu for each screen separately.


**Technical information:**

Power Input:	100-230V 50/60 Hz
Power Consumption:	25W
Display Type :	7" TFT
Power Connector:	Europlug
Input Connectors:	BNC, S-Video, RCA
Output Connectors:	BNC, S-Video, RCA
Dimensions:	302 x 302 x 240mm
Weight:	3.2Kg

**Special features:**

- 3HE 19" rack mount
- BNC, S-Video & RCA inputs
- 7" TFT
- Menu to adjust screen settings



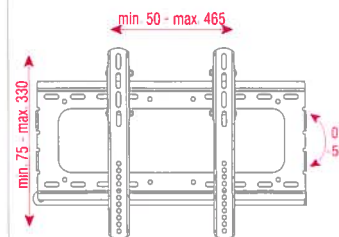


**PLB-2342**

**100258** 23" - 42" LCD Bracket

**Technical information:**  
 Screensize: 23" - 42"  
 Max load: 75 kg  
 Mounting Pattern: 465 x 330  
 Max VESA: 400 x 200 mm compliant  
 Tilt adjustment: 0 degrees or 5 degrees up.  
 Weight: 2,5 kg

**Measurements:**


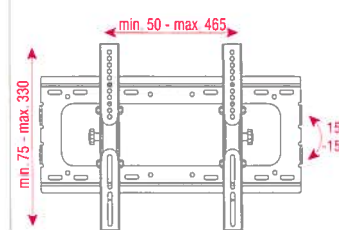


**PLB-2342A**

**100259** 23" - 42" LCD Bracket 15 degree adjustable

**Technical information:**  
 Screensize: 23" - 42"  
 Max load: 75 kg  
 Mounting Pattern: 465 x 330  
 Max VESA: 400 x 200 mm compliant  
 Tilt adjustment: 15 degrees up, 15 degrees down.  
 Weight: 3 kg

**Measurements:**

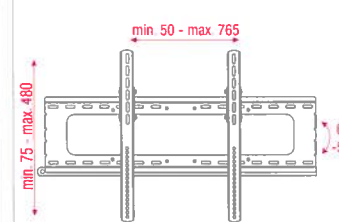


**PLB-3260**

**100256** 32" - 60" LCD Bracket

**Technical information:**  
 Screensize: 32" - 60"  
 Max load: 75 kg  
 Max VESA: 600 x 400 mm compliant  
 Mounting Pattern: 765 x 480 mm  
 Tilt adjustment: 0 degrees or 5 degrees up.  
 Weight: 3,4 kg

**Measurements:**

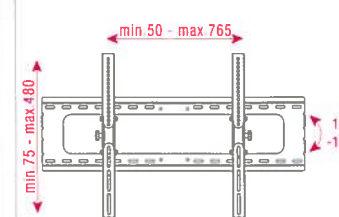


**PLB-3260A**

**100257** 32" - 60" LCD Bracket 15 degree adjustable

**Technical information:**  
 Screensize: 32" - 60"  
 Max load: 75 kg  
 Mounting Pattern: 765 x 480  
 Max VESA: 600 x 400 mm compliant  
 Tilt adjustment: 15 degrees up, 15 degrees down.  
 Weight: 3,7 kg

**Measurements:**





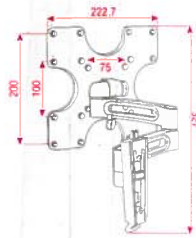
### LCD-106 LCD Bracket Long

100252B Up to VESA 200, Black

**Technical information:**

Max. weight: 18 kg  
Tilt: 15 degrees up, 10 degrees down  
Pan: 90 degrees left, 90 degrees right  
Fits VESA200, 100 x 200, 100, 75 standards  
Aluminium construction  
Integrated bubble level and cable management

**Measurements:**



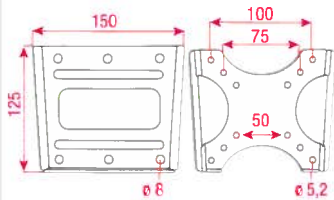
### LCD-202 LCD Bracket Flatmount

100253B for 13" - 27" - Up to VESA 100, Black

**Technical information:**

Max. weight: 25 kg  
Fits VESA100, VESA75 standards  
Steel construction  
Safety screws

**Measurements:**



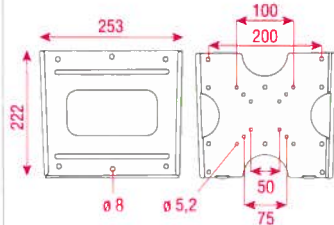
### LCD-203 LCD Bracket Flatmount

100254B for 13" - 27" - Up to VESA 200, Black

**Technical information:**

Max. weight: 35 kg  
Fits VESA200, 100 x 200, 100, 75 standards  
Steel construction  
Safety screws

**Measurements:**



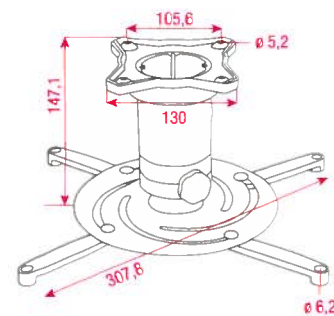
### PRB-4

100236B Universal Ceiling Bracket for Projector, Black

**Technical information:**

Max. weight: 13,5 kg  
Aluminium construction  
Adjustable tilt  
Integrated cable management

**Measurements:**



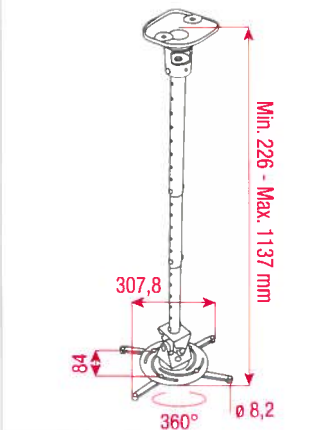
### PRB-5

100237B Universal Ceiling Bracket for Projector - Adjustable, Black

**Technical information:**

Max. weight: 13,5 kg  
Min. height: 22,6 cm  
Max. height: 113,5 cm  
Adjustable tilt  
Integrated cable management  
Aluminium construction  
Easy installation

**Measurements:**





**Special features:**

- Double Positioning
- Auto-Balancing Mechanism
- Brake Mechanism
- Cable management



**MPL-160 Motorized Projector Lift - 160cm**


**100650**

**Technical information:**

Voltage:	230V/50Hz
Power Consumption:	170W
Maximum Weight Capacity:	20Kg
Suitable Size Projectors (LxWxH):	180 x 530 x 470mm
Remote incl:	RF-Remote
Measurements (LxWxH):	644 x 644 x 600mm
Weight:	45Kg

**Special features:**

- Double Positioning
- Auto-Balancing Mechanism
- Brake Mechanism
- Cable management



**MPL-270 Motorized Projector Lift - 270cm**

**100651**

**Technical information:**

Voltage:	230V/50Hz
Power Consumption:	170W
Suitable Size Projectors (LxWxH):	180 x 530 x 470mm
Measurements (LxWxH):	644 x 644 x 685mm
Remote incl:	RF-Remote
Maximum Weight Capacity:	20Kg
Weight:	51,4Kg

	A	B	C	D	E	f	G
<b>100650</b>	644	644	600	1600	586	586	270
<b>100651</b>	644	644	685	2700	586	586	270



## PRB-6 Projector Bracket 30-40cm

100234

### Technical information:

Weight:	1,72 kg
Projector holes:	40 – 310mm
Length mounting bracket:	300 – 400mm
Maximum Weight:	20 kg
Horizontal angle:	±5 degrees
Vertical angle:	±15 degrees



### Special features:


- Adjustable Main Bar
- Wires collection
- Precise adjustment

## PRB-7 Projector Bracket 40-60cm

100233

### Technical information:

Weight:	2 kg
Projector holes:	40 – 310mm
Length mounting bracket:	400 – 600mm
Maximum Weight:	20 kg
Horizontal angle:	±5 degrees
Vertical angle:	±15 degrees




### Special features:

- Adjustable Main Bar
- Wires collection
- Precise adjustment

**Special features:**

- Multifunctional use
- Compact
- Lightweight
- Affordable



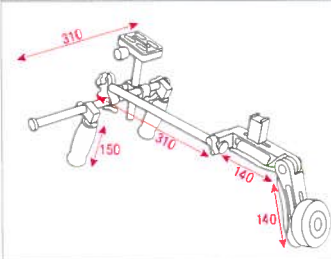
**FTV-50**

**102010 DSLR Support Kit**

DMT DSLR/HDV Support kit is a professional system which is newly designed for the high-definition DSLR cameras and digital videos, to meet various shooting purposes of photographers. Its ideal balance system provides a steady support in nearly all circumstances giving the user maximum freedom.



**Measurements:**



**Technical information:**


Weight: 2Kg  
Counter weight: 0.7Kg



**Dolly for CAM series**

**102012**

The dolly fits all the 5 models in the CAM series and is an ergonomically and economical solution to make you CAM stand more mobile.



**Technical information:**

Weight: 2,4Kg  
Max Load: 10K g  
Wheel diameter: 75 mm

**7" Accessory clamp arm**

**102011 for FTV series and DSLR camera**

7" accessory arm adaptor. For use with FTV-50 DSLR Support Kit (102010) or directly on any DSLR camera. The arm construction can be positioned in many different angles and completely locked with one screw. It has two swivel couplings and the ends and one rotating coupling in the middle.

**Technical information:**

Screw thread: 1/4"  
Mount: Hot shoe  
Weight: 0.2Kg  
Full length: 18cm  
Diameter: 12mm

**Special features:**

- locked with one screw
- 1/4" screws and shoe mount
- For all DSLR accessories
- Can be adjusted at all angles





## CAM-270 Pro Camerastand 1.55m

**102005** Including carrying bag and fluid head

The CAM-270 is the smallest and lightest among the CAM series. It has been designed specifically for the new digital age of smaller, lighter one-piece DV Camcorders. Offering many features of the top grade heads with favorable price.



### Technical information:

Tilt range:	+90 degree / -65 degree
Payload:	2 kg
Bowl size:	75mm
Counterbalance:	Fixed
Pan and Tilt Drag Control:	Fixed
Camera Fixing:	1/4" 3/8"
Weight:	4,4 kg
Folded size:	760mm
Height:	720 - 1575mm
Accessories:	Fluid head, Carrying bag (both included)

### Special features:

- Bubble level with background light
- Large Quick release plate
- Lightweight



## CAM-370 Pro Camerastand 1.55m

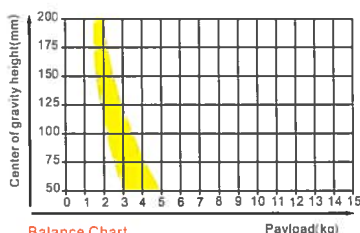
**102006** Including carrying bag and fluid head

The CAM-370 is a lightweight stand ideal for DV cameras. The continuously variable perfect counterbalance system let you easily set the right amount of counterbalance in order that your camera remains perfectly balanced wherever it is positioned.



### Technical information:

Tilt range:	+90 degrees / -65 degrees
Payload:	1,5 - 3 kg
Bowl size:	75mm
Counterbalance:	Fully variable
Pan&Tilt drag control:	Fixed
Camera fixing:	1/4 & 3/8
Folded height:	790mm
Height:	750-1560mm
Accessories:	Fluid head, Carrying bag (both included)



Balance Chart

Payload(kg)

### Special features:

- Bubble level with backlight
- Large quick release plate
- Including carrying bag
- Lightweight





- Special features:**
- Bubble level with backlight.
  - Lightweight
  - Large Quick release plate
  - Fully variable counterbalance

**CAM-470 Pro Camerastand 1.8m**

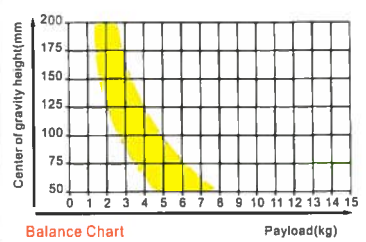
**102007** Including carrying bag and fluid head

The CAM-470 is a professional tripod stand suitable for both video and photo camera's. It is suitable for cams between 2,5 and 4 kg and has a fully variable counterbalance and pan & tilt drag control.



**Technical information:**

Tilt range:	+90 degrees / -65 degrees.
Payload:	2,5 - 4kg
Bowlsize:	75mm
Counterbalance:	Fully variable
Pan&Tilt Drag control:	Fully variable
Camera Fixing:	1/4, 3/8
Folded height:	900mm
Height:	860 - 1920mm
Accessories:	Fluid head, Carrying bag
(both Included)	







## GAM-590 Pro Camerastand 1.7m

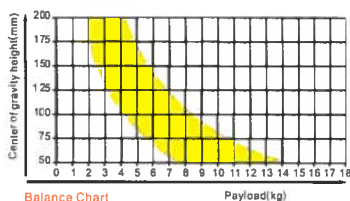
**102008** Including carrying bag and fluid head

The GAM-590 offers exceptional versatility for today's professional ENG, educational and corporate customer who uses the higher specification camera system. Continuously variable counterbalance system and fully variable pan & tilt drag control are the ideal companion for the professional who demands only the best.



### Technical information:

Tilt range:	-90 degrees / + 90 degrees
Payload:	3 - 7 kg
Bowl size:	100mm
Counterbalance:	Fully variable
Pan & Tilt Drag Control:	Fully variable
Camera fixing:	1/4", 3/8"
Folded height:	850mm
Height:	515-1695mm
Accessories:	Fluid head, Carrying bag
(both included)	



Balance Chart

Payload(kg)

### Special features:

- Bubble level with backlight
- Variable Counterbalance
- Large Quick release plate
- Rubber feet with spikes



**Special features:**

- Bubble level with backlight
- Groundspreader
- Large quick release plate
- Including carrying bag



**CAM-690 Pro Camerastand 1.7m**

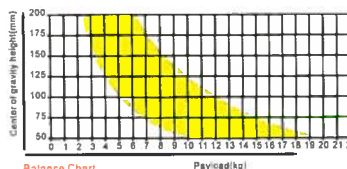
**102009** Including carrying bag and fluid head

The CAM-690 offers exceptional versatility for today's professional ENG, educational and corporate customer who uses the higher specification camera system. Continuously variable counterbalance system and fully variable pan & tilt drag control are the ideal companion for the professional who demands only the best.



**Technical information:**

Tilt range:	+90 degrees / - 90 degrees
Payload:	4.0 - 10 kg
Bowlsize:	100mm
Counterbalance:	Fully variable
Pan&Tilt Drag control:	Fully variable
Camera fixing:	1/4", 3/8"
Folded height:	850mm
Height:	515 - 1695mm
Accessories:	Fluid head, Carrying bag
(both included)	





## Black Shield 20 Camera Bag

102030 Professional DV carrying bag

### Technical information:

External dimensions: 51 x 27 x 26cm  
 Internal dimensions: 41.5 x 21.5 x 22.5cm  
 Material: Waterproof and wearable 1680D nylon + YKK waterproof zipper  
 Color: Black  
 Net weight: 2,7kg



## Black Shield 30 Camera Bag

102031 Professional DV carrying bag

### Technical information:

External dimensions: 66 x 24 x 33.5cm  
 Internal dimensions: 63.5 x 18 x 30cm  
 Material: Waterproof and wearable 1680D nylon + YKK waterproof zipper  
 Color: Black  
 Net weight: 3,5kg



## Black Shield 50 Camera Bag

102032 Professional DV carrying trolleybag

### Technical information:

External dimensions: 72 x 38.5 x 36.5cm  
 Internal dimensions: 62 x 33 x 28cm  
 Material: Waterproof and wearable 1680D nylon + YKK waterproof zipper  
 Color: Black  
 Net weight: 6,7kg





# THE CORE series



## Introducing the next dimension for DJ's!

### Core DJ Series

The DAP CORE series is a selection of products, which are specially made for DJ's and designed by DJ's. The DAP CORE series contains mixers, CD Players, Media players, MIDI controllers and in the future DAP will keep adding new innovative DJ products. Special care has been taken for functionality, design and most important quality to give you the best gear. All CORE products are equipped with high grade components. If you want to start your DJ career now or if you are already performing, the DAP CORE series will fulfill your needs in creative DJ-ing





**Special features:**

- 2 USB PC/MAC audio interfaces
- High quality components and structure
- 60mm VCA faders
- MP3 USB SD recorder
- LED VU meter each channel



**CORE MIX-2 USB**

**D2302 2 Channel DJ mixer with USB interface**

The CORE MIX-2USB is a basic 2 channel analogue DJ mixer. It has 4 analogue inputs and 2 independent USB audio interfaces. This makes it easy to connect your laptop and route the output of your DJ software directly through the MIX-2 USB. The headphone output has a low tone control which makes it possible to adjust your favorite sound. Both channel and cross-faders have fader curve selections. All the pot meters are locked below the surface for extra stability and it has a separate fader print board for easy maintenance. It has a MP3 module which can record and playback your life performance directly on a USB or SD device.



**Technical information:**

Inputs channels:	1 x Microphone, combi XLR/Jack 4x Line, RCA 1x Phono, RCA 2 x USB, type B
Output channels:	1 x Record, RCA 1 x Master unbalanced, RCA 1 x Master balanced, XLR 1 x Headphones, 6,3mm Jack 2 x USB, type B
USB Port:	Audio in- & output interface for PC & Mac, 48 KHz, 16 bit
Channel EQ range:	-26dB / +12dB
Microphone EQ range:	-12dB / +12dB
Frequency response:	20Hz -20KHz
T.H.D.:	<0.1%
MP3 Module:	128Kbit 44.1 Khz, Max 16GB
Dimensions:	240 x 300 x 88 (WxDxH)
Power supply:	100-240V AC, 50/60Hz
Power consumption:	8 Watt
Weight:	3 Kg
Full specification available in manual	





**Special features:**

- 2 USB PC/MAC audio interfaces
- 60mm VCA faders
- MP3 USB SD recorder
- Variable FX send / Return each channel
- LED VU meter each channel



**CORE MIX-3 USB**

**D2303 3 Channel DJ mixer with USB interface**

The CORE MIX-3USB is a DJ mixer with 8 analogue inputs and 2 independent USB audio interfaces. This makes it easy to connect your laptop and route the audio of your DJ software directly through the MIX-3 USB. It has an independent variable fx send for each channel which makes it possible to be creative with external effects. The return is controlled by a 45mm fader. The microphone channel has a 3 band EQ, talk-over function and an on/off switch to make MC-ing save and easy for party jocks & MC's. Low tone control on the headphone output makes it possible to adjust your favorite sound. All the pot meters are locked below the surface for extra stability and it has a separate fader print board for easy maintenance. It is equipped with unbalanced and balanced outputs with trim function and has a MP3 module which can record and playback your life performance directly on a USB or SD device.

**Technical information:**

Inputs channels: 1 x Microphone, combo XLR/Jack  
6 x Line, RCA  
2 x Phono, RCA  
2 x USB, Type B  
1 x Return, RCA

Output channels: 1 x Record, RCA  
1 x Booth, RCA  
1 x Master unbalanced, RCA  
1 x Master balanced, XLR  
1 x Headphones, 6.3mm Jack  
2 x USB, Type B  
1 x Send, RCA

USB Port: Audio in- & output interface for PC & Mac, 48 KHz, 16 bit  
Channel EQ range: -26dB / +12dB  
Microphone EQ range: -12dB / +12dB  
Frequency response: 20Hz -20Khz  
T.H.D: <0.1%  
MP3 Module: 128Kbit 44.1 KHz, Max 16GB  
Dimensions: 268 x 380 x 88 (WxDxH)  
Power supply: 100-240V AC, 50/60Hz  
Power consumption: 10 Watt  
Weight: 4 Kg





**Special features:**

- 2 USB PC/MAC audio interfaces
- 60mm VCA faders
- MP3 USB SD recorder
- Variable FX send / Return each channel
- LED VU meter each channel

**CORE MIX-4 USB****D2304 4 Channel DJ mixer with USB interface**

The CORE MIX-4USB is a 4 channel DJ club mixer with 12 analogue inputs and 2 independent USB audio interfaces. This makes it easy to connect your laptop and route the audio of your DJ software directly through the MIX-4USB. It has an independent variable fx send for each channel which makes it possible to be creative with external effects. The return is controlled by a short fader. It has 2 microphone channels with a 3 band EQ, talk-over function and an on/off switch to make MC-ing safe and easy for party jocks & MC's. Low tone control on the headphone output makes it possible to adjust your favorite sound. All the pot meters are locked below the surface for extra stability and it has a separate fader print board for easy maintenance. It is equipped with unbalanced and balanced outputs with trim function and a MP3 player-recorder. The MP3 module can record and playback your live performance directly on a USB or SD device

**Technical information:**

inputs channels:	2 x Microphone, combo XLR/Jack 8 x Line, RCA 2 x Phono, RCA 2 x USB, Type B 1 x Return RCA
Output channels:	1 x Record, RCA 1 x Booth, RCA 1 x Master unbalanced, RCA 1 x Master balanced, XLR 1 x Headphones, TRS 6.3mm Jack 2 x USB, Type B 1 x Send, RCA
USB Port:	Audio in- & output interface for PC & Mac, 48 KHz, 16 bit
Channel EQ range:	-26dB / +12dB
Microphone EQ range:	-12dB / +12dB
Frequency response:	20Hz - 20Khz
T.H.D.:	<0.1%
MP3 Module:	128Kbit 44.1 Khz, Max 16GB
Dimensions:	310 x 380 x 88 (WxDxH)
Power supply:	100-240V AC, 50/60Hz
Power consumption:	13 Watt
Weight:	5Kg
Full specification available in manual	





**Special features:**

- USB slot
- 4 Cue / Loop memories
- BPM related effects and loops
- Accurate scratch function



**Core CDMP-750**

**DI155** Table top CD USB Player



Professional table top CD player with USB slot. The CDMP-750 has a high quality level and offers you all the tools to lift your beat mixing skills up to the next level. Seamless looping, adjustable BPM auto loop function, 4 memories for cues or loops, 5 BPM related effects, 8, 16, 100% pitch control with master tempo function, reverse play and scratch, it has all functionality to mix any kind of music. You can make a cue in scratch mode and adjust the touch sensitivity of the jog wheels. The USB slot can handle USB sticks and external hard disks with a maximum of 2Tbyte. The CDMP-750 has everything you need to start your professional DJ career now.

**Technical information:**

Pitch:	+/- 8/16/100% with master tempo
Memory:	4 hotcue's or Loops
Loop:	Seamless with reloop function
Autoloop range:	1/32 – 32 BPM related Bars
Jog wheel:	Search, pitch, scratch
BPM Effects:	Flanger, Filter, Echo, Pan, Chop
Start/brake time:	0,5 – 6 Seconds
Play:	Normal and Reverse
BPM:	Auto-count or TAP
Dynamic range:	> 75 dB
Compatible discs:	CD, CD-R, CD-RW, Audio & Data (MP3 files)
USB files:	MP3, max 8 levels down, 999 files
USB Format:	FAT, NTFS, HFS up to 2Tbyte
Display:	LCD with blue backlight
Anti-shock buffer:	15 seconds
ID-3 Tag:	V1.0 V1.1 V2.2 V2.3 V2.4
Power supply:	AC 230V, 50Hz
Power Consumption:	20W
Weight:	2,7 Kg
Dimensions:	427 x 345 x 221 (LxWxH mm)

Full specification available in online manual





**Special features:**

- 2 x USB slot MP3 Compatible
- ID-3 Tag on display
- 8 / 16 / 100% Pitch with Master Tempo
- 2 Cue / Loop memories

**Core CDMP-2200****D1166 19" Double CD USB Player**

The CDMP-2200 is a programmable professional 19" Double CD/MP3 player with USB slot for fixed installations or mobile Dj's. It has many functionalities like 8,16,100 pitch, master tempo, 2 hot cues, seamless loop, BPM related auto-loop and scratch. The USB port can handle USB sticks and external hard disks with NTFS and FAT formats up to 2Tbyte. It has a LCD display with all the important status information and ID-3 track info. The anti-shock memory will take care for smooth play back without interruptions in rough situations. Both USB slots are accessible by the left and right control unit.

**Technical information:**

Pitch:	+/- 8/16/100% with master tempo
Memory:	2 hot cues
Loop:	Seamless with reloop function
Auto-loop range:	1/32 – 32 BPM related Bars
Jog wheel:	Search, pitch, scratch
BPM:	Auto-count or TAP
Program function:	Max 99 Steps
Dynamic range:	> 75 dB
Compatible discs:	CD, CD-R, CD-RW, Audio & Data (MP3 files)
USB files:	MP3, max 8 levels down, 999 files
USB Format:	FAT, NTFS, HFS up to 2Tbyte
Display:	LCD with blue backlight
Anti-shock buffer:	8 seconds
ID-3 Tag:	V1.0 V1.1 V2.2 V2.3 V2.4

Power supply:	AC 230V, 50Hz
Power Consumption:	25W
Weight:	6,5 Kg
Dimensions main unit:	483 x 250 x 88 (LxDxH mm)
Dimensions control unit:	483 x 70 x 88 (LxDxH mm)

Full specifications available in online manual



**Special features:**

- Large 134mm jog-wheels with adjustable touch sensitivity
- 4 Deck controller for any kind of DJ software
- Booth monitor & balanced master output
- Microphone & 2 analogue inputs
- 4 in, 4 out audio interface
- Including Virtual DJ LE



**CORE Kontrol D4i**

**D1260** 4 Channel Midi controller with 2 analogue inputs



The CORE Kontrol D4i is a professional DJ midi controller with 2 analogue inputs for line or phono devices and a separate input for a microphone. It has a 4 channel mixer and 2 decks which can be shifted into a second virtual deck to control a 4 deck setup. The mixer has a filter for each channel, assignable cross-fader and separate control for master and booth volume. The decks have 134mm jog-wheels with adjustable touch sensitivity for better control and scratch routines. The CORE Kontrol D4i is equipped with a 16Bit 44.1 KHz 4 in, 4 out audio interface. It is possible to connect a PA system, booth monitors, a pair of headphones and a microphone directly on the controller. This makes the D4i ready for on stage performance. The CORE Kontrol D4i is the all in one solution for digital Dj-ing or Vj-ing with more than 100 controllers for any software. The CORE Kontrol comes together with virtual DJ LE.

**Technical information:**

Channels:	4
Decks:	4
Controllers:	74
Soundcard:	4 In / 4Out 16Bit 44.1KHz
Inputs:	1 x Microphone, 6,3mm Jack 2x Line, RCA 2x Phono, RCA
Outputs:	1 x Master unbalanced, RCA 1 x Master balanced, XLR 1 x Booth, RCA 1 x Headphone, 6,3mm Jack
Power-supply:	USB or external adapter 7,5V DC
Power consumption:	2000mA
Dimensions:	474 x 334 x 66 3WxDxH
Weight:	2.65 Kg
Full specifications available in manual	



**Special features:**

- Over 80 controllers
- Smart loops, hot cues & needle drop
- Touch sensitive jog-wheels
- Low latency 4 Channel audio interface
- Balanced XLR outputs
- Including Virtual DJ LE

**CORE Control D2****D1261 2 Deck DJ Midi controller with audio interface****VIRTUAL DJ  
LIMITED EDITION**

The CORE Control D2 is a compact and full feature 2 channel DJ midi controller. It has an integrated 24Bit 96Khz 4 channel low latency USB soundcard which makes it possible to connect your sound-system, headphone and microphone directly to the controller. The outputs are unbalanced RCA and balanced XLR so you can connect professional high power PA systems without worrying about the sound quality. All functionalities, which a professional DJ needs these days, are present at the CORE Control D2: hot cues, needle drop, smart loops, FX control, Filter, 3 Channel EQ with kill function and touch sensitive jog-wheels with scratch. The needle drop function gives you the possibility to scroll through a complete song by sliding your finger over a touch sensitive strip. The smart loop system has 2, 4 and 8 beat quick trigger buttons and an innovative loop length multiplier /divider switch. The CORE Control D2 has enough backlit buttons, switches, sliders and rotaries to get full control of any kind of DJ software. To start DJ-ing directly Virtual DJ LE is included.

**Technical information:**

Decks:	2
Controllers:	82
Soundcard:	4 Channel 24Bit 96Khz
Input:	microphone, 6.3mm jack
Outputs:	Master, XLR & RCA
Headphone:	6.3mm jack
Power-supply:	USB or external adapter
Power consumption:	5V DC, 1000mA
Dimensions:	420 x 252 x 75mm (WxDxH)
Weight:	2,2 Kg
Full specification available in manual	

**CORE Control D2 power adapter****D1262 5V DC 500mA**

This adapter is only needed when your laptop or PC does not provide enough power on the USB port. Most windows machines don't need this adapter but MacBook often does.

**Technical information:**

Type:	Switching power supply
Input:	AC 100-240V 50/60Hz
Output:	DC 5V 1A
Connector:	Positive polarity

**CORE Control D2 19" rackmounts****D1263**

The optional rack mounts are be useful if you like to mount the D2 into a 19" flightcase.



**Special features:**

- Record VU indication
- Adjustable record input volume
- Remote control included

**CDR-110 CD/USB Recorder MKII**

D1255




The DAP CDR-110 combines a CD-player with a USB/SD MP-3 player/recorder in only 1U. A must have for each effect-rack, but also very suitable to be built into fixed installations. Please note that due to the USB/SD card functionality the record button always has a 3 sec delay as it needs to search the right source. For easy operation the CDR-110 comes including IR remote control. A clear and bright display shows you the status of the unit and track. This MKII update has an record level potmeter and a level VU level indication at the front.



**Technical information:**

Power supply:	AC 230V - 50 Hz
Power consumption:	50 Watt
Input:	USB memory stick, SD/MMC card slot, CD, RCA stereo audio signal
THD:	1 kHz, <0,3%
S/N Ratio:	> 60 dB
Separation:	> 60 dB
Output level:	1 kHz / o dB = 1,2V +/- 2 dB
Mac record input:	800mV
Dimensions:	482 x 250 x 44 mm
Weight:	3,1 kg
Accessories:	Remote control



**Special features:**

- Easy connection of your amprack
- Compact size
- Multifunctional

**ACU-100 Black**

D1932B Audio Connection Unit

The DAP ACU-100 is a professional connection unit with 2 x XLR line-in, 2x XLR line-out and Speakon speaker-connectors for Low, Mid/High and bi-amping operation. At the backside of the ACU you'll also find a 230V power outlet for the connection of a powersplitter.

**Technical information:**

Length speaker cable:	1.5m
Length power cable:	1.5m
Length signal cable:	0.6m
Dimensions:	19 inch x 1U
	483 x 70 x 45 mm (LxWxH)
Weight:	1,5 kg
Power connector:	not included





**MMIX-4****D1965 4 channel personal monitor mixer**

The DAP MMIX-4 is a basic 4 channel mixer that can be used for many applications. Because of the split outputs it is ideal to use as sub-mixer or monitor mixer when you use in ear systems. It has 4 combo inputs for line or instrument signals and an aux input which makes it easy to expand if you like to combine more MMIX-4 mixers.

**Technical information:**

Input connectors:	XLR / Jack combo
Main output connectors:	6,3mm Jack
Aux input connectors:	6,3mm Jack
Split output connectors:	XLR
Output level (max):	6.5 dB
Frequency response:	22-22.000 Hz
Distortion:	<0.025%
Noise:	<61dB
Input impedance:	5.9 KOhm
Aux impedance:	18,2 KOhm
Output impedance:	1KOhm bal / 500 Ohm unbal.
Dimensions:	205 x 212 x 43,5 (Dk-WxH)
Power consumption:	12Watt
Weight:	1,41 Kg

**Special features:**

- XLR / Jack combo inputs
- Split outputs
- Compact
- Ideal for in-ear pre-mix

**SC-25 Hum eliminator RCA****D1525****Technical information:**

Input:	RCA
Output:	RCA
Dimensions:	100 x 55 x 30
Weight:	300 gram

**PDI-200****D1944 Stereo passive direct injection box**

The PDI-200 is a two-channel passive direct injection box. It converts your HI-Z signal into a LO-Z signal. You do not need a battery or phantom power for this direct box. It has very wide applications, great for keyboard signals, acoustic & electric guitar signals and any other instrument signals that need to be plugged into a snake on stage.

**Technical information:**

Input:	6,3mm Jack
Link:	6,3mm Jack
Output:	XLR Male
Input Impedance:	50.000 Ohms
Output Impedance:	500 Ohms
Frequency Response:	30 – 50.000 Hz (1 dB)
THD at 400 Hz:	0.003%
Fixed Natural Attenuation:	20 dB
Attenuation Settings:	0, 20, 40 dB
Crosstalk at 1 kHz at 0 dBu:	-96 dBu
Dimensions:	140 x 110 x 55 mm
Weight:	1.1 kg

**Special features:**

- Road proof housing with rubber feet
- Low distortion
- No power supply needed
- 0, 20, 40db attenuation settings



**Special features:**

- Complete ready to use mic set
- 6M XLR Cable
- Microphone with on/off switch
- D8301 Microphone stand

**MS-3 Starter Microphone Set**

**D1349** Incl. Mic, Stand, Clamp, Cable

The MS-3 microphone set is a complete microphone set for starters. It includes a dynamic microphone with on / off switch, the D8301 stand with flexible microphone clamp and a 6m Cable. It is a very affordable set which is ideal for schools, musicians and mobile Dj's.

**Special features:**

- Complete ready to use mic set
- 6M XLR Cable
- Stand with metal base part

**MS-4 Professional Microphone Set**

**D1350** Incl. Mic, Stand, Clamp, Cable, Pouch

The MS-4 microphone set is a complete microphone set for professionals. It includes a dynamic microphone, a telescope microphone stand with metal base, flexible rubber microphone clamp, 6m Cable and a bag. This set is a ready to use solution for on stage use.

**Special features:**

- High SPL
- Designed for close amp mic-ing

**DM-35**

**D1356** Guitar amp microphone

The DM-35 is special designed for mic-ing guitar amps. Due to the high SPL capacity and flat pop screen design it can be used for close mic-ing instrument amplifiers. It is suitable for guitar and bass guitar amplifiers.

**Microphone holder**

**D8946** 20-24 mm rubber clamp

Superb microphone clamp which eliminates stage and stand rumble made of rubber and doesn't scratch your microphones.



**Technical information:**

Microphone stand: D8301  
Cable: XLR male / female 6M  
Clamp: Flexible rubber

Microphone  
Switch: On / Off  
Element: Moving Coil Dynamic  
Polar pattern: Cardioid  
Frequency response: 50Hz - 15Khz  
Output impedance: 600 Ohm (1 KHz)



**Technical information:**

Element: Moving Coil Dynamic  
Polar pattern: Cardioid  
Frequency response: 50Hz - 16Khz  
Output impedance: 500 Ohm (1 KHz)

**Technical information:**

Type: Dynamic  
Polar Pattern: Super cardioid  
Frequency Response: 80-18.000 Hz  
Sensitivity: -55 dBV/Pa (1.8 mV)  
Output Impedance: 200 Ω  
Max. SPL: 150 dB SPL  
Connector: 3p. XLR  
Dimensions: Ø60x127x36 mm  
Net Weight: 0.17 Kg  
Accessories: gooseneck clamp, mic clip, pouch  
\*1 Pa = 94dB SPL





**DM-45****D1353 Dynamic Instrument Microphone**

The DM-45 is a dynamic super cardioid microphone designed for instruments like, strings, brass, percussion, acoustic guitars and guitar amplifiers. It has a wide and flat frequency response to achieve a natural sound and high gain before feedback. The built-in hum-bucking circuit effectively reduces interferences. A mic clip, drum clamp and shock mount are all included together with a pouch to fulfill many applications.

**Special features:**

- 3 different mic clamps included

**Technical information:**

Type:	Dynamic
Polar Pattern:	Super cardioid
Frequency Response:	50-18,000 Hz
Sensitivity:	-54 dBV/Pa* (2.0 mV)
Max SPL:	135 dB
Impedance:	200 Ω
Power supply:	none
Connector:	3p. XLR (male)
Accessories:	Mic Clip, shock mount, drum clamp, 5/8"-3/8" Threaded Adapter, Pouch
Dimensions:	Ø42.5x144.0 mm
Net Weight:	0,2 Kg
*1 Pa = 94dB SPL	

**CM-45****D1354 Overhead Instrument Microphone**

The CM-45 is a back electret condenser microphone to be used as overhead. It's suitable for mid to high frequency instruments and capable to resist high SPL without distortion. This makes it also a good overhead solution for drums. It has a low cut filter and pad switch which makes it more flexible for different situations.

**Special features:**

- -10dB Pad switch
- Low cut filter
- Including D8946 microphone clamp

**Technical information:**

Type:	Back electret, Ø16 mm
Polar Pattern:	Cardioid
Frequency Response:	40-20,000 Hz
Low Frequency Filter:	80 Hz, 12 dB/oct
Pad:	-10 dB
Sensitivity:	-43 dBV/Pa* (7.1 mV)
Max SPL:	140 dB SPL
Impedance:	200 Ω
S/N Ratio:	69 dB
Equivalent Noise SPL:	25 dB
Dynamic Range:	115 dB
Power supply:	12-52V Phantom
Connector:	3p. XLR (male)
Accessories:	D8946 Clip, 5/8"-3/8" Threaded Adapter, windscreen, Pouch
Dimensions:	Ø29x240 mm
Net Weight:	0,3Kg
*1 Pa = 94dB SPL	

**CM-95****D1355 Boundary kick drum microphone**

This low profile boundary kick drum mic gives you a drum sound with an excellent attack and punch. It can handle very high SPL's and should be used in the kick drum on a pillow or other surface. To get more flexibility and create a better drum sound you can use it together with the DAP DM-55 (D1357). The CM-95 has a fixed cable of 1.5m with an XLR connector.

**Special features:**

- Combine with DM-55 for an excellent kick drum sound

**Technical information:**

Type:	Back electret, Ø14 mm
Polar Pattern:	Cardioid
Frequency Response:	30-18,000 Hz
Sensitivity -60 dBV/Pa* (1 mV)	
Max SPL:	149 dB SPL
Impedance:	600 Ω
S/N Ratio:	70 dB
Equivalent Output Noise:	24 dB
Dynamic Range:	125 dB
Power supply:	12-52V Phantom
Connector:	3p. XLR (male) (1.5m Cable)
Accessories:	Pouch
Dimensions:	Ø85x20.5 mm
Net Weight:	0,270Kg
*1 Pa = 94dB SPL	

**DM-55****D1357 Kick drum mic**

This DM-55 kick drum mic has a more warm sound and can handle higher SPL's than the DM-20. If you use it together with the CM-95 (D1355) to be more flexible of creating your own drum sound.

**Special features:**

- Combine with CM-95 for an excellent kick drum sound

**Technical information:**

Type:	Dynamic
Polar Pattern:	Super cardioid
Frequency Response:	30-10,000 Hz
Sensitivity:	-61 dBV/Pa (0.9 mV)
Output Impedance:	200 Ω
Max SPL:	148 dB SPL
Connector:	3p. XLR
Dimensions:	Ø58x140 mm
Net Weight:	0.36 Kg
Accessories:	Clip with screw knob, threaded adapter, Pouch



**WPS Guitar**

**D1456** Wireless guitar system 16 freq. 863-865Mhz

The DAP WPS Guitar is a wireless guitar set with 16 switchable frequencies in a bandwidth of 863 – 865 MHz. This means that it can be used in many different countries. It has a very compact "jack style" transmitter. The jack plug on the transmitter can be set into a desired angle to fit many kind of guitar outputs, so no need to wear a belt-pack anymore. It only needs one AAA battery to work for 8 hours and can be used within a distance of 30 meters. It's easy to use and has a 16-step switch to select your desired frequency, a switch to turn on/off or mute and a gain setting. The diversity receiver is also very compact and designed to fit in a pedal board between your pedal effects. The set is complete with 3 different colored end-caps, a power adapter, jack cable and a transport case.

Note: This set has 16 switchable frequencies, it is possible to use a maximum of 4 sets together on one stage because the bandwidth of one channel. The sets should be minimal 4 channels separated of each other.



**Special features:**

- No belt-pack needed
- 16 switchable frequencies
- 8 Hours with one AAA battery
- 863-865Mhz can be used in many countries

**Technical information:**

Frequency preparation: PLL Synthesized Control  
Frequency range: 863-865 MHz

**Transmitter**  
RF Output: Maximum 10mW  
LED indication: Power On/Off, mute, Low Battery  
Controls: Power On/Off, mute, AF Level, Channel select  
Frequency response: 40-18.000 Hz  
Battery: AAA 1.5V (not included)  
Dimensions: 74 x 34 x 23mm (DxHxW)  
Weight: 0.04 Kg

**Receiver**  
S/N ratio: >105dB  
T.H.D.: <0.6% @ 1Khz  
Display: Channel  
LED indication: Antenna A/B, RF/AF status  
Controls: Power On/Off, channel select, audio level, squelch  
AF Output level: -12dB  
AF Output impedance: 600 Ohm  
Operation voltage: 9-12VDC, 200mA  
Output connector: Unbalanced Jack 6.3mm  
Dimensions: 124 x 33 x 73mm (DxHxW)  
Weight: 0.14Kg



**Aerobic Arm Bag**

**D1428**

<b>Technical information:</b>	
Dimensions bag:	105 x 30 x 75mm (DxHxW)
Belt size:	24 – 43 mm (Adjustable with Velcro)



**Aerobic Belt Bag**

**D1429**

<b>Technical information:</b>	
Dimensions bag:	105 x 30 x 75mm (DxHxW)
Belt size:	70 – 105 mm (Adjustable with Velcro)



**WCA Pack****D1454 Wireless camera audio system 16 freq. 863-865 Mhz**

Wireless camera audio system with 16 switchable frequencies in a frequency range of 863-865MHz. The WCA pack is a complete set which includes an audio transmitter, receiver, xlr/mini-jack and mini-jack/mini-jack cables, a shoe mount adapter, lavalier microphone and a docking charger. The transmitter can be used to connect a microphone or line signal but also has a built-in microphone with volume control. The included lavalier has an omni-directional pick up pattern with an excellent sound quality. Both receiver and transmitter are powered by a 3.7V lithium ion battery which can operate for 10 hours. The maximum distance between transmitter and receiver is 30 meters. It's a plug and play system. You only have to select the same frequency on both transmitter and receiver and you are ready to go. An optional wireless handheld condenser microphone is available, order code D1455.

Note: This set has 16 switchable frequencies, it is possible to use a maximum of 4 sets together on one stage because the bandwidth of one channel. The sets should be minimal 4 channels separated of each other.

**Special features:**

- Complete set including lavalier mic
- 16 switchable frequencies
- 10 Hours operation, max distance 30m
- 863-865 Mhz can be used in many countries

**Technical information:**

Frequency preparation: PLL Synthesized Control  
Frequency range: 863-865 MHz

**Transmitter**  
RF Output: Maximum 10mW  
Display: Channel  
Controls: Power On/Off, Gain, Channel select  
Frequency response: 40-18.000 Hz  
Internal microphone: Omni-directional condenser  
Input connector: 3,5mm Jack  
Battery: Lithium cell 3.7V 1300mAh  
Dimensions: 99 x 17 x 54 (DxHxW)  
Weight: 0.08 Kg

**Receiver**  
Display: Channel  
Controls: Power On/Off, channel select, PAD, Channel select  
PAD: -20dB, -10dB, 0dB  
Output connector: 3,5mm Jack  
Battery: Lithium cell 3.7V 1300mAh  
Dimensions: 99 x 17 x 54 (DxHxW)  
Weight: 0.08 Kg

**Lavalier:**  
Frequency response: 60-15.000 Hz  
Pattern: Dmni directional  
Type: Condenser  
Impedance: 2.2 KOhm  
Max spl: 130dB

**Charger**  
Power supply: 12V, 500mA  
Dimensions: 84 x 40 x 74 (DxHxW)

**WCM-16****D1455 Wireless condenser microphone 16 freq 863-865 Mhz**

Wireless condenser microphone for camera system. This microphone has 16 switchable frequencies and can be used together with the WCA Pack. It needs 2 AA batteries and has an excellent sound quality. The gain is adjustable below the capsule and the frequency can be set inside the battery case.

**Special features:**

- 16 switchable frequencies
- 863-865Mhz can be used in many countries
- Designed for Wireless camera system
- Cardioid pattern

**Technical information:**

RF Output: Maximum 10mW  
Display: Channel  
Controls: Power On/Off, Mute, Gain, Channel select  
Frequency response: 40-16.500 Hz  
Battery: 2 x AA 1.5V (not included)  
Length: 265mm  
Diameter: 45mm  
Weight: 0.22 Kg



**Special features:**

- 193 Selectable frequencies
- Dynamic, moving coil
- Lock-on function
- Powered by AA batteries
- True diversity, minimum dropouts

**Special features:**

- 193 Selectable frequencies
- Powered by AA batteries
- Equipped with 4P mini XLR connector
- True diversity, minimum dropouts

**EM-193B**

**Available models:**

- D145173B** Wireless PLL handheld micr. 193 freq. 740-764 MHz
- D145182B** Wireless PLL handheld micr. 193 freq. 822-846 MHz

The DAP EM-193 is a hand-held transmitter with cardioid dynamic microphone head which can be used in combination with the DAP receiver ER-1193. The EM-193 is suitable for vocal parts and voice transmission and can handle up to 193 switchable transmission frequencies in the UHF band.

**Technical Information**

Type:	Dynamic, moving coil.	RF Output:	10 mW
Polar pattern:	Cardioid	Stability:	±0.005%
Freq. Response:	50-16.000 Hz	Frequency Deviation:	±48 kHz
Max. SPL:	138 dB (1% THD)	LCD Display:	Frequency, battery indicator
Power supply:	2 x Battery UM3, AA1.5V (not included)	Controls:	Power On/Off, mode setting,
Accessories:	8 Colour-coded protection caps 1 stand mount 1 storage case Mini screw driver		AF Level Control, Freq. Up/Down, Lock-on mode
Carrier Freq. Range:	740-764 MHz	Spurious Rejection:	< -60 dBC
		Dimensions:	mic: Ø 50mm x L 255mm
		Net. Weight:	0,34 kg

**EB-193B**

**Available models:**

- D145273B** Wireless PLL Beltpack Transmitter 193 freq 740-764 MHz
- D145282B** Wireless PLL Beltpack Transmitter 193 freq 822-846 MHz

**Technical information**

Frequency Preparation:	PL Synthesized Control	Controls:	Power On/Off, AF level, Frequency Up/Down,
Carrier Frequency Range:	822-846 MHz	Lock-on mode	
RF Output:	10 mW	Spurious Rejection:	< -60 dBC
Stability:	±0.005%	Audio Freq. response:	50 Hz - 16 kHz
Frequency Deviation:	±48 kHz	Battery:	UM3, AA 1.5V x 2
LCD Display:	Frequency, battery indicator		

**ER-1193B**

**Available models:**

- D145073B** 1 Channel 193 Freq. PLL Receiver 740-764 MHz
- D145082B** 1 channel 193 Freq. PLL Receiver 822-846 MHz

The DAP ER-1193 is a one channel true diversity receiver. It has a clear display with all important information directly on screen. It can be used in combination with the DAP EM-193 hand-held or EB-193 beltpack. The lock functionality avoids accidental modification of frequency sensitivity or power-off. It has a half rack metal housing which makes it possible to mount 2 receivers in 1HE with the optional rack mount adapter D1453.

**Technical Information**

Frequency Preparation:	PLL Synthesised Control
Carrier Frequency range:	740-764 MHz
Frequency Stability:	±0.005%
S/N Ratio:	>100 dB
Display:	LCD
Display Contents:	Frequency, Antenna A/B, Mute display, RF/AF Level Meter, battery indicator
Controls:	Power On/Off, Frequency Up/down Frequency Scan, Audio Level
Audio Output Level:	-12 dB
AF Output Impedance:	600 Ohm
Squelch:	Pilot Tone & Noise Mute
Operation Voltage:	12-18 VDC, 500 mA
Output Connector:	XRL Balanced/ 6,3 mm Unbalanced
Dimensions:	211 x 152 x 40 mm (LxWxH)

**Special features:**

- 193 selectable Frequencies.
- True diversity, minimum dropouts
- PLL synthesised technology
- Compact half-rack metal housing
- Lock functionality
- Designed for EM-193 / EB-193





**ER-216B****Available models:****D143073B** 2 Channel 16 Freq. PLL Receiver 740-764 MHz (Germany)**D143082B** 2 Channel 16 Freq. PLL Receiver 822-846 MHz

The DAP ER-216 is a dual 1HE UHF receiver with 16 selectable channels. It has noise mute functionality and a pilot tone squelch circuit to eliminate unwanted signal and noise interference. The ER-216 is designed to work in combination with the EM-16 and EB-16.

**Technical Information**

Frequency Preparation:	PLL Synthesised Control	Audio Output Level:	selector, Audio Level
Carrier Frequency Range:	740-764 MHz	-12 dB	
Frequency Stability:	±0,005%	AF Output Impedance:	600 Ohm
S/N Ratio:	> 100 dB	Squelch:	Pilot Tone & Noise Mute
Display:	LCD	Operation Voltage:	12-18VDC, 500 mA
Display Contents:	Channel, antenna A/B, RF/AF	Output Connector:	2 Balanced XRL socket, 1 Unbalanced 6,3 mm
indicator	Level meter, Battery	socket	
Controls:	Power On/Off, Channel	Dimensions:	483 x 232 x 45 mm
		(LxWxH)	

**Special features:**

- Dual UHF receiver
- 16 selectable channels
- Diversity technology, minimum dropouts
- 19" 1HE rack mounts included
- Designed for EB-16B & EM-16

**EB-16B****Available models:****D143273B** Wireless PLL Beltpack Transmitter 16 freq 740-764MHz**D143282B** Wireless PLL Beltpack Transmitter 16 freq. 822 - 846 MHz**Technical Information**

Frequency Preparation:	Crystal
Carrier Frequency Range:	740-764MHz
RF Output	10 mW
Stability:	±0.005%
Frequency Deviation:	±48 kHz
LED indication:	Power On/Off
Controls:	Power On/Off, AF level
Spurious Rejection:	< -60 dBC
Audio Freq. response:	50 Hz - 16 kHz
Battery:	UM3, AA 1.5V x 2 (not included)

**Special features:**

- 16 switchable freq.
- Compatible with lavalier and headset microphones
- Powered by AA batteries
- Equipped with 4P mini XLR connector
- Pouch included

**HP-280 Pro****D1810** Professional semi-open studio headphones

The HP-280 Pro is a semi-open headphone with a comfortable fit. It has an extended frequency response in the low and high ranges. The headband is self-adjusting and the ear pieces are large with vinyl finishing. Whether you are monitoring, mixing or just listening to music the HP-280 Pro gives you comfort and a natural and deep sound. The same model is also available as closed back, HP-290 Pro, D1811.

**Technical information:**

Driver unit:	Ø50
Impedance:	32 Ohm
Sensitivity:	98 dB SPL (1mW)
Freq. Response:	10-30.000Hz
Maximum power:	300mW
Cord length:	2.5m
Connector:	3.5mm Jack
Weight:	0.28 Kg
Accessories:	Pouch, 3.5 > 6.3mm stereo adapter

**HP-290 Pro****D1811** Professional closed studio headphones

The HP-290 Pro is a closed back headphone with a comfortable and steady fit. It has an extended frequency response in the low and high ranges. The headband is self-adjusting and the ear pieces are large with vinyl finishing. Whether you are monitoring, mixing or just listening to music the HP-290 Pro gives you comfort and a natural and deep sound. The same model is also available as semi-open, HP-280 Pro, D1810.

**Technical information:**

Driver unit:	Ø50
Impedance:	32 Ohm
Sensitivity:	98 dB SPL (1mW)
Freq. Response:	10-30.000Hz
Maximum power:	300mW
Cord length:	2.5m
Connector:	3.5mm Jack
Weight:	0.28 Kg
Accessories:	Pouch, 3.5 > 6.3mm stereo adapter

**Special features:**

- Very affordable and reliable power
- Over 8 years of proven quality
- XLR and Jack inputs
- Speakon and terminal outputs



**Black Series Palladium**

The Palladium amplifier range has proven itself for many years. They give real and save power to your speakers. After almost 10 years production time and the 50.000th palladium it's time for a little face lift. You can now choose if you like the silver vintage look or the new black look. If you need reliability, real and safe power in an affordable price range the Palladium amplifier range is what you need.

**P-400**

**D4131B** Stereo Power Amplifier, Black



Technical information:	
Stereo mode:	2 x 100 Watt RMS - 8 Ohm 2 x 200 Watt RMS - 4 Ohm
Bridged mode:	400 Watt RMS - 8 Ohm
Freq. response:	20 Hz - 20 kHz: + 0.1 / - 3 dB (1W / 8 Ohm)
THD into 4 Ohm, 1 kHz:	< 0.05% at 200W
SMPER IMD:	< 0.01% at 100W, into (60 Hz & 7 kHz)
Slew Rate:	40V/µs
Damping Factor:	300:1, 1 kHz at 8 Ohm
Input CMRR (at 1 kHz):	> 60 dB
Voltage Gain:	50 x standard
Input Sens. (at 8 Ohm):	0.775V for rated power
Input Impedance:	20 kilo-Ohm, balanced 10 kilo-Ohm, unbalanced
Hum and Noise:	-103 dB
Crosstalk:	< 60 dB
Connectors (per ch.):	Female XLR (pin 2+), TRS (tip +), 5-way Output binding post
Power Supply:	230 V / 50-60 Hz
Max. Curr. Draw 220V:	5 A
Cooling:	2 variable speed DC fans
Controls:	2 front attenuators, rear panel signal ground lift jumper
Indicators (per ch.):	PROTECT LED, CLIP LED, SIGNAL LED, POWER LED
Protection:	Temperature, DC, ultra sub short circuit, IGM, output
Dimensions (LxWxH):	483 x 400 x 89 mm
Gross Weight:	20 kg
Net Weight:	18 kg

**P-500**

**D4132B** 2U High Power Class-AB Stereo PA Amplifier, Black



Technical information:	
Output Power, 1000 Hz, THD+N at 1%, Both Channels Driven:	
Stereo mode:	8 Ohm: 2x 180 Watt RMS
RMS	4 Ohm: 2x 270 Watt
Bridge mode:	2 Ohm: Not Allowed 8 Ohm: 540 Watt RMS 4 Ohm: Not Allowed
Frequency Response:	20 - 45,000 Hz, -1 dB
THD+N:	< 0.05%
Intermodul. Distortion:	< 0.01%
Damping Factor at 8 Ohm:	> 250
Slew Rate:	> 40 V/µS
Input CMRR:	> 60 dB
Crosstalk 20 - 20,000 Hz:	> 60 dB
Signal to Noise Ratio:	> 105 dB A-weighted
Input Sensitivity:	1 V-, +2.2 dBu
Max. Input Voltage:	+22 dBu
Input Impedance:	20 kOhm Balanced 10 kOhm Unbalanced
Protection:	Clip Limiter (Fixed) Short Circuit Input Overload Output Overload DC Voltage High Temperature
Output Modes (Select.):	Stereo / Parallel / Bridge
Cooling:	Qual Speed Fan
Airflow:	Front to Back
Input / Link Connector:	XLR / Jack
Output Connector:	2x Speakon, 2 Pair Bindings Posts
Groundlift Switch:	Yes
Dimensions (LxWxH):	483 x 430 x 89 mm
Net Weight:	11,78 kg
Power Supply:	200 - 240 V-, 50 Hz
Main Fuse:	6.3AT, 5 x 20 mm
Power Consump. (2 x 4 Ohm):	850 Watt


**P-700**

**D4133B** 2U High Power Class-AB Stereo PA Amplifier, Black



Technical information:	
Output Power, 1000 Hz, THO+N at 1%, Both Channels Driven:	
Stereo mode:	8 Ohm: 2x 240 Watt RMS
RMS	4 Ohm: 2x 360 Watt
Bridge mode:	2 Ohm: Not Allowed 8 Ohm: 720 Watt RMS 4 Ohm: Not Allowed
Frequency Response:	20 - 45,000 Hz, -1 dB
THD+N:	< 0.05%
Intermodul. Distortion:	< 0.01%
Damping Factor at 8 Ohm:	> 250
Slew Rate:	> 40 V/µS
Input CMRR:	> 60 dB
Crosstalk 20 - 20,000 Hz:	> 60 dB
Signal to Noise Ratio:	> 105 dB A-weighted
Input Sensitivity:	1 V-, +2.2 dBu
Max. Input Voltage:	+22 dBu
Input Impedance:	20 kOhm Balanced 10 kOhm Unbalanced
Protection:	Clip Limiter (Fixed) Short Circuit Input Overload Output Overload OC Voltage High Temperature
Output Modes (Select.):	Stereo / Parallel / Bridge
Cooling:	Dual Speed Fan
Airflow:	Front to Back
Input / Link Connector:	XLR / Jack
Output Connector:	2x Speakon, 2 Pair Bindings Posts
Groundlift Switch:	Yes
Dimensions (LxWxH):	483 x 430 x 89 mm
Net Weight:	13,44 kg
Power Supply:	200 - 240 V-, 50 Hz
Main Fuse:	8AT, 5 x 20 mm
Power Consump. (2 x 4 Ohm):	1100 Watt





**P-900**

**D4134B** 2U High Power Class-AB Stereo PA Amplifier, Black



**P-1200**

**D4135B** 2U High Power Double Class-H Stereo PA Amplifier, Black



**P-1600**

**D4136B** 2U High Power Double Class-H Stereo PA Amplifier, Black



**P-2000**

**D4137B** 2U High Power Double Class-H Stereo PA Amplifier, Black



Technical information:	
Output Power, 1000 Hz, THD+N at 1%, Both Channels Driven:	
Stereo mode:	8 Ohm: 2x 350 Watt
RMS	4 Ohm: 2x 525 Watt
RMS	2 Ohm: Not Allowed
Bridge mode:	8 Ohm: 1050 Watt RMS
	4 Ohm: Not Allowed
Frequency Response:	20 - 45,000 Hz, -1 dB
THD+N:	< 0.05%
Intermodulation Distortion:	< 0.01%
Damping Factor at 8 Ohm:	> 250
Slew Rate:	> 40 V/μs
Input CMRR:	> 60 dB
Crosstalk 20 - 20,000 Hz:	> 60 dB
Signal to Noise Ratio:	> 105 dB A-weighted
Input Sensitivity:	1 V-, +2.2 dBu
Max. Input Voltage:	+22 dBu
Input Impedance:	20 kOhm Balanced
	10 kOhm Unbalanced
Protection:	Clip Limiter (Fixed)
	Short Circuit
	Input Overload
	Output Overload
	DC Voltage
	High Temperature
Output Modes (Select.):	Stereo / Parallel / Bridge
Cooling:	Dual Speed Fan
Airflow:	Front to Back
Input / Link Connector:	XLR / Jack
Output Connector:	2x Speakon,
	2 Pair Bindings Posts
Groundlift Switch:	Yes
Dimensions (LxWxH):	483 x 430 x 89 mm
Net Weight:	15,32 kg
Power Supply:	200 - 240 V-, 50 Hz
Main Fuse:	10AT, 5 x 20 mm
Power Consump. (2 x 4 Ohm):	1650 Watt


Technical information:	
Output Power, 1000 Hz, THD+N at 1%, Both Channels Driven:	
Stereo mode:	8 Ohm: 2x 530 Watt
RMS	4 Ohm: 2x 800 Watt
RMS	2 Ohm: Not Allowed
Bridge mode:	8 Ohm: 1600 Watt RMS
	4 Ohm: Not Allowed
Frequency Response:	20 - 45,000 Hz, -1 dB
THD+N:	< 0.05%
Intermodulation Distortion:	< 0.01%
Damping Factor at 8 Ohm:	> 300
Slew Rate:	> 40 V/μs
Input CMRR:	> 60 dB
Crosstalk 20 - 20,000 Hz:	> 60 dB
Signal to Noise Ratio:	> 105 dB A-weighted
Input Sensitivity:	1 V-, +2.2 dBu
Max. Input Voltage:	+22 dBu
Input Impedance:	20 k Ohm Balanced
	10 k Ohm Unbalanced
Protection:	Clip Limiter (Fixed)
	Short Circuit
	Input Overload
	Output Overload
	OC Voltage
	High Temperature
	Soft Start
Output Modes (Select.):	Stereo / Parallel / Bridge
Cooling:	Dual Speed Fan
Airflow:	Front to Back
Input / Link Connector:	XLR / Jack
Output Connector:	2x Speakon,
	2 Pair Bindings Posts
Groundlift Switch:	Yes
Dimensions (W x H x D):	483 x 89 x 430 mm
Net Weight:	16,26 kg
Power Supply:	200 - 240 V-, 50 Hz
Main Fuse:	10AT, 5 x 20 mm
Power Consump. (2 x 4 Ohm):	2300 Watt

Technical information:	
Output Power, 1000 Hz, THD+N at 1%, Both Channels Driven:	
Stereo mode:	8 Ohm: 2x 600 Watt
RMS	4 Ohm: 2x 900 Watt
RMS	2 Ohm: Not Allowed
Bridge mode:	8 Ohm: 1800 Watt RMS
	4 Ohm: Not Allowed
Frequency Response:	20 - 45,000 Hz, -1 dB
THD+N:	< 0.05%
Intermodulation Distortion:	< 0.01%
Damping Factor at 8 Ohm:	> 300
Slew Rate:	> 40 V/μs
Input CMRR:	> 60 dB
Crosstalk 20 - 20,000 Hz:	> 60 dB
Signal to Noise Ratio:	> 105 dB A-weighted
Input Sensitivity:	1 V-, +2.2 dBu
Max. Input Voltage:	+22 dBu
Input Impedance:	20 kOhm Balanced
	10 kOhm Unbalanced
Protection:	Clip Limiter (Fixed)
	Short Circuit
	Input Overload
	Output Overload
	DC Voltage
	High Temperature
	Soft Start
Output Modes (Select.):	Stereo / Parallel / Bridge
Cooling:	Dual Speed Fan
Airflow:	Front to Back
Input / Link Connector:	XLR / Jack
Output Connector:	2x Speakon,
	2 Pair Bindings Posts
Groundlift Switch:	Yes
Dimensions (LxWxH):	483 x 430 x 89 mm
Net Weight:	18,96 kg
Power Supply:	200 - 240 V-, 50 Hz
Main Fuse:	12AT, 5 x 20 mm
Power Consump. (2 x 4 Ohm):	2440 Watt

Technical information:	
Output Power, 1000 Hz, THD+N at 1%, Both Channels Driven:	
Stereo mode:	8 Ohm: 2x 700 Watt
RMS	4 Ohm: 2x 1050 Watt
RMS	2 Ohm: Not Allowed
Bridge mode:	8 Ohm: 1800 Watt RMS
	4 Ohm: Not Allowed
Frequency Response:	20 - 45,000 Hz, -1 dB
THD+N:	< 0.05%
Intermodul. Distortion:	< 0.01%
Damping Factor at 8 Ohm:	> 300
Slew Rate:	> 40 V/μs
Input CMRR:	> 60 dB
Crosstalk 20 - 20,000 Hz:	> 60 dB
Signal to Noise Ratio:	> 105 dB A-weighted
Input Sensitivity:	1 V-, +2.2 dBu
Max. Input Voltage:	+22 dBu
Input Impedance:	20 kOhm Balanced
	10 kOhm Unbalanced
Protection:	Clip Limiter (Fixed)
	Short Circuit
	Input Overload
	Output Overload
	DC Voltage
	High Temperature
	Soft Start
Output Modes (Select.):	Stereo / Parallel / Bridge
Cooling:	Dual Speed Fan
Airflow:	Front to Back
Input / Link Connector:	XLR / Jack
Output Connector:	2x Speakon,
	2 Pair Bindings Posts
Groundlift Switch:	Yes
Dimensions (LxWxH):	483 x 430 x 89 mm
Net Weight:	19 kg
Power Supply:	200 - 240 V-, 50 Hz
Main Fuse:	15AT, 5 x 20 mm
Power Consump. (2 x 4 Ohm):	2925 Watt

**XT-Series Passive**

The DAP X series is already a successful speaker range since 2006. They have proven their reliability, sound quality and high power handlings for many years now. Because of the good quality of these series there is no need to change. But besides quality and reliability there is also a design and designs are always changing in time. That's why DAP introduced the XT series, they are exact the same as the X series but with an upgrade in looks. The foam is replaced by a metal grill and the front has round edges. This is not only a stylish upgrade but the XT has also become more road proof.



**XT-10**  
D3380 10"/1,75" Full Range Cabinet

- Compact 2-way cabinet with extremely brilliant and clear sound quality.
- High power handling capacity (250 Watt), high efficiency, optimal throw, smooth frequency response and optimal off-axis response.
  - Highly advanced 18/18 dB/octave passive crossover sections with passive high frequency limiter and Constant Directivity correction.
  - Very high efficient 1" exit 1.75" voice coil high drivers with titanium dome with a very smooth frequency response up-to 16.000 Hz at -3 dB.
  - Optimal off-axis response of 60° at any frequency for optimal tone balance at any listener position.
  - Optimised gain before feedback.
  - Black spray painted 15 mm plywood cabinet (13 layers).

**XT-12**  
D3381 12"/1,75" Full Range Cabinet

- Compact 2-way cabinet with extremely brilliant and clear sound quality.
- High power handling capacity, high efficiency, optimal throw, smooth frequency response and optimal off-axis response.
  - Highly advanced 18/18 dB/octave passive crossover sections with passive high frequency limiter and Constant Directivity correction.
  - Very high efficient 1" exit 1.75" voice coil high drivers with titanium dome with a very smooth frequency response up-to 16.000 Hz at -3 dB.
  - Optimal off-axis response of 60° at any frequency for optimal tone balance at any listener position.
  - Optimised gain before feedback.
  - Black spray painted 18 mm plywood cabinet (13 layers).

**XT-12T**  
D3382 12"/2" Top Cabinet

- Compact 2-way cabinet with extremely brilliant and clear sound quality.
- High power handling capacity, high efficiency, optimal throw, smooth frequency response and optimal off-axis response.
  - Highly advanced 18/18 dB/octave passive crossover sections with passive high frequency limiter and Constant Directivity correction.
  - Very high efficient 1" exit 2" voice coil high drivers with titanium dome with a very smooth frequency response up-to 16.000 Hz at -3 dB.
  - Optimal off-axis response of 60° at any frequency for optimal tone balance at any listener position.
  - Optimised gain before feedback.
  - Black spray painted 18 mm plywood cabinet (13 layers).

**XT-15**  
D3383 15"/2" Full Range Cabinet

- Compact 2-way cabinet with extremely brilliant and clear sound quality.
- High power handling capacity, high efficiency, optimal throw, smooth frequency response and optimal off-axis response.
  - Highly advanced 18/18 dB/octave passive crossover sections with passive high frequency limiter and Constant Directivity correction.
  - Very high efficient 1" exit 2" voice coil high drivers with titanium dome with a very smooth frequency response up-to 16.000 Hz at -3 dB.
  - Optimal off-axis response of 60° at any frequency for optimal tone balance at any listener position.
  - Optimised gain before feedback.
  - Black spray painted 18 mm plywood cabinet (13 layers).

Technical Information	
Nominal Impedance:	8 Ohm
Power Handling:	250 Watt Continuous 500 Watt Program 1000 Watt Peak
Freq. Response (-3 dB):	53 - 16.000 Hz
Freq. Range (-10 dB):	64 - 20.000 Hz
Crossover Frequency:	3300 Hz, 18 dB/Oct
Sensitivity (Full Space):	96 dB / W / m
Peak SPL at 1m (Theoretical):	126 dB
Nominal Dispersion (HxV):	90° x 60°
Dimensions (LxWxH):	310 x 291 x 610 mm
Net Weight:	16kg

Technical Information	
Nominal Impedance:	8 Ohm
Power Handling:	350 Watt Continuous 700 Watt Program 1400 Watt Peak
Freq. Response (-3 dB):	60 - 16.000 Hz
Freq. Range (-10 dB):	48 - 20.000 Hz
Crossover Frequency:	2000 Hz, 18 dB/Oct
Sensitivity (Full Space):	97 dB / W / m
Peak SPL at 1m (Theoretical):	128.5 dB
Nominal Dispersion (HxV):	60° x 40°
Dimensions (LxWxH):	410 x 388 x 710 mm
Net Weight:	25 kg

Technical Information	
Nominal Impedance:	8 Ohm
Power Handling:	450 Watt Continuous 900 Watt Program 1800 Watt Peak
Freq. Response (-3 dB):	80 - 16.000 Hz
Freq. Range (-10 dB):	60 - 20.000 Hz
Crossover Frequency:	2000 Hz, 18 dB/Oct
Sensitivity (Full Space):	99 dB/W/m
Peak SPL at 1m (Theoretical):	131.5 dB
Nominal Dispersion (HxV):	60° x 40°
Dimensions (LxWxH):	370 x 346 x 710 mm
Net Weight:	26,5 kg

Technical Information	
Nominal Impedance:	8 Ohm
Power Handling:	500 Watt Continuous 1000 Watt Program 2000 Watt Peak
Freq. Response (-3 dB):	55 - 16.000 Hz
Freq. Range (-10 dB):	45 - 20.000 Hz
Crossover Frequency:	1700 Hz, 18 dB/Oct
Sensitivity (Full Space):	99 dB/W/m
Peak SPL at 1m (Theoretical):	132 dB
Nominal Dispersion (HxV):	75° x 50°
Dimensions (LxWxH):	480 x 458 x 810 mm
Net Weight:	35 kg

**Special features:**

- Same sound quality as X-10
- M10 Flying eyes
- Advanced 18dB crossover
- Stylish & Roadproof metal grill

**Special features:**

- Same sound quality as X-12
- M10 Flying eyes
- Advanced 18dB crossover
- Stylish & Roadproof metal grill

**Special features:**

- Same sound quality as X-12T
- Riging strips
- Advanced 18dB crossover
- Stylish & Roadproof metal grill

**Special features:**

- Same sound quality as X-15
- Riging strips
- Advanced 18dB crossover
- Stylish & Roadproof metal grill

16	310 291 610	8 Ohm	250W	25	410 388 710	8 Ohm	350W	26,5	370 346 710	8 Ohm	450W	35	480 458 810	8 Ohm	500W
----	-------------------	-------	------	----	-------------------	-------	------	------	-------------------	-------	------	----	-------------------	-------	------





### XT-15B

#### D3384 15" Subwoofer

Special 15" subwoofer with a 3" voice coil and a long cone excursion for minimal distortion at full power.

- High efficiency and high power handling capacity (400 Watt).
- Large wooden vent for minimal noise.
- Optimal Q-load for a very smooth and deep frequency response.
- Switchable active/passive crossover usage. (No disassembly of the passive crossover needed)
- Phase reverse switch for the satellite system for maximum sound pressure with less power.
- Advanced transducer cooling system for higher power handling capacity.
- Black spray painted 18 mm plywood cabinet (13 layers).

### XT-18B

#### D3385 18" Subwoofer

Special 18" subwoofer with a 4" voice coil and a long cone excursion for minimal distortion at full power and high efficiency and high power handling capacity (600 Watt).

- Large wooden vent for minimal noise.
- Optimal Q-load for a very smooth and deep frequency response.
- Switchable active/passive crossover usage. (No disassembly of the passive crossover needed)
- Phase reverse switch for the satellite system for maximum sound pressure with less power.
- Advanced transducer cooling system for higher power handling capacity.
- Black spray painted 18 mm plywood cabinet (13 layers).

### XT-15HL

#### D3386 15" Subwoofer

Compact 15" horn loaded subwoofer design for a very high efficiency and still deep bass response until 38 Hz. Ideal for building or extending actively channelled PA systems

- Very high power handling capacity of 600 Watt RMS.
- Special 15" transducer with a 4" voice coil and a long cone excursion for minimal distortion at full power.
- Advanced transducer cooling system for higher power handling capacity.
- Black spray painted 18 mm plywood cabinet (13 layers).

### XT-12M

#### D3387 Floor Monitor 350W

Floor monitor for pure sound quality with low feedback tendency.

- High power handling capacity (350 Watt), high efficiency, optimal throw, smooth frequency response and optimal off-axis response.
- Highly advanced 12/12 dB/octave passive crossover sections with passive high frequency limiter and optimal phase response.
- Advanced transducer cooling system for higher power handling capacity.
- Very high efficient 1" exit 1.75" voice coil high drivers with a very smooth frequency response up-to 16.000 Hz at -3 dB.
- Special ribbon cone for a smooth mid-frequency response.
- Optimised gain before feedback.
- Black spray painted 18 mm plywood cabinet (13 layers).

#### Technical Information

Nominal Impedance:	8 Ohm
Power Handling:	400 Watt Continuous 800 Watt Program 1600 Watt Peak
Freq. Response (-3 dB):	42 - 160 Hz
Freq. Range (-10 dB):	35 - 200 Hz
Crossover Frequency Low:	160 Hz, 12 dB/Oct
Crossover Frequency High:	160 Hz, 6 dB/Oct
Sensitivity (Half Space):	103 dB/W/m
Peak SPL at 1m (Theoretical):	135 dB
Nominal Dispersion (HxV):	360° x 180°
Dimensions (LxWxH):	500 x 600 x 710 mm
Net Weight:	36 kg

#### Special features:

- Same sound quality as X-15B
- Cross-over bypass switch
- High pass filtered output with phase switch
- Only one amplifier needed for a complete set up with 4 subs and 2 tops
- Stylish & Roadproof metal grill

#### Technical Information

18" passive vented subwoofer	
Active/Passive Filter Switch Woofer	
Normal/Inverted Switch High Out	
Woofer:	ER-1899L, 8 Ohm, 100 mm Voice Coil
Nominal Impedance:	8 Ohm
Power Handling:	600 Watt Continuous 1200 Watt Program 2400 Watt Peak
Freq. Response (-3 dB):	38 - 160 Hz
Freq. Range (-10 dB):	32 - 200 Hz
Crossover Frequency Low:	160 Hz, 12 dB/Oct
Crossover Frequency High:	160 Hz, 6 dB/Oct
Sensitivity (Half Space):	104 dB/W/m
Peak SPL at 1m (Theoretical):	137.8 dB
Nominal Dispersion (HxV):	360° x 180°
Dimensions (LxWxH):	615 x 600 x 760 mm
Net Weight:	49 kg

#### Special features:

- Same sound quality as X-18B
- Cross-over bypass switch
- High pass filtered output with phase switch
- Only one amplifier needed for a complete set up with 4 subs and 2 tops
- Stylish & Roadproof metal grill

#### Technical Information

Nominal Impedance:	8 Ohm
Power Handling:	600 Watt Continuous 1200 Watt Program 2400 Watt Peak
Freq. Response (-3 dB):	42 - 130 Hz
Freq. Range (-10 dB):	38 - 130 Hz
Sensitivity (Half Space):	106 dB/W/m
Peak SPL at 1m (Theoretical):	139.8 dB
Nominal Dispersion (HxV):	360° x 180°
Dimensions (LxWxH):	695 x 600 x 810 mm
Net Weight:	60 kg

#### Special features:

- Same sound quality as X-15HL
- Long excursion subwoofer
- Road proof 18mm plywood cabinet
- Stylish & Roadproof metal grill

#### Technical Information

Nominal Impedance:	8 Ohm
Power Handling:	350 Watt Continuous 700 Watt Program 1400 Watt Peak
Freq. Response (-3 dB):	60 - 16.000 Hz
Freq. Range (-10 dB):	48 - 20.000 Hz
Crossover Frequency:	2000 Hz, 12 dB/Oct
Sensitivity (Full Space):	97 dB/W/m
Peak SPL at 1m (Theoretical):	128.5 dB
Nominal Dispersion (HxV):	90° x 60°
Dimensions (LxWxH):	660 x 376 x 375 mm
Net Weight:	23 kg

#### Special features:

- Same sound quality as X-12M
- Optimised gain before feedback
- Advanced 18dB crossover
- Stylish & Roadproof metal grill



### 100V PA amps

These amplifiers are designed for PA systems with applications such as announcement, inter-communication, background music and broadcasting in convention-halls, shopping centers, dining rooms, auditoriums and recreation areas. These desk top amplifiers have integrated protective circuit to withstand overload or short-circuits of output. This results in very high reliability and easy installations without extra audio processors. It is a complete range from simple amplifiers until matrix amplifiers with built-in tuner and media player.



### PA-306

#### D6145 100V 30W Amp 6 Inputs

- Inputs: 3 x Mic, 3 x Line
- Front line input, 3.5mm Jack
- Pre amp output
- Bass & Treble control
- 4/80ohm & 70/100V output
- DC power input
- Siren
- Priority on input 1
- Limiter protection

### PA-1209

#### D6146 100V 120W Amp 9 Inputs

- Inputs: 5 x Mic, 4 x Line
- Front line input, 3.5mm Jack
- Pre amp output
- Bass & Treble control
- 4/80ohm & 70/100V output
- DC power input
- Chime & Siren
- Priority on input 1
- Limiter protection



#### Technical Information

Output Power: 30W  
 Power outputs: 40hm, 8 Ohm, 70V, 100V (terminal strip)  
 Aux output: RCA  
 Mic 1: 6.3mm Jack, front panel  
 Mic 2: XLR, backside  
 Mic 3: XLR, backside  
 Line 1: 3.5mm Jack, front panel  
 Line 2: RCA, backside  
 Line 3: RCA, backside  
 Indication LEDs: Signal, Clip, Power  
 Tone control: Bass 100 Hz, treble 10 KHz, +/-12dB  
 Priority: Input 1 (switch)  
 Main power supply: 230V AC, 50/60Hz  
 Back-up power supply: DC 12V 5A, terminal strip  
 Power connection: IEC  
 Dimensions: 280 x 220 x 85mm (WxOxH)  
 Weight: 5 Kg  
 Accessories: 19" Rack mounts  
 Full specification in manual

#### Technical Information

Output Power: 120W  
 Power outputs: 40hm, 8 Ohm, 70V, 100V (terminal strip)  
 Record output: RCA  
 Mic 1: 6.3mm Jack, front panel  
 Mic 2: XLR, backside  
 Mic 3: XLR, backside  
 Mic 4: XLR, backside  
 Mic 5: XLR, backside  
 Line: 3.5mm Jack, front panel  
 AUX: RCA, backside  
 CO: RCA, backside  
 TUNER: RCA, backside  
 Indication LEDs: Signal, Clip, Power  
 Tone control: Bass 100 Hz, treble 10 KHz, +/-12dB  
 Priority: Input 1 (switch)  
 Main power supply: 230V AC, 50/60Hz  
 Back-up power supply: DC 24V 10A, terminal strip  
 Power connection: IEC  
 Dimensions: 420 x 315 x 100mm (WxOxH)  
 Weight: 9.4 Kg  
 Accessories: 19" Rack mounts  
 Full specification in manual





### ZA-150

**D6147 | 100V 150W Amp with 5 Inputs & 4 zones**

- 4 Zones, total power 150W
- Inputs: 4 x Mic/Line, 1 x Aux
- Bass & Treble control
- Pre amp output & input
- Telephone paging with volume control
- 4/8Ohm & 70/100V output
- Monitor for each zone
- DC power input
- Priority on input 1
- Limiter protection



#### Technical information

Output Power: 150W  
 Power outputs: 40hm, 8 Ohm, 70V, 100V (terminal strip)  
 Pre amp out/input: RCA  
 Input 1: Line/Microphone with phantom power (XLR/Jack combo)  
 Input 2: Line/Microphone with phantom power (XLR/Jack combo)  
 Input 3: Line/Microphone with phantom power (XLR/Jack combo)  
 Input 4: Line/Microphone with phantom power (XLR/Jack combo)  
 Aux: RCA  
 Indication LEDs: VU bar with clip indication  
 Tone control: Bass 100 Hz, treble 10 KHz, +/- 12dB  
 Priority: Input 1 (terminal strip, N.O. contact)  
 Main power supply: 230V AC, 50/60Hz  
 Back-up power supply: DC 24V 12A, terminal strip  
 Power connection: IEC  
 Dimensions: 420 x 315 x 100 mm (WxDxH)  
 Weight: 9,6 Kg  
 Accessories: 19" Rack mounts  
 Full specification in manual

### PA-303TU

**D6140 | 100V 30W Amp with Tuner & USB**

- Inputs: 2 x Mic/Line, 1 x Line input
- Phantom power
- Front line input, 3.5mm Jack
- Pre amp output
- 4/8Ohm & 70/100V output
- Bass & Treble control
- AM/FM Tuner
- USB / SD Media Player
- DC power input
- Chime, Siren,
- Priority on input 1
- Limiter protection



#### Technical information

Output Power: 30W  
 Power outputs: 40hm, 8 Ohm, 70V, 100V (terminal strip)  
 Record output: RCA  
 Input 1: Line/Microphone with phantom power (XLR/Jack combo)  
 Input 2: Line/Microphone with phantom power (XLR/Jack combo)  
 Input 3: Line (Back, RCA / Front 3.5mm jack)  
 Tuner Presets: 5  
 Media player: MP3 format  
 Media player EQ: pop/classic/jazz/rock  
 Indication LEDs: Signal, Clip, Power  
 Tone control: Bass 100 Hz, treble 10 KHz, +/- 12dB  
 Chime: two tones pre-announcement  
 Siren: Sinus sweep  
 Priority: Input 1, (terminal strip, N.O. contact)  
 Main power supply: 230V AC, 50/60Hz  
 Back-up power supply: DC 12V 5A, terminal strip  
 Power connection: IEC  
 Dimensions: 320 x 220 x 85mm (WxDxH)  
 Weight: 4,4Kg  
 Accessories: 19" Rack mounts  
 Full specification in manual



**PA-805CDTU**

**DG141 100V 80W Amp with CD, Tuner & USB**



- Inputs: 1 x Mic, 3 x Mic/Line, 1 x Line
- Front line input, 3.5mm Jack
- Pre amp output
- Bass & Treble control
- AM/FM Tuner
- CD/USB Player, MP3 compatible
- Telephone paging with volume control
- 4/8Ohm & 70/100V output
- Monitor output
- DC power input
- Chime
- Priority on input 1
- Limiter protection

**ZA-240TU**

**DG142 100V 240W Zoneamp with Tuner & USB**



- 4 Zones, total power 240W
- Inputs: 3 x Mic, 2 x Line
- Front line input, 3.5mm Jack
- Pre amp output
- Bass & Treble control
- AM/FM Tuner
- USB / SD Media Player
- 4/8Ohm & 70/100V output
- DC power input
- Chime
- Priority on input 1
- Limiter protection



**Technical information**

Output Power: 80W  
 Power outputs: 4Ohm, 8 Ohm,70V, 100V (terminal strip)  
 Record output: RCA  
 Input 1: Mic (6.3mm Jack)  
 Input 2: Line/Microphone with phantom power (XLR/Jack combo)  
 Input 3: Line/Microphone with phantom power (XLR/Jack combo)  
 Input 4: Line/Microphone with phantom power (XLR/Jack combo)  
 Input 5: Line (Back, RCA / Front 3.5mm jack)  
 Tuner Presets: 5  
 CD player: MP3 & CD format  
 USB Player: MP3 format  
 Indication LEDs: Signal, Clip, Power  
 Tone control: Bass 100 Hz, treble 10 KHz, +/-12dB  
 Chime: Two tones pre-announcement  
 Priority: Input 1 ( terminal strip, N.O. contact)  
 Main power supply: 230V AC, 50/60Hz  
 Back-up power supply: DC 24V 8A, terminal strip  
 Power connection: IEC  
 Dimensions: 420 x 352 x 100 mm (WxDxH)  
 Weight: 7.4Kg  
 Accessories: 19" Rack mounts  
 Full specification in manual

**Technical information**

Output Power: 240W  
 Power outputs: 4Ohm, 8 Ohm,70V, 100V (terminal strip)  
 Aux output: RCA  
 Input 1: Mic (6.3mm Jack)  
 Input 2: Microphone (XLR)  
 Input 3: Microphone (XLR)  
 Input 4: Line (RCA)  
 Input 5: Line (Back, RCA / Front 3.5mm jack)  
 Tuner Presets: 5  
 Media player: MP3 format  
 Media player EQ: Pop/classic/jazz/rock  
 Indication LEDs: Signal, Clip, Power  
 Tone control: Bass 100 Hz, treble 10 KHz, +/-12dB  
 Chime: Two tones pre-announcement  
 Priority: Input 1 ( switch & terminal strip, N.O. contact)  
 Main power supply: 230V AC, 50/60Hz  
 Back-up power supply: DC 24V 20A, terminal strip  
 Power connection: IEC  
 Dimensions: 420 x 352 x 100mm (WxDxH)  
 Weight: 9.5Kg  
 Accessories: 19" Rack mounts  
 Full specification in manual



**ZA-240VTU****D6143** 100V 240W Zoneamp with Tuner, USB & Volumecontrol

- 4 Zones with volume control
- Total power 240W
- Inputs: 3 x Mic, 2 x Line
- Front line input, 3.5mm Jack
- Pre amp output
- Bass & Treble control
- AM/FM Tuner
- USB / SD Media Player
- 4/8Ohm & 70/100V output
- DC power input
- Chime
- Priority on input 1
- Limiter protection

**MA-630TU****D6144** 100V 6x30W Matrixamp with Tuner & USB

The MA-630TU is a versatile 100V amplifier due to the matrix functionality. It has 4 inputs and 6 individual outputs. With the zone selection buttons you are able to route each input and the media player to your desired output and control different audio sources for 6 areas. With the headphones output at the front-side you are able to monitor each zone to check which music is playing in which area. The media player has a tuner and USB/SD slot. This makes the MA-630TU a complete stand-alone solution for shops, restaurants, schools, museums and any kind of public area where an audio solution is needed.

## Features:

- 6 individual 30W outputs
- 3 inputs with matrix functionality
- Inputs: 1 x Mic, 2 x Line/Mic, 3 x Line
- Front line input, 3.5mm Jack
- AM/FM Tuner
- USB / SD Media Player
- Monitor functionality for each zone
- 4-160hm & 70/100V output
- Chime & Siren
- Priority on input 1
- Limiter protection

**Technical information**

Output Power: 240W  
 Power outputs: 40hm, 8 Ohm, 70V, 100V (terminal strip)  
 Aux output: RCA  
 Input 1: Microphone (6.3mm Jack)  
 Input 2: Microphone (XLR)  
 Input 3: Microphone (XLR)  
 Input 4: Line (RCA)  
 Input 5: Line (Back, RCA / Front 3.5mm jack)  
 Tuner Presets: 5  
 Media player: MP3 format  
 Media player EQ: Pop/classic/jazz/rock  
 Indication LEDs: Signal, Clip, Power  
 Tone control: Bass 100 Hz, treble 10 KHz, +/-12dB  
 Chime: Two tones pre-announcement  
 Priority: Input 1 (switch & terminal strip, N.O. contact)  
 Main power supply: 230V AC, 50/60Hz  
 Back-up power supply: DC 24V 20A, terminal strip  
 Power consumption: \*\*\* Watt  
 Power connection: IEC  
 Dimensions: 420 x 352 x 145 mm (WxDxH)  
 Weight: 10Kg  
 Accessories: 19" Rack mounts  
 Full specification in manual

**Technical information**

Output Power: 6 x 30W  
 Power outputs: 4-160hm, 70V, 100V (terminal strip)  
 Input 1: Microphone (6.3mm Jack)  
 Input 2: Line/Microphone with phantom power (XLR/Jack combo)  
 Input 3: Line/Microphone with phantom power (XLR/Jack combo)  
 Input 4: TAPE/CD/AUX switchable (RCA)  
 Tuner Presets: 5  
 Media player: MP3 format  
 Media player EQ: pop/classic/jazz/rock  
 Indication LEDs: Signal & Clip for each output, Power  
 Chime: Two tones pre-announcement  
 Priority: Input 1 (switch & terminal strip, N.O. contact)  
 Siren: Sinus sweep, (terminal strip)  
 Main power supply: 230V AC, 50/60Hz  
 Power connection: IEC  
 Dimensions: 420 x 374 x 100mm (WxDxH)  
 Weight: 11,5 Kg  
 Accessories: 19" Rack mounts  
 Full specification in manual



The MA-460 and MA4150 are matrix amplifiers. This gives you the functionality to route any input to any output. With this functionality you can control 5 audio sources on 4 different areas from one unit. Each input is equipped with adjustable gain and bass treble control. At the front panel you can monitor each zone with a pair of headphones and plug in a MP3 player with a 3.5mm jack cable. Each zone has its own VU indication which gives you the output level in one overview. All zones are equipped with pre amp outputs to extend the system with extra mono amplifiers like the DAP VPA series.

**MA-460**

**D6148 100V 4x60W Matrixamp with 4 inputs & 4 outputs**

11.9 Kg	374 mm (W) x 420 mm (H) x 145 mm (D)	100V	4 Zones

Technical information	
Output Power:	4 x 60W
Power outputs:	40hm, 8 Ohm, 70V, 100V (terminal strip)
Zone pre amp outputs:	Terminal strip
Input 1:	Line/Microphone with variable gain and phantom power (XLR/Jack combo)
Input 2:	Line/Microphone with variable gain and phantom power (XLR/Jack combo)
Input 3:	Line/Microphone with variable gain and phantom power (XLR/Jack combo)
Input 4:	Line with variable gain (RCA)
Input 5:	Line with variable gain (RCA)
Indication LEDs:	VU bar with clip indication each zone
Tone control:	Bass 100 Hz, treble 10 KHz, +/-12dB
Priority:	Input 1 (terminal strip, N.O. contact)
Monitor output:	1W 80hm & Line, terminal strip
Tel paging zone:	By dipswitch back panel
Main power supply:	230V AC, 50/60Hz
Power connection:	IEC
Dimensions:	420 x 374 x 145mm (WxDxH)
Weight:	11,9Kg
Accessories:	19" Rack mounts
Full specification in manual	

**MA-4150**

**D6149 100V 4x150W Matrixamp with 4 inputs & 4 outputs**

12.5 Kg	374 mm (W) x 420 mm (H) x 145 mm (D)	100V	4 Zones

Technical information	
Output Power:	4 x 150W
Power outputs:	40hm, 8 Ohm, 70V, 100V (terminal strip)
Zone pre amp outputs:	Terminal strip
Input 1:	Line/Microphone with variable gain and phantom power (XLR/Jack combo)
Input 2:	Line/Microphone with variable gain and phantom power (XLR/Jack combo)
Input 3:	Line/Microphone with variable gain and phantom power (XLR/Jack combo)
Input 4:	Line with variable gain (RCA)
Input 5:	Line with variable gain (RCA)
Indication LEDs:	VU bar with clip indication each zone
Tone control:	Bass 100 Hz, treble 10 KHz, +/-12dB
Priority:	Input 1 (terminal strip, N.O. contact)
Monitor output:	1W 80hm & Line, terminal strip
Tel paging zone:	By dipswitch back panel
Main power supply:	230V AC, 50/60Hz
Power connection:	IEC
Dimensions:	420 x 374 x 145 mm (WxDxH)
Weight:	12,5Kg
Accessories:	19" Rack mounts
Full specification in manual	




**HS-30S****D6540 30 Watt Square Horn Speaker****Technical information:**

Power taps: 3,8/7,5/15/30W  
 Impedance: 80hm  
 Frequency response: 350-8KHz  
 Sensitivity: 105dB  
 Material: ABS  
 IP rating: IP 66  
 Colour: light gray  
 Dimensions (LxWxH): 285 x 280 x 205mm  
 Weight: 1,84Kg

**HS-15S****D6541 15 Watt Square Horn Speaker****Technical information:**

Power taps: 1,9/3,8/7,5/15W  
 Impedance: 80hm  
 Frequency response: 300-8KHz  
 Sensitivity: 105dB  
 Material: ABS  
 IP rating: IP 66  
 Colour: light gray  
 Dimensions (LxWxH): 222 x 162 x 232mm  
 Weight: 1,4Kg

**HS-30R****D6542 30 Watt Round Horn Speaker****Technical information:**

Power taps: 3,8/7,5/15/30W  
 Impedance: 80hm  
 Frequency response: 380-6,5KHz  
 Sensitivity: 107dB  
 Material: Aluminium  
 IP rating: IP 66  
 Colour: light gray  
 Dimensions (LxWxH): 246 x 292 x 292mm  
 Weight: 2,1Kg

**HS-50R****D6543 50 Watt Round Horn Speaker****Technical information:**

Power taps: 6,25/12,5/25/50W  
 Impedance: 80hm  
 Frequency response: 380-6,5KHz  
 Sensitivity: 109dB  
 Material: Aluminium  
 IP rating: IP 66  
 Colour: light gray  
 Dimensions (LxWxH): 350 x 325 x 325mm  
 Weight: 3Kg

**MHS-30S****D6544 30 Watt Music Horn Speaker****Technical information:**

Power taps: 3,8/7,5/15/30W  
 Impedance: 80hm  
 Frequency response: 90-20KHz  
 Sensitivity: 97dB  
 Material: ABS  
 IP rating: IP 66  
 Colour: Snow white  
 Dimensions (LxWxH): 363 x 253 x 310mm  
 Weight: 3,9Kg

**MHS-80S****D6545 80 Watt Music Horn Speaker****Technical information:**

Power taps: 50W  
 Impedance: 80hm  
 Frequency response: 90-20KHz  
 Sensitivity: 99dB  
 Material: ABS  
 IP rating: IP 66  
 Colour: light gray  
 Dimensions (LxWxH): 363 x 253 x 310mm  
 Weight: 3,9Kg





**PSU-510P**

**D6550** 10 Watt 5" Unidirectional projector speaker

**Technical information:**

Power taps: 10W  
 Frequency response: 130-15KHz  
 Sensitivity: 91dB  
 IP rating: IP 55  
 Material: ABS  
 Colour: snow white  
 Dimensions (LxWxH): 205 x 138 x 138mm  
 Weight: 1,4Kg



**PSU-510M**

**D6553** 10 Watt 5" Unidirectional projector speaker

**Technical information:**

Rated power: 10W  
 Frequency response: 130-15KHz  
 Sensitivity: 91dB  
 IP rating: IP 55  
 Material: Aluminium  
 Colour: Ivory White  
 Dimensions (LxWxH): 205 x 138 x 138mm  
 Weight: 2,2Kg



**PSU-620P**

**D6551** 20 Watt 6" Unidirectional projector speaker

**Technical information:**

Power taps: 20W  
 Frequency response: 110-15KHz  
 Sensitivity: 92dB  
 IP rating: IP 55  
 Material: ABS  
 Colour: Snow White  
 Dimensions (LxWxH): 245 x 170 x 170mm  
 Weight: 1,9Kg

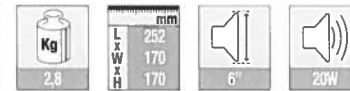


**PSU-620M**

**D6554** 20 Watt 6" Unidirectional projector speaker

**Technical information:**

Rated power: 20W  
 Frequency response: 110-15KHz  
 Sensitivity: 92dB  
 IP rating: IP 55  
 Material: Aluminium  
 Colour: Ivory White  
 Dimensions (LxWxH): 252 x 170 x 170mm  
 Weight: 2,8Kg




**PSB-510P**

**D6552** 10 Watt 5" Bidirectional projector speaker

**Technical information:**

Rated power: 12W  
 Frequency response: 130-15KHz  
 Sensitivity: 91dB  
 IP rating: IP 55  
 Material: ABS  
 Colour: Snow White  
 Dimensions (LxWxH): 200 x 138 x 138mm  
 Weight: 1,7Kg




**PSB-510M**

**D6555** 10 Watt 5" Bidirectional projector speaker

**Technical information:**

Rated power: 10W  
 Frequency response: 130-15KHz  
 Sensitivity: 92dB  
 IP rating: IP 55  
 Material: Aluminium  
 Colour: Ivory White  
 Dimensions (LxWxH): 205 x 138 x 138mm  
 Weight: 2,4Kg





**HS-510P**  
**D6568 10W 5" Hanging Speaker**

<b>Kg</b>	<b>mm</b>		
1,5	L 138 W 138 H 205	5"	10W



**Technical information:**

Rated power:	10W
Speaker size:	5 inch
Frequency response:	130 – 15kHz
Sensitivity:	91dB
Material:	ABS
Colour:	White
IP rating:	IP55
Dimensions (LxWxH):	138 x 138 x 205mm
Weight:	1,5Kg

**HS-620P**  
**D6566 20W 6" Hanging Speaker**



<b>Kg</b>	<b>mm</b>		
1,7	L 170 W 170 H 245	6"	20W



**Technical information:**

Power taps:	20W
Speaker size:	6 inch
Frequency response:	110 - 15kHz
Sensitivity:	92dB
Material:	ABS
Colour:	White
Ip rating:	IP55
Dimensions (LxWxH):	170 x 170 x 245mm
Weight:	1,7Kg

**HS-620M**  
**D6567 20W 6" Hanging Speaker**

<b>Kg</b>	<b>mm</b>		
2,8	L 170 W 170 H 252	6"	20W



**Technical information:**

Power taps:	20W
Speaker size:	6 inch
Frequency response:	110 – 15kHz
Sensitivity:	92dB
Material:	Aluminium
Colour:	White
IP rating:	IP55
Dimensions (LxWxH):	170 x 170 x 252mm
Weight:	2,8Kg

**HS-510M**  
**D6569 10W 5" Hanging Speaker**

<b>Kg</b>	<b>mm</b>		
2,1	L 138 W 138 H 205	5"	10W



**Technical information:**

Rated power:	10W
Speaker size:	5 inch
Frequency response:	130 – 15kHz
Sensitivity:	91dB
Material:	Aluminium
Colour:	White
IP rating:	IP55
Dimensions (LxWxH):	138 x 138 x 205mm
Weight:	2,1Kg





**SS-105**

**D6563 10W 5" Spherical Speaker**

**Technical information:**

Power taps: 10W/5W/2,5W  
 Speaker size: 5 inch  
 Frequency response: 150 – 15kHz  
 Sensitivity: 92dB  
 Material: HIPS  
 Colour: White  
 Ip rating: IP55  
 Dimensions (LxWxH): 194 x 194 x 170  
 Weight: 1,1Kg



**SS-208**

**D6564 20W 8" Spherical Speaker**

**Technical information:**

Power taps: 20W  
 Speaker size: 8 inch  
 Frequency response: 80 - 18kHz  
 Sensitivity: 92dB  
 Material: ABS  
 Colour: White  
 Ip rating: IP55  
 Dimensions (LxWxH): 254 x 254 x 254mm  
 Weight: 2,2Kg



**SS-306**

**D6565 30W 6" 2 Way Spherical Speaker**

**Technical information:**

Power taps: 30W  
 Speaker size: 6 inch  
 Frequency response: 110 - 18kHz  
 Sensitivity: 92dB  
 Material: ABS  
 Colour: White  
 Ip rating: IP55  
 Dimensions (LxWxH): 378 x 378 x 302  
 Weight: 2,2Kg





## WMS-40B

### D6556 40W Black Wallmount Music Speaker

#### Technical information:

Power taps:	40/20/10/5W
Impedance:	40hm
Frequency response:	90-20KHZ
Sensitivity:	90dB
Material:	ABS
Colour:	Black
Dimensions (LxWxH):	350 x 135 x 260mm
Weight:	3Kg



## WMS-40W

### D6557 40W White Wallmount Music Speaker

#### Technical information:

Power taps:	40/20/10/5W
Impedance:	40hm
Frequency response:	90-20KHZ
Sensitivity:	90dB
Material:	ABS
Colour:	White
Dimensions (LxWxH):	350 x 135 x 260mm
Weight:	3Kg



### WMS-BB Black Bracket for 4 pcs WMS-40 speakers

#### D6558

Dimensions (LxWxH): 103 x 103 x 76mm  
Weight: 0,38Kg



### WMS-WB Black Bracket for 4 pcs WMS-40 speakers

#### D6559

Dimensions (LxWxH): 103 x 103 x 76mm  
Weight: 0,38Kg





**CS-360**

**D6561 60W Column Speaker 8 x 3"**



**CS-330**

**D6562 30W Column Speaker 4 x 3"**



**Technical information**

Line voltage: 100V  
 Max Power: 60W  
 Rated Power: 40W  
 Frequency response: 170 - 15kHz  
 Sensitivity: 93dB  
 Material: Aluminium  
 Colour: White  
 IP rating: IP44  
 Dimensions (LxWxH): 691 x 106 x 75mm  
 Weight: 3,5Kg

**Technical information**

Line voltage: 100V  
 Max Power: 30W  
 Rated Power: 20W  
 Frequency response: 170 - 15 kHz  
 Sensitivity: 91dB  
 Material: Aluminium  
 Colour: White  
 IP rating: IP44  
 Dimensions (LxWxH): 405 x 106 x 75mm  
 Weight: 2Kg





**CS-6230**  
**D6570** 30W 5" 2 Way Ceiling Speaker



**Technical Information:**

Power taps: 30/15/7,5/3,8W  
Line Voltage: 100V/70V  
Impedance: 8Ω  
Speaker size: 5 inch  
Frequency response: 80-20kHz  
Sensitivity: 88dB  
Material: ABS  
Colour: White  
Mounting Hole: ø210mm  
Dimensions (LxWxH): 245 x 245 x 150  
Weight: 2Kg



**CS-4230**  
**D6571** 20W 4" 2 Way Ceiling Speaker



**Technical information:**

Power taps: 20/10/5/2,5W  
Line Voltage: 100V/70V  
Impedance: 8Ω  
Speaker size: 4 inch  
Frequency response: 70-20kHz  
Sensitivity: 87dB  
Material: ABS  
Colour: White  
Mounting Hole: ø180mm  
Dimensions (LxWxH): 220 x 220 x 165  
Weight: 1,8Kg



**CS-66**  
**D6572** 6W 6" Ceiling Speaker



**Technical information:**

Rated Power: 6W  
Line Voltage: 100V  
Impedance: 8Ω  
Speaker size: 6 inch  
Frequency response: 110-15kHz  
Sensitivity: 90dB  
Material: Iron  
Colour: White  
Mounting Hole: ø225mm  
Dimensions (LxWxH): 245 x 245 x 75  
Weight: 1Kg



**CS-56**  
**D6573** 6W 5" Ceiling Speaker




**Technical information:**

Rated Power: 6W  
Line Voltage: 100V  
Impedance: 8Ω  
Speaker size: 5 inch  
Frequency response: 110-15kHz  
Sensitivity: 90dB  
Material: Iron  
Colour: White  
Mounting Hole: ø170mm  
Dimensions (LxWxH): 200 x 200 x 67  
Weight: 0,7Kg



**CS-36**  
**D6574** 6W 3" Ceiling Speaker



**Technical information:**

Rated power: 6W  
Line Voltage: 100V  
Speaker size: 3 inch  
Frequency response: 120-20kHz  
Sensitivity: 87dB  
Material: ABS  
Colour: White  
Mounting Hole: ø95mm  
Dimensions (LxWxH): 103 x 103 x 80  
Weight: 0,4Kg





**FCS-66**  
D6575 6W 6" Fireproof Ceiling Speaker

Technical information:	
Power taps:	0,75/1,5/3/6W
Line Voltage:	100V
Speaker size:	6 inch
Frequency response:	120-18kHz
Sensitivity:	92dB
Material:	Iron
Colour:	White
Mounting Hole:	ø204mm
Dimensions (LxWxH):	230 x 230 x 127
Weight:	1,7Kg



**FCS-56**  
D6576 6W 5" Fireproof Ceiling Speaker

Technical information:	
Power taps:	0,75/1,5/3/6W
Line Voltage:	100V
Speaker size:	5 inch
Frequency response:	130-15kHz
Sensitivity:	92dB
Material:	Iron
Colour:	White
Mounting Hole:	ø160mm
Dimensions (LxWxH):	180 x 180 x 127
Weight:	1,3Kg



**WCS-46**  
D6577 6W 4" Waterproof Ceiling Speaker IP55

Technical information:	
Rated Power:	6W
Line Voltage:	100V
Frequency response:	150-18kHz
Sensitivity:	91dB
Material:	ABS
Colour:	White
IP rating:	IP55
Mounting Hole:	ø125mm
Dimensions (LxWxH):	140 x 140 x 130
Weight:	0,9Kg



**WS-6W**  
D6560 6W Wall mount speaker white

Technical information:	
Rated Power:	6W
Line Voltage:	100V
Speaker size:	5 inch
Frequency response:	130-17kHz
Sensitivity:	92dB
Material:	HIPS
Colour:	White
Dimensions (LxWxH):	260 x 162 x 77mm
Weight:	1Kg



**B-6 6W built in volume controller**

**D6531**

Power: 6W  
Material: ABS  
Colour: White  
Mounting Hole: 48mm  
Dimensions (LxWxH): 80 x 80mm  
Weight: 0,10 kg



**VCB-12 12W built in volume controller**

**D6532**

Power: 12W  
Material: ABS  
Colour: White  
Mounting Hole: 48mm  
Dimensions (LxWxH): 80 x 80mm  
Weight: 0,19kg



**B-36 36W built in volume controller**

**D6533**

Power: 36W  
Material: ABS  
Colour: White  
Mounting Hole: 48mm  
Dimensions (LxWxH): 80 x 80mm  
Weight: 0,21kg



**VPC-12 12W built in volume & program controller**

**D6534**

Power: 12W  
Material: ABS  
Colour: White  
Mounting Hole: 50mm  
Dimensions (LxWxH): 154 x 80mm  
Weight: 0,18 kg



**B-36 36W built in volume & program controller**

**D6535**

Power: 36W  
Material: ABS  
Colour: White  
Mounting Hole: 50mm  
Dimensions (LxWxH): 154 x 80mm  
Weight: 0,21kg



**CB-1 1 Unit cover box for volume controller**

**D6536**

Material: ABS  
Colour: White  
Dimensions (LxWxH): 83 x 83 x 51mm  
Weight: 0,05 kg



**B-2 2 Units cover box for volume controller**

**D6537**

Material: ABS  
Colour: White  
Dimensions (LxWxH): 157 x 83 x 51mm  
Weight: 0,05 kg



**VCR-650 6 x 50W Rackmount 100V Volume controller**

**D6538**

Line input: 100V  
Material: Aluminium  
Colour: Black  
Dimensions (LxWxH): 484 x 88 x 220 mm  
Weight: 3,35 kg



3 VPC volume controllers will fit the European standard installation box size.

**Heavy duty laptop stand**

**D8376**

Dimensions folded: 320 x 320 x 55 (WxDxH)  
 Upper plate: 220 x 230mm (WxD)  
 Baseplate: 170 x 260mm (WxD)  
 Height: 370mm (fixed)  
 Weight: 0.85Kg  
 Material: Aluminium

**Special features:**

- Foldable
- Compact
- Lightweight



**iPad holder For microstands**

**D8965**

Fits: iPad 1, iPad 2  
 Dimensions: 245 x 190 x 193 (LxWxH)  
 Weight: 0.3Kg



**DWS-66**

**D1320** Microphone windscreen set, 6 pcs Black



**Microphone holder**

**D8946** 20-24 mm rubber clamp



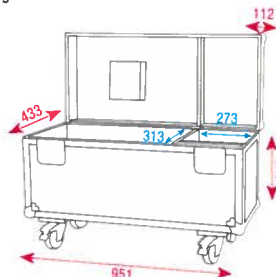
**Flightcase for Single Iodestar MKII**

**D7474B**



**Technical information:**

35 kg



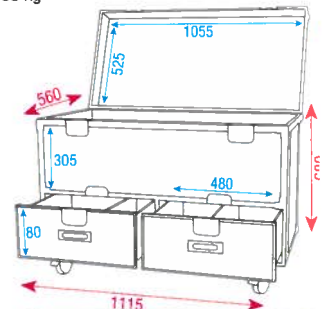
**Flightcase for Microphones & accessories**

**D7527**



**Technical information:**

58 kg



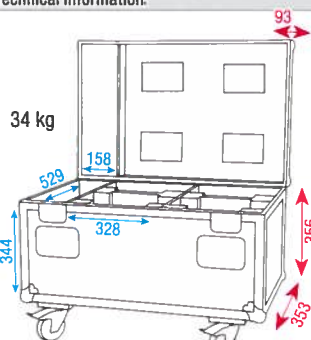


### Flightcase for 4pcs Expression 5000

7489B



Technical information:

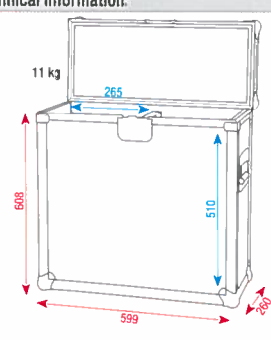


### Universal flightcase for 2 scanners

D7526



Technical information:

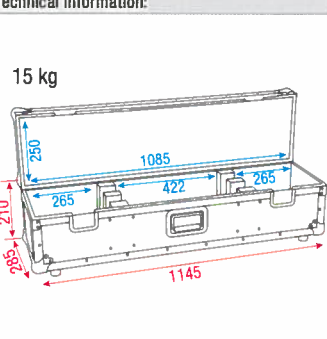


### Flightcase for 4pcs LED bars

7595



Technical information:

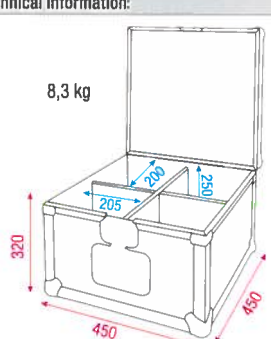


### Flightcase for 4pcs LED par 56 short

D7594



Technical information:

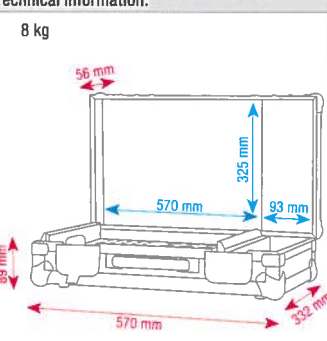


### Conical Adapter Case II

D7524 for 24 adapters



Technical information:

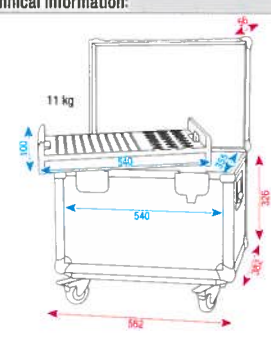


### Conical Adapter Case III

D7525 for 21 adapters + storage



Technical information:

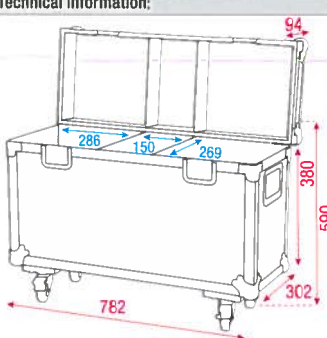


### Flightcase for 2 pieces Indigo 150 MKII

7495B



Technical information:

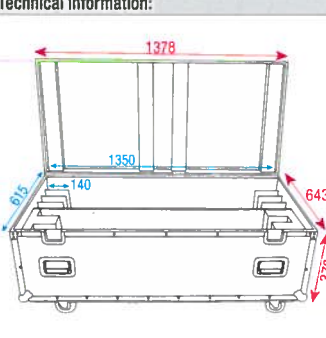


### Flightcase for Mobile DJ Truss Stand

D7598



Technical information:





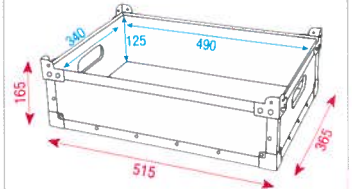
**Stack Case H1 Value Line**

D7001



Technical information:

2,04 kg



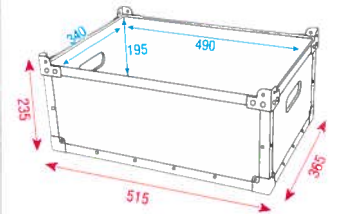
**Stack Case H2 Value Line**

D7002



Technical information:

23,5 kg



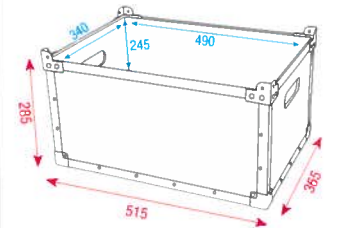
**Stack Case H3 Value Line**

D7003



Technical information:

2,84 kg

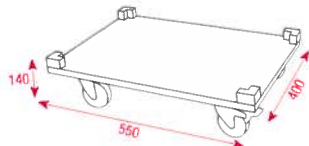


**Wheelboard for Stack Case Value Line**

D7005



4,4 kg



**Cover for Stack Case Value Line**

D7006



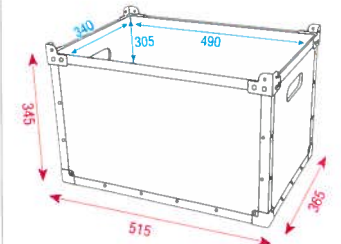
**Stack Case H4 Value Line**

D7004



Technical information:

3,22 kg





### LR Cable 4p M/F

length	
FL816	6mtr, with Neutrik connectors
FL8110	10mtr with Neutrik connectors
FL8120	20mtr with Neutrik connectors



### L46 - stereo mini Jack > 2 XLR/M 3 p.

length	
FL46150	1,5m
FL463	3m
FL466	6m



### flexible CAT-5 + Powercable 3x1,5mm2

length		Powercable	Jacket: Blue PVC
D9412	100 m on spool	Conductor drains mm: 48/0,20	Cat 5E Cable
		OFC, total 3x 1,5mm2	Conductor: 7/0,16 Bare Copper
		Conductor insulation: 105deg	Insulation: DHPE 0,95, 4 pairs
		C PVC 3,0mm Brown, Blue, Yellow/Green	Shield: Al foil, 12mm
			Jacket: PVC Jacket



### XLR Female connector

NC5FX 5P



### XLR Male connector

NC5MX 5P



### XLR 4p Female connector

NC4FX Black housing with silver contacts



### XLR 4p Male connector

NC4MX Black housing with silver contacts



### Neutrik Etheron Extender NE8FF

FLA61



### Cameleon Spot 18/3

690 IP65



#### Special features:

- IP65 protection grade
- Multivoltage power supply
- Excellent colormixing
- Compact design

Cameleon Spot 18/3 is a compact but powerful fixture for both indoor and outdoor use. The specially designed housing has a stylish design and has as well the function of convection cooling which eliminates the use of fans. The Cameleon Spot 18/3 is suitable for temporary and permanent outdoor solutions.

#### Technical Information

x (@ 2 meter) Red	753
x (@ 2 meter) Green	1066
x (@ 2 meter) Blue	1300
x (@ 2 meter) Full RGB	2970
ax distance:	15m
Color range:	16,7 million additive colors
D Quantity:	18 pieces 3-in-1 RGB LED
Drive current:	350mA
Output-voltage:	100-240V Autoswitch
Power:	70W Max at full output
Display:	LED display for auto and customcontrol
Protocol:	DMX-512, Auto, Master/Slave
Dimmer:	0-100%
Mode:	0-20Hz
Beam Angle:	40 degrees
Material:	Die Cast Aluminium Powder Coat Finish
Color:	Black
Lens Plate:	Tempered Glass
Power Connection:	Dedicated IP65 connector.
	Dedicated IP65 Powerconnector
	Convection (no fans)
Rating:	IP65
Dimensions:	380x195x280mm
Weight:	5 kg
Refreshrate:	400 Hz





## Cameleon Bar 24/3

42695 IP65



The Cameleon Bar 24/3 is an compact but powerful fixture for both indoor and outdoor use. The special designed housing has a stylish design and has as well the function of convection cooling which eliminates the use of fans.



### Special features:

- RGB Colormixing
- High Power Lightoutput
- IP65 Rating
- Multivoltage Powersupply



### Technical Information

Lux (@ 2 meter)	Red	730
Lux (@ 2 meter)	Green	1135
Lux (@ 2 meter)	Blue	1435
Lux (@ 2 meter)	Full	3180
Max distance:	10m	
Colour range:	16,7 million additive colors	
LED Quantity:	24 pieces 3-in-1 RGB LED	
Drive current:	350mA	
Input-voltage:	100-240V Autoswitch	
Power:	80W at full power	
Display:	LED display for auto and customcontrol	
Control:	DMX-512, Auto, Master/Slave	
Dimmer:	0-100%	
Strobe:	0-20Hz	
Beam Angle:	40 degrees	
Housing:	Die Cast Aluminium Powder Coat Finish Black	
Colour:	Tempered Glass	
Lens Plate:	Dedicated IP65 connector. Dedicated IP65 Powerconnector	
DMX Connection:	Convection (no fans)	
Cooling:	IP65	
IP Rating:	1080 x 135 x 140 mm	
Dimensions:	6,5 kg	
Weight:	400 Hz	
Refreshrate:		



### Special features:

- Easy to use
- Modular structure
- Including Flightcase
- Screen grabbing possible



## Pixel Sky - 6x4m Imagecurtain

40390

The Pixel Sky 64/9 is a new addition in the popular range of drapes Showtec offers. The Pixel Sky 64/9 is a 6x4 drape with a pitch of 90mm. The Pixel Sky 64/9 is divided in 4 sections of 1,5x4m. These 4 sections can be connected to a big 6x4 Pixel Sky easily by zippers. This modular construction allows you full flexibility for creative settings. It can play animations by it's dedicated controller which is included in the package. This controller contains a SD card with preprogrammed programmes which can be selected either by the controller either by DMX. An optional PC controller (40391) is available to control the Pixel Sky by PC. By this controller you even co do screen-grabbing from your PC. The Pixel Sky is delivered including flightcase for safe transportation.

### Technical Information

Input Voltage	110 240V AC 50/60Hz
Power Consumption:	100W
Lightsource:	2816 pieces 5mm super bright RGB LED's (3-in-1 technology)
LED Lifetime (average):	50.000 hours
Control:	By dedicated controller (included). Optional PC controller available (40391)
DMX Connection:	3 pin XLR Connector
Curtain material:	Special light-weight clothing
Curtain size:	6x4m. (4 sections of 4x1,5m)
Curtain weight:	18,5 kg
Curtain color:	Black
Controller size:	27,1 x 17,8 x 6,1 cm
Controller weight:	1,2kg
Controller color:	Black

## PC Controller for PixelSky

40391

The Pixel Sky PC controller allows you to control your Pixel Sky by your PC. By the included and easy to use software it is very easy to control your Pixel Sky and select the desired animation or video. It allows you as well to edit and play any text. Furthermore the software allows you to do frame grabbing allowing you to play any video. Up to 4 PC controllers can be connected to one PC.



### Technical Information

Power Supply:	7,5V DC (Adaptor included)
Accessories:	Signal cable, USB Cable, Power Adaptor, Software (Included)



## Star Sky Pro MKII

### Available models:

**40370** black cloth, incl controller & flightcase

**40371** white cloth, incl controller & flightcase

The Star Sky Pro is a professional back-drop with built in LED's. The 128 LED's are controllable in 8 groups which creates a true starry night effect. The Star Sky Pro comes including flightcase and controller. The controller can be used either stand-alone or by DMX (Basic Mode: 7 channels, Advanced Mode: 28 Channels). In case of any problem the LED's can be changed easy and fast ensuring fast service and quick maintenance.

### Technical information

Input Voltage	110-240V AC 50/60Hz
Power Consumption:	100W
Light source:	128 pieces 5mm super bright RGB LED's (3-in-1 technology)
LED Lifetime (average)	50.000 hours
Control:	DMX-512, Stand Alone, Sound Activated, Master/Slave 10 preprogrammed programmings 7 built in color macro's 0-100% RGB Dimming
Addressing:	Digital by LCD Display
DMX Connection	3 pin and 5 pin XLR Connector
Curtain material:	300gr/m2 Fire Retardant Heavy Duty Clothing (Molton)
Curtain size:	600 x 400cm
Curtain weight:	18,5 kg
Curtain color:	Black
Controller size:	27,1 x 17,8 x 6,1 cm
Controller weight:	1,2kg
Controller color:	Black



### Special features:

- RGB Colormixing
- 300 gr/m2 Fire Retardant Clothing
- 10 preset programmings
- Flightcase included



## Star Sky Circle Curtain

### Available models:

**383** 1,4m, incl controller & flightcase

**382** 2,4m, incl controller & flightcase

**381** 3,4m, incl controller & flightcase

**380** 5,4m, incl controller & flightcase

The Star Sky Pro is a professional back-drop with built in LED's. The 24 LED's are controllable in 8 groups which creates a true starry night effect. The Star Sky Pro comes including flightcase, shock-cords and controller. The controller can be used either stand-alone or by DMX (Basic Mode: 7 channels, Advanced Mode: 28 Channels). The curtain has a round shape and is designed to fit 2m circles trussing.

### Technical information

Voltage	110-240V AC 50/60Hz
Power Consumption:	100W
Light source:	24 pieces 5mm super bright RGB LED's (3-in-1 technology)
LED Lifetime (average)	50.000 hours
Control:	DMX-512, Stand Alone, Sound Activated, Master/Slave 10 preprogrammed programmings 7 built in color macro's 0-100% RGB Dimming
Addressing:	Digital by LCD Display
DMX Connection	3 pin and 5 pin XLR Connector
Curtain material:	300gr/m2 Fire Retardant Heavy Duty Clothing (Molton)
Curtain size:	Roundshape: 140cm Diameter
Curtain weight:	6,6 kg
Curtain color:	White
Controller size:	27,1 x 17,8 x 6,1 cm
Controller weight:	1,2kg
Controller color:	Black

## Star cable for Star Sky Circle Curtain

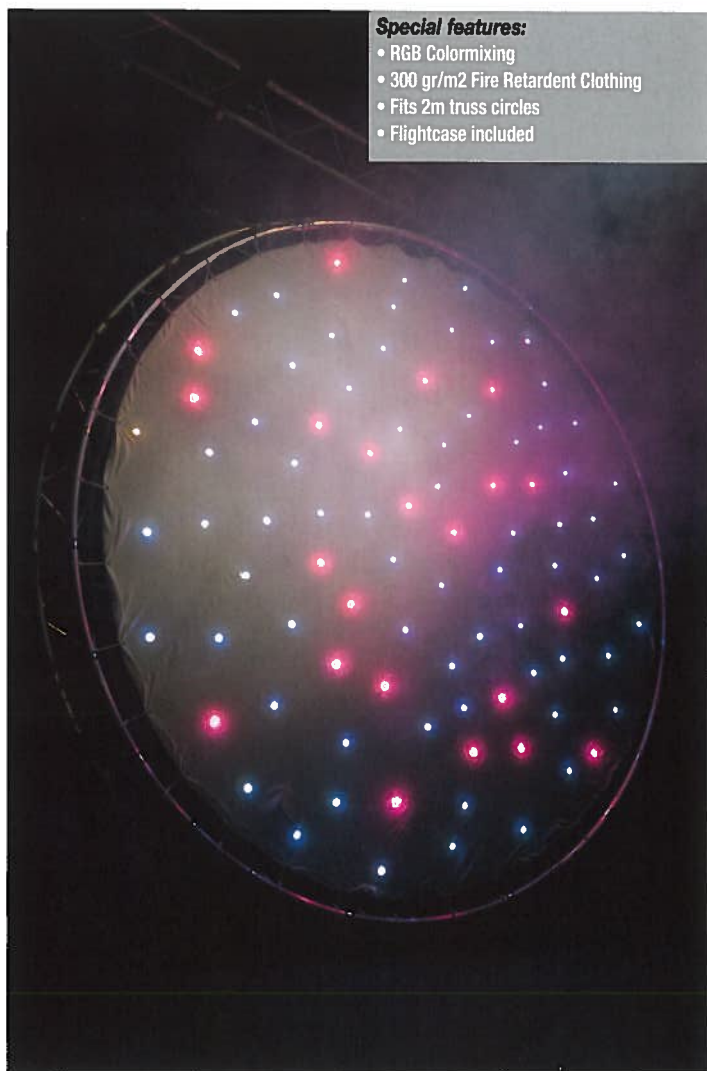
**34** 6m.

Star cable extension cable for connection between Star Sky Circle Curtain and controller. Length 6 meter.




### Special features:

- RGB Colormixing
- 300 gr/m2 Fire Retardant Clothing
- Fits 2m truss circles
- Flightcase included





- Special features:**
- 256 LEDs, Red Green Blue White and Amber colors
  - IEC In- and output
  - Auto and sound programs selectable by DMX
  - No moving parts inside




**Blade Runner**  
43086

The Showtec Blade Runner is a LED light-effect with 4 separate outputs that creates a wide range of beams and will cover a big size dance floor. It is equipped with IMC, Intelligent Music Control, this is a special sound-to-light module that reacts to your music like a real light-jockey. If you are playing easy-listening music different nice slow patterns will be selected. If you are playing party music the IMC will select uplifting patterns to entertain your audience. It is a full option light effect that can be controlled by 2 different DMX modes, has custom settings and can be used as plug-and-play effect with the built-in programs or IMC module. Two big advantages of the Blade Runner are long LED lifetime and no moving parts inside, which makes the unit maintenance free.

**Technical information:**

Power Input:	100-230V 50/60 Hz
Power Consumption:	40W
Light Source:	256 Ultra bright 5 mm LED (R:64, G:64, B:64, W:32, A:32)
Control:	Auto, Sound, Custom, Master/Slave, DMX
DMX Channels:	2 and 3 Channel mode
Control Display:	4 Digits LED
Power Connector:	IEC In/Out
Data Connector:	In/Out (XLR 3 Pin)
Dimensions:	500 x 340 x 170 mm (excl. bracket)
Weight:	4,5 kg
Optional Accessories:	IEC cables, 90465, 90466, 90446



- Special features:**
- Intelligent Music Control
  - 10W RGBW 4-in1 LED
  - IEC In- and output
  - Auto and sound programs selectable by DMX




**Cyclone 4**  
43087

The Cyclone 4 is a compact dynamic light effect with a big coverage range on the dance floor. It has a 4-in-1 10W RGBW LED light source and creates laser-sharp beams by 8 optimized lenses. The Cyclone 4 is equipped with IMC, Intelligent Music Control, this is a special sound-to-light module that reacts to your music like a real light-jockey. If you are playing easy-listening music different nice slow programs will be selected. If you are playing party-music the IMC will select the uplifting programs and different strobe patterns to entertain your audience. The Cyclone also has built-in programs and if you like to control it yourself you can use the DMX mode. DMX control will give you full control over Operation mode, Colors, Strobe and Motor speed. It is very user-friendly due to the menu with 4 digit display. DMX & IEC in- and output with the Master/Slave mode will make this unit easy linkable.

**Technical Information**

Power Input:	100-230V 50/60 Hz	Weight:	3,6 kg
Power Consumption:	36W	Optional Accessories:	IEC cables, 90465, 90466, 90446
Light Source:	1 x 10W 4-In1 RGBW Chip		
Control:	Auto, Sound, Custom, Master/Slave, DMX		
DMX Channels:	4		
Control Display:	4 Digits LED		
Power Connector:	IEC In/Out		
Data Connector:	In/Out (XLR 3 Pin)		
Dimensions:	270 x 248 x 200 mm (excl. bracket)		





## ir Force

89

Showtec Star Force is a new generation moonflower with a high power LED light effect. Just one 10W 4-in-1 RGBW LED will take care of a powerful burst of lights that will take you into a colorful tunnel of light. The Showtec Star Force is just like any other Showtec light effects equipped with IMC. IMC stands for Intelligent Music Control, this is a special sound-to-light modulation that reacts to your music like a real light show. If you are playing easy-listening music, different nice slow programs will be selected. If you are playing party music the IMC will select uplifting programs and different strobe patterns to entertain your audience. Auto, Master/slave, DMX and DMX setups can easily be set by the menu with 4-digit display. The menu display can be mirrored and shut down after you make your settings. The new generation moonflower has all the functions that you need.





Technical information:	
Power Input:	100-230V 50/60 Hz
Power Consumption:	36W
Light Source:	1 x 10W 4-in-1 RGBW Chip
Control:	Auto, Sound, Custom, Master/Slave, DMX
DMX Channels:	4
Control Display:	4 Digits LED
Power Connector:	IEC In/Dut
Data Connector:	In/Dut (XLR 3 Pin)
Dimensions:	247 x 195 x 170 mm (excl. bracket)
Weight:	2,8 kg
Optional Accessories:	IEC cables, 90465, 90466, 90446



### Special features:

- Lasersharpe beams
- Sound-active program selectable by DMX
- 10W RGBW 4-in-1 LED
- IEC In- and output



## C-1

### Easy preset controller

EPC-1 is a handy tool to control the light effects most important functionality's. It works with 43089, 43086 and 43087 light effects. On the 43089 & 43087 you can switch between sound mode & sound mode and set the light effect in blackout status. The 43086 has built in programs and it is possible to select the different built in programs with the EPC-1 controller.

### Technical information:

Measurements:	90 x 53 x 20 mm
Functionality:	Sound Active/Auto Run, Built in program, Blackout
Cable length:	5m





**Special features:**

- Lasersharpe beams
- Intelligent Music Control
- 2x 10W RGBW 4-in-1 LED
- IEC in- and output



**Dual Starforce IMC**



43146

The Showtec Dual Starforce is a wide spreading dual moonflower. Just two 10W 4-in-1 RGBW LED chip will take care of powerful burst of beams that will take you into a colorful tunnel of light. The Showtec Dual Starforce is just like many other Showtec light effects equipped with IMC. IMC stands for Intelligent Music Control, this is a special sound-to-light module that reacts to your music like a real light jockey. Auto, sound to light, Master/slave and DMX setups can easily be set by the menu with the 4 digit display. The menu display can be mirrored and shut down after you make your settings. This new generation moonflower has all the options that you need.

**DMX** **STROBE** **IMC**  
4 in 1 CONTROLLABLE EFFECT TECHNOLOGY


**Technical information:**

Power input: 100 230V 50/60Hz  
 Power consumption: 36W  
 Lightsource: 2x 10W 4-in-1 RGBW Chip (CREE)  
 Control: Auto, Sound, Master/slave, DMX  
 DMX channels: 5  
 Control display: 4 digit LED  
 Power Connector: IEC In/Out  
 Data Connector: In/Dut (XLR 3pin)  
 Dimensions: 233 x 280 x 343 mm  
 Weight: 3,5 kg  
 Optional accessories: IEC Cables, 90465, 90466, 90466, EPC-1 Remote control (43098)



**Special features:**

- 2-in-1 Light effect
- 2 x 9 Watt 3-in-1 LEDs for Derby
- 64 LEDs UV and White LEDs for moonflower
- 6 DMX channels



**Swing 4**



43085

If you can't choose between a moonflower effect or a derby effect, this is what you need. The Swing 4 is a creative combination of a moonflower with 4 derby effects. Both light-effects have their own led light sources. 2 x 9W 3-in-1 RGB led for the derby effect and a LED matrix board of 108 pcs RGB LEDs for the moonflower effect. All functionality you need is on board like DMX, Sound control, Master/Slave functionality and Auto programs.

**DMX** **STROBE** **RGBE**  
3 in 1 CONTROLLABLE EFFECT COLOUR

**Technical information:**

Power Input: 100 230V 50/60 Hz  
 Power Consumption: 45W  
 Light Source: 2 x 9W 3-in-1 RGB LEDs  
 Derby  
 64 RGB LEDs for Moonflower  
 Control: Auto, Sound, Master/Slave, DMX  
 DMX Channels: 6  
 Control setting: Dipswitch  
 Power Connector: IEC  
 Data Connector: In/Out (XLR 3 Pin)  
 Dimensions: 250 x 250 x 260 mm  
 Weight: 3,6 kg





## Disco Star

088

Showtec Disco Star is a very compact powerful plug-and-play effect. It has 3 sets of 3-in-1 LEDs that generate the colors red, green, blue, purple, white, yellow, and more. The lenses are integrated in a transparent cover that not only create beams in a circle of 140° but also give the housing nice looks. The Disco Star has no moving parts at all. The movement of the beams is created internally, this is more safe and secure a long lifetime. It is a full optical effect with built-in programs, static colors, DMX control, Master/Slave option and remote active mode.

If you are looking for a compact Disco effect, please ask your dealer for a demo and convince yourself with this little power effect.






### Technical information:

Power Input: 100-230V 50/60 Hz  
 Power Consumption: 20W  
 Light Source: 3 x 3W RGB 3-in1  
 Control: Auto, Sound, Custom, Master/Slave, DMX  
 DMX Channels: 4  
 Control: Dipswitch  
 Power Connector: 1,6m cable, schuko  
 Data Connector: In/Dut (XLR 3 Pin)  
 Dimensions: 180 x 180 x 165 mm  
 Weight: 0,9 kg



### Special features:

- 3 x 3Watt RGB 3-in1 LEDs
- 140° coverage
- No external moving parts
- Glow and beam effects due to transparent housing



## Gravity

099

Gravity is a new high power lighteffect. It is equipped with 12 3W LED's ensuring powerful beams and vivid colors. It is equipped with IMC-Technology (Intelligent Music Controlling) ensuring you the best sound to light relation nowadays available in the market.

Gravity can work to the beat of the music or by DMX to give the user total control.





### Technical information:

Power input: 100-230V 50/60Hz  
 Power consumption: 36W  
 Lightsources: 12x 3W LED's (3x Red, 3x Green, 3x Blue, 3 White)  
 Control: Auto, Sound, Master/Slave, DMX  
 DMX Channels: 3  
 Control Display: 4 Digits LED  
 Power Connection: IEC Input  
 Data Connector: 3 pole XLR (In/Dut)  
 Dimensions: 450 x 265 x 240 mm  
 Weight: 4 kg  
 Optional accessories: IEC cables: 90465,90466, 90446 EPC-1 Remote(43098)



### Special features:

- High Power LED's
- IMC Technology
- Multi voltage Powersupply
- Precise Optics





**Special features:**

- Plug and play water effect
- Manual focus
- 10W LED Light source
- Strong light output



**Hydrogen**

43091

The Showtec Hydrogen is a plug-and-play water projector with a powerful 10W LED Light source. It has a solid iron housing with a nice finish and strong bracket. It slowly scrolls the colors white, red, green, blue, purple & yellow in a realistic water wave effect. It only has one switch to stop the scrolling of the colors to select your desired fixed color. It is possible to select a split color and it can be manually focused by adjusting the lens.




**Technical information:**

Power Input:	100-230V 50/60 Hz
Power Consumption:	23W
Light Source:	1 x 10W Chip
Beam angle:	25 degrees
Control:	Scrolling colors / fixed color
Power Connector:	IEC
Dimensions:	250 x 222 x 127 mm (excl. bracket)
Weight:	3,4 kg



**Special features:**

- 15 gobo's
- 10 Watt LED light source
- Plug and play
- Auto, Static or Sound mode



**Dream Dancer**

43092

The Showtec Dream Dancer is a gobo flower with a powerful 10Watt Cool white LED light source. It has 15 gobo's with 6 different dichro's. It is plug-and-play and has three modes; auto, static or sound active. Both gobo and mirror dish can be set into these three different modes. Like many other Showtec light effects it has IEC in- and out-put which makes it easy to connect multiple Showtec effects on one power source.



**Technical information:**

Power Input:	230V /50 Hz
Power Consumption:	19W
Light Source:	1 x 10W LED Chip
Beam angle:	30 degrees
Control:	Auto, static, Sound (both mirror dish & gobo)
Power Connector:	IEC In/Dut
Dimensions:	250 x 193 x 110 mm (excl. bracket)
Weight:	2,2 kg
Optional Accessories:	IEC cables, 90465, 90466, 90446





**drogen DMX**

095

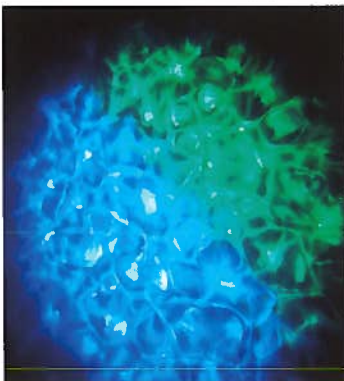
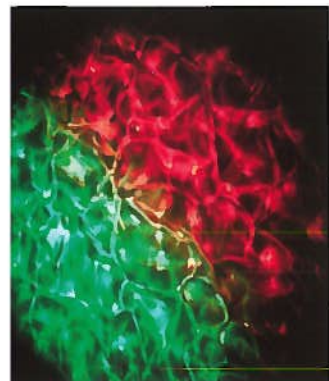

Showtec Hydrogen DMX is the bigger brother of the Hydrogen. It has a DMX interface and a stronger light output due to 15W LED source. Both colors and wa-  
rojection can be fixed or scrolling. If the  
rs are set to scrolling it makes the color  
nge white, orange, Green, Blue, Yellow,  
Purple.

**LED** **DMX** **IMC**  
 TECHNOLOGY CONTROLLABLE TECHNOLOGY
**Technical information:**

Power Input: 100-230V 50/60 Hz  
 Power Consumption: 20W  
 Light Source: 1 x 15W LED  
 Beam angle: +/- 30 Degrees  
 Control: Auto, Custom, Master/Slave, DMX  
 DMX Channels: 2  
 Control Display: 4 Digits LED  
 Power Connector: IEC In/Out  
 Data Connector: In/Out (XLR 3 Pin)  
 Dimensions: 267 x 231 x 122 mm (excl. bracket)  
 Weight: 2,8 kg  
 Optional accessories: IEC couple cables, 90465, 90466, 90446

**Special features:**

- 15W LED Source
- White, Orange, Green, Blue, Yellow, Purple colors
- 2 DMX channels
- Multi-voltage

**eam Dancer DMX**

097


Showtec Dream Dancer is a gobo flower  
 a powerful 15Watt Cool white LED light  
 rce. It has 14 gobo's with 6 different mul-  
 lor dichro's. It can work Stand alone, has  
 X control, Master Slave and IMC, (Inte-  
 nt Music Control). Both gobo and mirror  
 can be controlled in DMX mode. Like  
 ny other Showtec light effects it has IEC  
 and output which makes it easy to con-  
 t multiple Showtec effects on one power  
 rce.

**LED** **DMX**  
 TECHNOLOGY CONTROLLABLE
**Technical information:**

Power Input: 100-230V 50/60 Hz  
 Power Consumption: 20W  
 Light Source: 1 x 15W LED  
 Beam angle: +/- 35 Degrees  
 Control: Auto, Sound, DMX  
 DMX Channels: 4  
 Control Display: 4 Digits LED  
 Power Connector: IEC In/Out  
 Data Connector: In/Out (XLR 3 Pin)  
 Dimensions: 274 x 225 x 120 mm (excl. bracket)  
 Weight: 3,5 kg  
 Optional accessories: IEC couple cables, 90465, 90466, 90446

**Special features:**

- 15W LED light source
- Auto and sound programs selectable by DMX
- 3 DMX channels
- IEC In/Output





**Special features:**

- 15W 4-in-1 RGBW LED
- IEC In- & Output
- Intelligent Music Control
- 7 DMX Channels



**Star Dancer**

43096

The Star Dancer is a scanner version of the Star Force. The same brilliant tunnel beam effect combined with a scanner mirror. It has a powerful 15W 4-in-1 RGBW LED light source and 1.8 degree X and Y stepping motors. The IMC sound-to-light mode with master/slave functionality provides excellent control without using a DMX controller. In DMX mode you have 7 channels to get total control of a functionality. With the DMX and IEC in- & output makes it easy to make a setup with multiple units.

4 in 1 DMX STROBE IMC  
CONTROLLABLE EFFECT TECHNOLOGY

**Technical information:**

Power Input:	100-230V 50/60 Hz
Power Consumption:	50W
Light Source:	1 x 15W 4-in-1 LED
Control:	Auto, Sound, Master/Slave, DMX
DMX Channels:	7
Control Display:	4 Digits LED
Power Connector:	IEC In/Out
Data Connector:	In/Out (XLR 3 Pin)
Dimensions:	160 x 197 x 395 mm (excl bracket)
Weight:	3,5 kg
Optional accessories:	IEC couple cables, 90465, 90466, 90446



**Special features:**

- IEC In- and output
- Auto programs selectable by DMX
- 256 x 5mm power LEDs
- Extra wide beams due to big lens



**Adrenaline**



43093

The Showtec Adrenaline is a light-effect based on a LED matrix board that has many different dynamic built in patterns. It will fill your room with colorful beams, created by 256 x 5mm LEDs (RGBW). The extreme big lens will make sure that it can handle large dance floors. The Showtec Adrenaline is just like many other Showtec light effects equipped with IMC. IMC stands for Intelligent Music Control, this is a special sound-to-light module that reacts to your music like a real light-jockey. If you are playing easy-listening music different nice slow programs will be selected. If you are playing party music the IMC will select uplifting programs and different strobe patterns to entertain your audience. Due to the menu with 4-digit display it is easy to make your desired setup: Sound active, Master Slave, Auto program or DMX mode. It has 3 DMX-channel mode to control the patterns and colors or a 256 DMX-channel mode to control each LED separately.

RGBW DMX STROBE IMC MATRIX  
COLOUR CONTROLLABLE EFFECT TECHNOLOGY PATTERNS

**Technical information:**

Power Input:	100-230V 50/60 Hz
Power Consumption:	52W
Light Source:	256 x 5mm LEDs (64xR,64xG,64xB,64xW)
Beam angle:	35 degrees
Control:	Auto, Sound, Custom, Master/Slave, DMX
DMX Channels:	3 or 256
Control Display:	4 Digits LED
Power Connector:	IEC In/Out
Data Connector:	In/Out (XLR 3 Pin)
Dimensions:	302 x 302 x 240 mm
Weight:	3,2 kg
Optional Accessories:	IEC cables, 90465, 90466, 90446





**Inversion**

094


Showtec Inversion is a 4-in-1 scanner effect with LED matrix-based gobo's. It is 60 x 5mm LEDs and RGBA Colors. In 7 channel DMX mode you can control every scanner separately and select 10 patterns, patterns speed, pattern rotate, and be for each output. The 8 channel DMX mode gives you control over built-in scanner effects patterns strobe rotate and speed. If you don't want to use DMX control, the Built-in programs, Master Slave and Sound active mode with IMC give you all the possibilities you need. IMC stands for Intelligent Music Control, this is a special sound-to-light mod that reacts to your music like a real light effect. The Showtec Inversion proves that a professional and complete lightshow can be very compact.

**Technical information:**

Power Input:	100-230V 50/60 Hz
Power Consumption:	40W
Light Source:	60 x 5mm LEDs (16xR, 20xG, 20xB, 4xA)
Control:	Auto, Sound, Master/Slave, DMX
DMX Channels:	8 or 17
Control Display:	4 Digits LED
Power Connector:	IEC
Data Connector:	In/Out (XLR 3 Pin)
Dimensions:	620 x 270 x 100 mm
Weight:	7,5 kg

**Special features:**

- 4-in-1 Scanner effect
- Sound programs selectable by DMX
- RGBA Colors
- Full control of 4 separate scanners

**Pathfinder**

147


Showtec Pathfinder is a new compact powerful centerpiece. It is equipped with eight 3-in-1 LED's ensuring powerful and wide beams. The Pathfinder is equipped with 3 musiccontrol. IMC stands for Intelligent Music Control and is the latest music to light control ensuring that your lighteffect is move excellent to the beat of the music. Due to the compact size the Pathfinder is very suitable for installations in venues with low ceilings.

**Technical information:**

Power Input:	100-230V 50/60Hz
Power consumption:	40W
Light source:	4x 3-in-1 RGB LED
Control:	Auto, Sound, Customs, Master/Slave, DMX
DMX Channels:	3
Control Display:	4 digit display
Power connector:	IEC In/Out
Data connector:	In/Out (3 pin XLR)
Dimensions:	310 x 310 x 200
Weight:	4 kg
Additional accessories:	IEC cables, 90465, 90466, 90466

**Special features:**

- Compact Size
- Multi Voltage Powersupply
- Intelligent Music Control
- Powerfull lightoutput







### X-Ray Duo Moon

43072T

The complete XB series have become transparent, now you will get two effects but only buy one with the Showtec X-Ray series. Due to the transparent housing you will get an extra colorchanging effect on the housing. The X-Ray Duomoon has RGB and W LEDs that creates two moonflower patterns by a double LED matrix. With 3 DMX channels you will have full control on left and right output, strobe function and moon flower patterns. Watch both product videos to see the difference between the black XB-Duomoon (43072) and the transparent X-ray Duomoon.

#### Technical information:

Power Input:	Autoswitching 100V - 240V 50/60 Hz
Power Consumption:	30W
Light Source:	98 (40x Red, 32x Green, 16x Blue, 10x White)
Control:	Auto, Sound, Master/Slave, DMX
DMX Channels:	3
Addressing:	Dipswitch
Power Connector:	IEC
Data Connector:	In/Out (XLR 3 Pin)
Dimensions:	300 x 330 x 250 mm
Weight:	2,7 kg






### X-Ray Derby

43073T

The X-Ray Derby is the transparent brother of the XB-Derby DMX. With the X-Ray Derby you will get two effects in one unit, the well known classic Derby beams with an additional color changing glow on the housing. It has two 9 Watt 3-in-1 LEDs that ensure high-power colorful beams. Like all XB and X-Ray series it has Auto, Sound, Custom, Master/Slave modes and a DMX interface. Combine the X-Ray Derby with other X-ray light effects and create a classic lightshow with a futuristic touch. Watch the product videos of the XB-Derby (43072) and X-Ray Derby to see the difference!

#### Technical information:

Power Input:	Auto switching 100V - 240V 50/60 Hz
Power Consumption:	30W
Light Source:	2 x 9 Watt LED RGB 3-in-1
Control:	Auto, Sound, Custom, Master/Slave, DMX
DMX Channels:	4
Addressing:	Dipswitch
Power Connector:	IEC
Data Connector:	In/Out (XLR 3 Pin)
Coverage angle:	132°
Dimensions:	305 x 325 x 258 mm
Weight:	2,4 kg



### X-Ray Double Derby

43070T

X-Ray Double derby, double effects! The X-Ray double derby does not only create fantastic beams like the XB brother but also gives a color changing glow due to the transparent housing. However this is a classic derby effect it gives your lightshow futuristic looks. Of course it has all functionality you like to have, preprogrammed and sound-activated programs, master/slave functionality and DMX steering. The double powerful 3-in-1 LED chips create bright colors and have strobe functionality. Check out the specifications and manual for more info and watch both product videos to see the difference, XB-double derby (43070)

#### Technical information:

Power Input:	Auto switching 100V - 240V 50/60 Hz
Power Consumption:	24W
Light Source:	2 x 9 Watt LED RGB 3-in-1
Control:	Auto, Sound, Custom, Master/Slave, DMX
DMX Channels:	4
Addressing:	Dipswitch
Power Connector:	IEC
Data Connector:	In/Out (XLR 3 Pin)
Coverage angle:	135°
Dimensions:	305 x 325 x 258 mm
Weight:	2,4 kg







## Ray Wave

0717

X-ray Wave fills your room with beams gives a color changing glow effect in 3 colors. Due to the transparent housing it not only creates beams but the color of the housing is also the color of the glow on the housing. Two effects in one unit! It has more than the conventional derby effects which creates a floor-to-ceiling and wall-to-wall coverage with sharp beams. Check out the specifications and manual for more info and watch both product videos to see the difference between the black XB-Wave (43071) and the transparent X-ray Wave.



Technical information:	
Power Input:	Auto switching 100V - 240V 50/60 Hz
Power Consumption:	24W
Light Source:	2 x 9 Watt LED RGB 3-in-1
Control:	Auto, Sound, Custom, Master/Slave, DMX
DMX Channels:	4
Addressing:	Dipswitch
Power Connector:	IEC
Data Connector:	In/Out (XLR 3 Pin)
Coverage angle:	135°
Dimensions:	305 x 325 x 258 mm
Weight:	2,4 kg




## Ray Dreamer

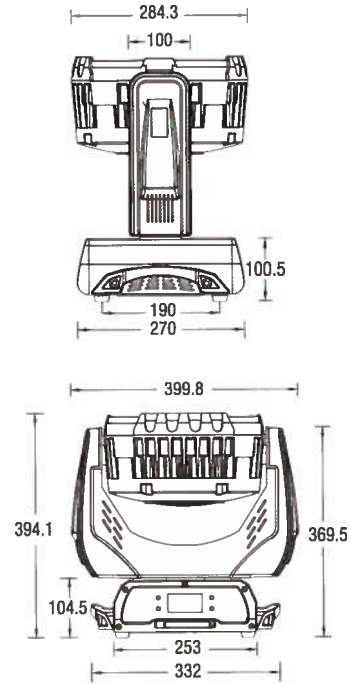
0691

Ray Dreamer, two effects in one unit! The Ray Dreamer is the transparent brother of the X-ray Wave. They have the same technical functionality but the X-Ray has beam effects and also a color changing glow effect on the housing. This will give your light show an extra dimension. The dreamer has separate control of all 6 clusters by DMX. It gives the housing multiple colors in one unit. Check out the specifications and manual for more info and watch both X-ray Wave and Ray Dreamer product videos to see the difference. Ray Dreamer 43069)

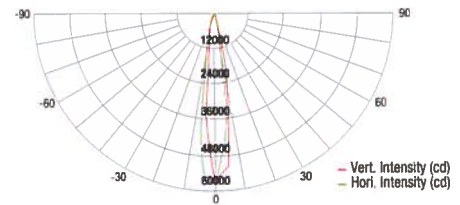


Technical information:	
Power Input:	Autoswitching 100V - 240V 50/60 Hz
Power Consumption:	24W
Light Source:	90 (30x red, 30x green, 30x blue)
Control:	Auto, Sound, Master/Slave, DMX
DMX Channels:	10
Addressing:	Dipswitch
Power Connector:	IEC
Data Connector:	In/Out (XLR 3 Pin)
Coverage angle:	96°
Dimensions:	300 x 385 x 190 mm
Weight:	2 kg



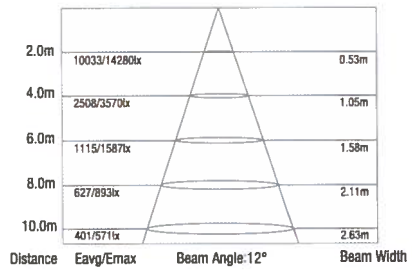


Intensity Distribution



Average Beam Angle (50%) : 15.4°

Illuminance at Distance



41358 Expression 8000 Q4 Zoom Fixture-settings

Channel	1	2	3	4	5	6	7	8	9	10	11	12	13	14	15	16	17	18	19	20	21
Function	Pan	Pan-Fine	Tilt	Tilt-Fine	Pan/Tilt Speed	Red 1	Green 1	Blue 1	White 1	Red 2	Green 2	Blue 2	White 2	Red 3	Green 3	Blue 3	White 3	Dimmer	Shutter Strobe	Zoom	Control
255																					
128																					
0																					



**pression 8000 Q4 Zoom**  
58




Expression 8000Q4 is the latest addition in the ever-growing and successful Expression series. The Expression 8000 offers a 4-in-1 LED Technology (Red, Green, Blue, White) combined with an extended and smooth zoom of 15 to 45 degrees. It outputs a 6860+ Lumens and a 2285+ Lux @ 5 meter. The big and bright LCD lets you navigate through the fixtures menu and lets you setup your Expression within a short time.

- Special features:**
- Bright Output
  - 4-in-1 Technology
  - Zoom
  - Menu with big LCD display

**Technical information:**

Output:	Lumens: 6860+(conforms to IES LM-79-08) Lux@5m: 2285lux+(using standard optic) Max. Distance: 73m (where illuminance is 10.7 Lux or 1FC)
Light Source:	LED Qty: 37 X 10W RGBW Drive Current: 700mA Color Range: 16.7 million additive RGB colors with full saturation control
Electrical:	Input Voltage: 100-240VAC Power Consumption: 450W max. at full output On-board: Display for Auto and Custom control Control Protocol: DMX512 Control Personality: Advanced(16chs) / Basic(12chs)
DMX System Dimmer:	0-100% Strobe: 0-20Hz Electronic Zoom: 15° -45°
Movement:	Pan: 540° Tilt: 300° Pan/Tilt Resolution: 8-16 bit Special: Pan/Tilt movement blackout User-selectable pan/tilt ranges
Physical:	Dimensions: 400x394x270mm Weight: 11.6kg Housing: Flame-retardant plastic(V0) Color: Black Fixture Connection: Data in/out, Power in/out Cooling: Forced Convection Certification: CE, cETL Environment: Dry location Max. ambient Temp.: 45°C





**Special features:**

- 6 and 11 Channels setting
- 9 Gobo's & 9 Colors
- 13.300 Lux @ 1 M
- 16 Built in programs selectable by DMX



**Phantom 25 LED Spot**

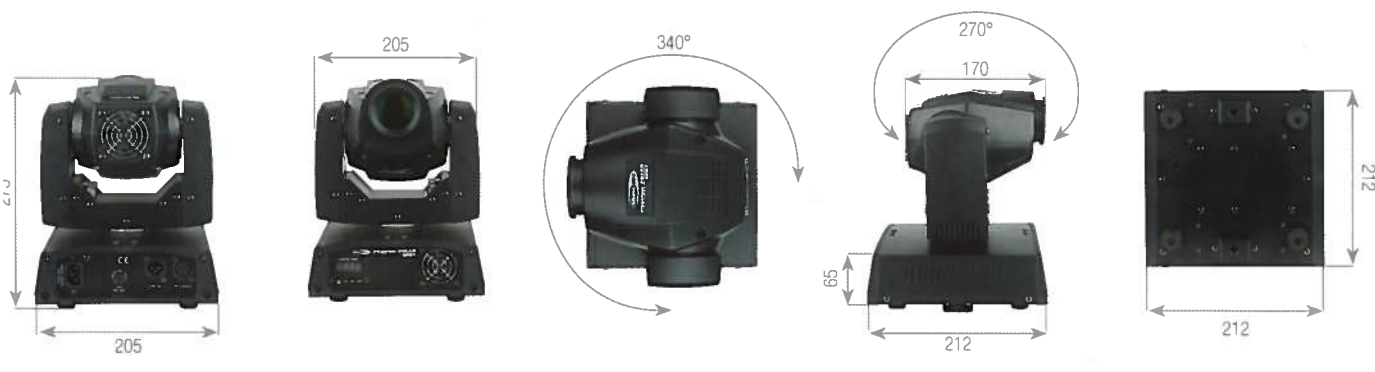

40185

LED DMX STROB  
TECHNOLOGY CONTROLABLE EFFEC

The Phantom 25LED Spot is a compact and powerful LED moving head spot. It is equipped with a white 25W LED light source and has 9 colors and 9 gobos with shake effect. The eight automatic and eight sound-to-light programs with master / slave function will ensure a quick and easy setup. It has a 6 and a 11 channel DMX personality. The weight is only 4,3 Kg and it has a single clamp bracket which makes it easy to handle and position in truss systems. The Phantom 25LED spot is introduced together with the 25LED Wash and 50LED Spot. All units are from one range with different functionalities. This makes it easy to combine them. An optional flightcase for 2 pcs is available, ordercode: D7495B







**Technical Information**

Output @ 1m:	13.300	Pan/Tilt resolution:	16 bit
Beam Angle:	13°	Special:	Pan / Tilt movement blackout
Light Source:	1 x 25W White LED		User-selectable Pan & Tilt ranges, 540°/360°/180°
			Reverse Pan / Tilt movement
Electrical Voltage:	100-240 VAC	Gobos & Colors	
Power consumption:	59W max. at full output	Gobo:	9 metal gobos
Drive current:	1.45A	Gobo functions:	Gobo-flow effect, Gobo shake
		Colors:	9 dichroic-filters + white
Control Board:	Display for auto and Sound control	Color functions:	Split colors, Rainbow-flow effect
Control Protocol:	DMX512	Physical Housing:	Metal & Flame-retardant plastic
Control Personality:	Advanced 11ch / Basic 6ch	Color:	Black
DMX system:		Fixture Connection:	XLN Data in/out, IEC Power in
Dimmer:	0-100%	Dimensions (WxDxH):	205 x 210 x 310 mm
Mode:	0-20Hz	Weight:	4,3 kg
Focus:	Manual focus	Certification and Safety	
Temperature:		Certification:	CE
Beam angle:	540°	Max. ambient Temp.:	40°C
Beam angle:	270°		

2012

**Special features:**

- 40W LED engine light source
- Excellent 4-in1 RGBW color mixing
- Adjustable Color Temperature
- Built in programs selectable by DMX

**Phantom 25 LED Wash**

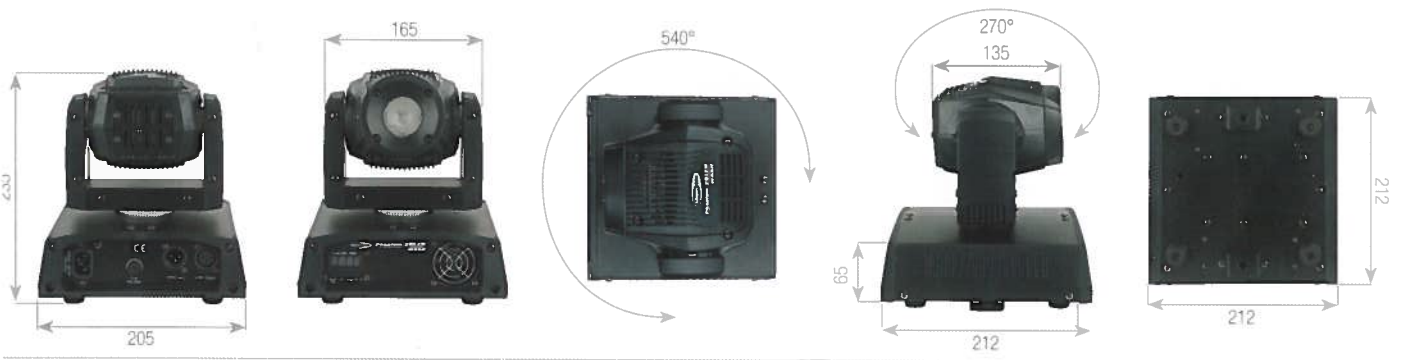
40186



The Phantom 25LED Wash is a compact and powerful LED moving wash head spot. It is equipped with a 40W 4-in-1 LED light source that brings 4200Lux @ 1m. Besides the RGBW color settings it also has an adjustable color temperature setting. The eight automatic and eight sound to light programs with master / slave function will ensure a quick and easy set-up. It has a 6 and 15 channel DMX personality. With his 3,6 Kg and one clamp bracket this wash light is very ergonomic which makes it easy to handle and position in truss systems. The 25LED wash has all the functionality you desire from a moving wash light. The phantom 25LED wash is introduced together with the 25LED spot and 50LED spot. All units are from one range but with different functions. This makes it easy to combine the Phantom LED series. An optional flightcase for 2 pcs is available, ordercode: D7495B







#### Technical Information

Output @ 1m	4200	Tilt:	270°
Beam Angle	25°	Pan/Tilt resolution:	16 bit
Light Source	40W LED Engine RGBW	Special:	Pan / Tilt movement blackout User-selectable Pan & Tilt ranges, 540°/360°/180° Reverse Pan / Tilt movement
Electrical Input Voltage:	100-240 VAC	Colors	RGBW
Power consumption:	67W max. at full output	Colormix:	RGBW
LED Drive current:	R 1A, G 1A, B 1A, W 1A	Options:	Color Macros, Adjustable color temperature
Control Board:	Display for auto and Sound control	Physical	Black
Control Protocol:	DMX512	Color:	Metal & Flame-retardant plastic
Control Personality:	Advanced 15ch / Basic 6ch	Housing:	Metal & Flame-retardant plastic
Control system Dimmer:	0-100%	Fixture Connection:	XLR Data in/out, IEC Power in
Frequency:	0-20Hz	Dimensions (WxDxH):	205 x 210 x 255 mm
Beam movement Tilt:	540°	Weight:	3,6 kg
		Certification and Safety	
		Certification:	CE
		Max. ambient Temp.:	40°C

**Special features:**

- 18.500 Lux @ 1 M
- 8 Rotating Gobo's & 9 Colors
- Gobo shake, gobo rotate and 3-fact prism
- 16 Built in programs selectable by DMX




**Phantom 50 LED Spot**

40187

LED TECHNOLOGY DMX CONTROLLABLE STROBE EFFECT

The Phantom 50LED Spot is the bigger brother of the 25LED Spot and has a 50W white LED light source. Besides the stronger output the 50LED spot also has some extra functionality's like rotating gobo's and a 3-facet prism. The 50LED spot has 8 gobo's with shake effect and the 9 dichros are the same as the 25LED Spot. This makes them easy to combine. The 50LED Spot can also be used as a master for the 25LED spot in a master/slave setup. It has 2 personalities, an advanced 13-channel and a basic 6-channel setting. The weight is 5,6 Kg and has only one clamp bracket which makes it easy to handle and position in truss systems. This little moving head will surprise you with its complete functionality and strong light output. An optional flightcase for 2 pcs is available, ordercode: D7495B



**Technical Information**

Output  
Lux @ 1m: 18.500  
Beam Angle: 17°  
Light Source: 1 x 50W White LED

Electrical  
Input Voltage: 100-240 VAC  
Power consumption: 84W max. at full output  
LED Drive Current: 2A

Control  
On-Board: Display for auto and Sound control  
Control Protocol: DMX512  
Control Personality: Advanced 13ch / Basic 8ch

Optical system  
Dimmer: 0-100%  
Strobe: 0-20Hz  
Focus: Manual focus  
Prism: 3-facet prism

Movement  
Pan: 540°

Tilt: 270°  
Pan/Tilt resolution: 16 bit  
Special: Pan / Tilt movement blackout  
User-selectable Pan & Tilt ranges, 540°/360°/180°  
Reverse Pan / Tilt movement



Gobos & Colors  
Gobo: 2 glass + 5 metal gobos  
Gobo functions: Gobo-flow effect, Gobo shake  
Rotation: Bi-directional  
Colors: 8 dichroic-filters + white  
Color functions: Split colors, Rainbow-flow effect

Physical  
Color: Black  
Housing: Metal & Flame-retardant plastic  
Fixture Connection: XLR Data in/out, IEC Power in  
Dimensions (WxDxH): 205 x 210 x 340 mm  
Weight: 5,6 kg

Certification and Safety  
Certification: CE  
Max. ambient Temp.: 40°C









**Special features:**

- 1 Watt RGB laser system
- DMX & ILDA control
- 30K Scanner pair
- 2 Auto & Sound shows, 86 built-in patterns
- Runs pre-programmed shows from SD card
- Flightcase, 18m ILDA cable & 1G SD card included

**Galactic RGB1000**


**51330 1W Red/Green/Blue Laser, ILDA & DMX**

The Galactic RGB 1000 is the top model of the Galactic Series. It has an output of 1000mW and beautiful clear colors created by 3 separate laser-diodes, Red, Green and Blue with TTL modulation. The RGB-1000 can be controlled by DMX and has many built-in figures and patterns. It can project two built-in patterns at the same time. You can also create your own designs and shows with any kind of ILDA laser software. The RGB-1000 is equipped with a 30K scanner pair which makes faster and bigger projections possible with less flickering. For rental solutions you can use the SD card slot to run pre-programmed shows without any controller. The Galactic RGB1000 includes a flightcase and 18m ILDA Cable.

**Technical information:**

Power Input:	AC 100-240V, 50/60Hz
Power Consumption:	68 Watt
Laser Color:	Red, Yellow, Green, Blue, Purple, Cyan, White
Laser Power:	1000mW (500mW 650nm Red, 100mW 532nm Green, 400mW 450nm Blue)
Laser Modulation:	TTL
Laser Class:	4
Scan Speed:	30K
Scan Angle:	+/-20°
Control Modes:	2xAuto, 2xSound, Master/Slave, DMX, ILDA, SD-Card
Control Display:	LCD
DMX Channels:	13
Data Connector:	In/Dut, XLR 3Pin & Sub-D 25 Pole
Safety Features:	Key switch, Interlock, Safety eye
Laser Safety:	EN/IEC 60825-1 Ed 2, 2007-03
Dimensions:	460 x 338 x 162mm (excl. bracket)
Dimensions flightcase:	760 x 435 x 315mm
Weight:	11,5 kg
Accessories:	2 Keys, Interlock test connector, flightcase, 18m ILDA cable, 1G SD card

**Laser colors:**





## Galactic B1000

### 1W Blue Laser, ILDA & DMX

Galactic B1000 is a professional 1Watt blue laser. Due to the strong 1W output this unit is capable of making great beam shows for indoor and outdoor events. If you combine the B1000 with his brother G300 (51332) you can make more creative beam shows. The B1000 has a 20K scanner pair which makes more projections possible with less flickering. It can be controlled by DMX, ILDA or operate in stand-alone mode with a pre-programmed show on SD card.

Colors:



#### Technical information:

Power Input:	AC 100-240V, 50/60Hz
Power Consumption:	40 Watt
Laser Color:	Blue 450nm
Laser Power:	300mW
Laser Modulation:	TTL
Laser Class:	4
Scan Speed:	20K
Scan Angle:	+/- 20°
Control Modes:	2xAuto, 2xSound, Master/Slave, DMX, ILDA, SD-Card
Control Display:	LCD
DMX Channels:	13
Data Connector:	In/Out, XLR 3Pin & Sub-D 25 Pole
Safety Features:	Key switch, Interlock, Safety eye
Laser Safety:	EN/IEC 60825-1 Ed 2, 2007-03
Dimensions:	385 x 310 x 162 mm (excl. bracket)
Weight:	8 kg
Accessories:	2 Keys, Interlock test connector, 1G SD card

#### Special features:

- 1 Watt Blue laser system
- DMX & ILDA control
- 20K Scanner pair
- 2 Auto & Sound shows, 86 built-in patterns
- Runs pre-programmed shows from SD card
- 1G SD card included
- Same personality as G300



## Galactic G300

### 300mW Green Laser, ILDA & DMX

Galactic G300 is a single 532nm green laser. Green is the most impressive color for laser shows and because of the 300mW laser module this unit makes powerful beam shows. If you like to create a more impressive show you can combine the G300 with the Showtec B1000 (51331). Both units have the same functionality and personality which makes programming together very easy. It also has built-in laser shows and together with the master-slave function you can run an impressive laser show without any preparation. The Galactic B300 can be controlled by DMX or programmed with any laser software using the ILDA protocol. For rental situations you can use the SD card slot to run pre-programmed shows without controller.

Colors:

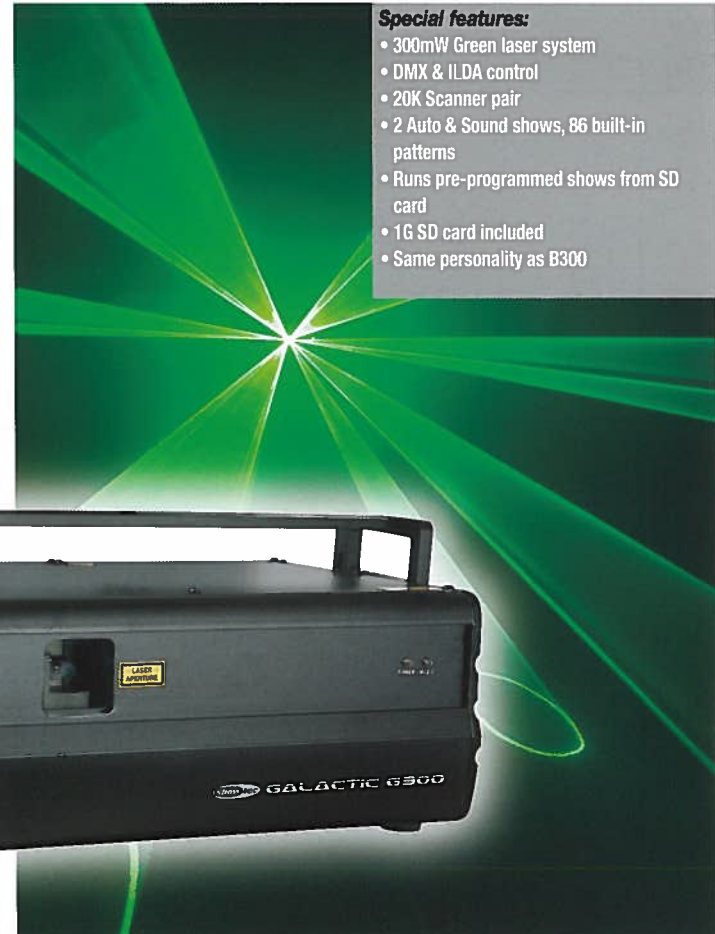


#### Technical information:

Power Input:	AC 100-240V, 50/60Hz
Power Consumption:	38 Watt
Laser Color:	Green 532nm
Laser Power:	300mW
Laser Modulation:	TTL
Laser Class:	4
Scan Speed:	20K
Scan Angle:	+/- 20°
Control Modes:	2xAuto, 2xSound, Master/Slave, DMX, ILDA, SD-Card
Control Display:	LCD
DMX Channels:	13
Data Connector:	In/Out, XLR 3Pin & Sub-D 25 Pole
Safety Features:	Key switch, Interlock, Safety eye
Laser Safety:	EN/IEC 60825-1 Ed 2, 2007-03
Dimensions:	385 x 310 x 162 mm (excl. bracket)
Weight:	8 kg
Accessories:	2 Keys, Interlock test connector, 1G SD card

#### Special features:

- 300mW Green laser system
- DMX & ILDA control
- 20K Scanner pair
- 2 Auto & Sound shows, 86 built-in patterns
- Runs pre-programmed shows from SD card
- 1G SD card included
- Same personality as B300



### Galactic Value Line

The Galactic Value Line is a 5 model family of compact lasers with the same functionalities but different colors. They all have the same control modes and programs. This makes it easy to create a versatile laser-show with different units. The Galactic Value line has one auto and one sound to light program integrated and they can be selected manually or by DMX. In DMX mode you also have total control of all Patterns, X-Y movements, zooming, speed and rotation. All Galactic value line models are equipped with optimized optics for the best laser performance.

The Galactic value line makes it possible to create a cost effective professional laser-show with one or multiple units.

Compatible Galactic Value line series:

- 51320 B300, Blue 300mW
- 51321 G40, Green 40mW
- 51322 RVP-250, Red Violet Purple 250mW
- 51323 RGY-140, Red Green Yellow 140mW
- 51324 GVC-190, Green Violet Cyan 190mW

#### Special features:

- Compact housing, 300mW blue output
- Same personality as Galactic G40 Value Line
- Master/Slave possibility with other value line units
- Auto and sound programs selectable by DMX



### Galactic B300 Value Line

#### 51320 300mW Blue Laser

The B300 is the single blue color laser of the Galactic Value Line. It is equipped with a 300mW 450nm laser-diode. Just like the G40 it has 8 DMX channels and a total of 32 different patterns.

Lasercolors:



#### Technical information:

Power Input:	AC 100-240V, 50/60Hz
Power Consumption:	17 Watt
Laser color:	Blue
Laser Power:	300mW 450nm
Laser Modulation:	TTL
Laser Class:	3B
Scanner:	Stepping motor
Scan Angle:	+/- 30°
Control Modes:	Auto, Sound, Master/Slave, DMX
Control Display:	4 Digits LED
DMX Channels:	8
Data Connector:	In/Dut (XLR 3Pin)
Safety Features:	Key switch, Interlock, Safety eye
Laser Safety:	EN/IEC 60825-1 Ed 2, 2007-03
Dimensions:	160 x 145 x 80 mm (excl. bracket)
Weight:	1,3 kg
Accessories:	2 Keys, Interlock test connector



#### Special features:

- Compact housing 40mW Green output
- Same personality as the Galactic B300 Value Line
- Master / Slave possibility with other value line units
- Auto and sound programs selectable by DMX



### Galactic G40 Value Line

#### 51321 40mW Green laser


The G40 is the single green color laser of the Galactic Value Line. It is equipped with a 40mW 532nm laser-diode. Just like the B300 it has 8 DMX channels and a total of 32 different patterns.

Lasercolors:



#### Technical information:

Power Input:	AC 100-240V, 50/60Hz
Power Consumption:	15 Watt
Laser Color:	Green
Laser Power:	40mW 532nm
Laser Modulation:	TTL
Laser Class:	3B
Scanner:	Stepping motor
Scan Angle:	+/- 30°
Control Modes:	Auto, Sound, Master/Slave, DMX
Control Display:	4 Digits LED
DMX Channels:	8
Data Connector:	In/Dut (XLR 3Pin)
Safety Features:	Key switch, Interlock, Safety eye
Laser Safety:	EN/IEC 60825-1 Ed 2, 2007-03
Dimensions:	160 x 145 x 80 mm (excl. bracket)
Weight:	1,3 kg
Accessories:	2 Keys, Interlock test connector





### Galactic RVP250 Value Line

#### 1322 250mW Red Violet Purple Laser

The RVP-250 has bright red, violet and purple colors and a total power of 250mW. The multicolor lasers from Galactic Value Line can function as a Master for the single color laser when they are used in Master / Slave mode. Multicolor lasers from the Galactic Value Line have the same personality which has 10 DMX channels and 32 different patterns.


Colors:



Technical information:	
Power Input:	AC 100-240V, 50/60Hz
Power Consumption:	16 Watt
Laser Color:	Red, Violet, Pink
Laser Power:	250mW (100mW 650nm Red, 150mW 405nm Violet)
Laser Modulation:	TTL
Laser Class:	3B
Scanner:	Stepping motor
Scan Angle:	+/- 30°
Control Modes:	Auto, Sound, Master/Slave, DMX
Control Display:	4 Digits LED
DMX Channels:	10
Data Connector:	In/Out (XLR 3Pin)
Safety Features:	Key switch, Interlock, Safety eye
Laser Safety:	EN/IEC 60825-1 Ed 2, 2007-03
Dimensions:	160 x 145 x 80 mm (excl. bracket)
Weight:	1,3 kg
Accessories:	2 Keys, Interlock test connector

#### Special features:

- Compact housing
- 32 Patterns and built-in shows
- Red, Violet and Purple colors with total 250mW
- Master / Slave possibility with other value line units



### Galactic RGY140 Value Line

#### 1323 140mW Red Green Yellow Laser

The RGY-140 has bright red, green and yellow colors with a total power of 140mW. The multicolor lasers from Galactic Value Line can function as a Master for the single color laser when they are used in Master / Slave mode. Multicolor lasers from the Galactic Value Line have the same personality which has 10 DMX channels and 32 different patterns.


Colors:



Technical information:	
Power Input:	AC 100-240V, 50/60Hz
Power Consumption:	15 Watt
Laser Color:	Red, Green, Yellow
Laser Power:	140mW (100mW 650nm Red, 40mW 532nm Green)
Laser Modulation:	TTL
Laser Class:	3B
Scanner:	Stepping motor
Scan Angle:	+/- 30°
Control Modes:	Auto, Sound, Master/Slave, DMX
Control Display:	4 Digits LED
DMX Channels:	10
Data Connector:	In/Out (XLR 3Pin)
Safety Features:	Key switch, Interlock, Safety eye
Laser Safety:	EN/IEC 60825-1 Ed 2, 2007-03
Dimensions:	145 x 160 x 80 mm (excl. bracket)
Weight:	1,3 kg
Accessories:	2 Keys, Interlock test connector

#### Special features:

- Compact housing
- 32 Patterns and built-in shows
- 140mW, Red, Green and Yellow colors
- Master / Slave possibility with other value line units



**Special features:**

- Compact housing
- 32 Patterns and built-in shows
- 190mW, Green, Violet and Cyan colors
- Master / Slave possibility with other value line units

**Galactic GVC-190 Value Line**

**51324 190mW Green Violet Cyan Laser**




The GVC-190 has bright green, violet and cyan colors with a total power of 190mW. The multicolor lasers from Galactic Value Line can function as a Master for the single color laser when they are used in Master / Slave mode. All Multicolor lasers from the Galactic Value Line have the same personality which has 10 DMX channels and 32 different patterns.

Laser colors:



**Technical information:**

Power Input:	AC 100-240V, 50/60Hz
Power Consumption:	15 Watt
Laser Color:	Green, Violet, Cyan
Laser Power:	190mW (40mW 532nm Green, 150mW 405nm Violet)
Laser Modulation:	TTL
Laser Class:	3B
Scanner:	Stepping motor
Scan Angle:	+/- 30°
Control Modes:	Auto, Sound, Master/Slave, DMX
Control Display:	4 Digits LED
DMX Channels:	10
Data Connector:	In/Out (XLR 3Pin)
Safety Features:	Key switch, Interlock, Safety eye
Laser Safety:	EN/IEC 60825-1 Ed 2, 2007-03
Dimensions:	145 x 160 x 80 mm (excl. bracket)
Weight:	1,3 kg
Accessories:	2 Keys, Interlock test connector





**Galactic RGB600 Value Line****1325 600mW Red Green Blue Laser**

The Galactic RGB 600 is the top model of the Galactic Value Line series. It has a full power output of 600mw created by 3 separate laser-diodes, Red, Green and Blue. With these three laser-diodes you can create Red, Green, Yellow, Blue, Purple, Cyan and White colors by TTL modulation. The RGB-600 has 80 patterns and different auto or sound to light programs which are selectable by DMX. Besides the higher power and more possibilities than the other models of the Galactic Value Line, the RGB-600 is also equipped with a 15K Scanner pair. This makes it possible to create faster and bigger projections with less flickering. If you want to have total control of the 80 patterns, X-Y movements, scrolling, zooming, speed and rotation you can use the 5 Channel DMX mode.


several colors:

**Technical information:**

Power Input:	AC 100-240V, 50/60Hz
Power Consumption:	20 Watt
Laser Color:	Red, Yellow, Green, Blue, Purple, Cyan, White
Laser Power:	600mW (120mW 650nm Red, 180mW 532nm Green, 300mW 450nm Blue)
Laser Modulation:	TTL
Laser Class:	4
Scan Speed:	15K
Scan Angle:	+/- 40°
Control Modes:	Auto, Sound, Master/Slave, DMX
Control Display:	4 Digits LED
DMX Channels:	17
Data Connector:	In/Dut (XLR 3Pin)
Safety Features:	Key switch, Interlock, Safety eye
Laser Safety:	EN/IEC 60825-1 Ed 2, 2007-03
Dimensions:	250 x 204 x 99 mm (excl. bracket)
Weight:	2,8 kg
Accessories:	2 Keys, Interlock test connector

**Special features:**

- Red, Green, Yellow, Blue, Purple, Cyan and White colors
- 80 Patterns
- 600mW, 15K Scanning
- Different auto and sound shows integrated



**Special features:**

- 4-in-1 Technology
- High lightoutput
- Roadproof design
- Convection cooling (silent)



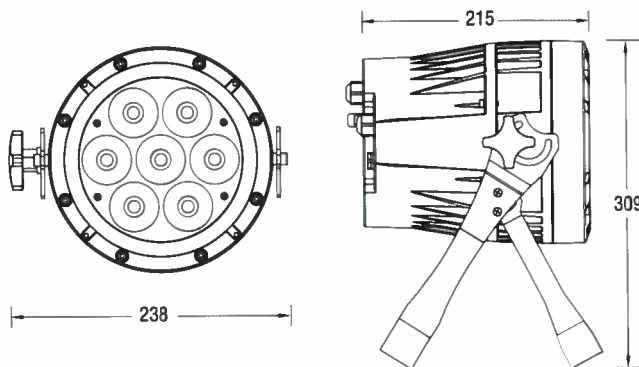
**Spectral M1000 Q4**

**Available models:**

43526 IP67

43525 Tour

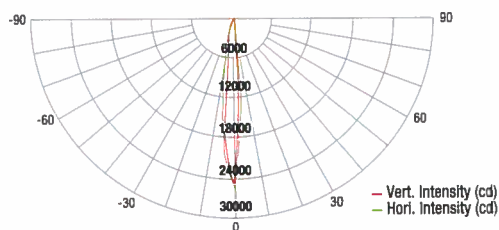
The Spectral M1000 is the successor of the already popular Spectral M800. The Spectral M1000 offers true 4-in-1 LED technology (Red, Green, Blue and White) ensuring a wide palette of vivid colors and true white. The Spectral M1000 can be delivered in a Tour version (Powercon input and output) as well as IP67 version with dedicated IP connectors



outdoor

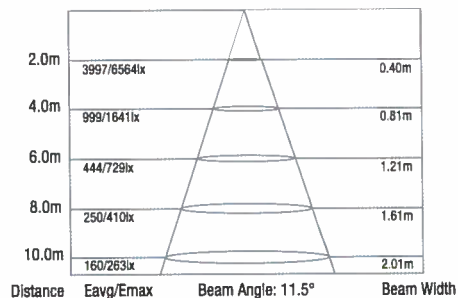
indoor

**Intensity Distribution**



Average Beam Angle ( 50% ) : 11.5°

**Illuminance at Distance**



**Technical information:**

Output: Lumens 3000+  
 Output: Lux@5m: 1050+  
 Lightsource: LED Quantity 7 pcs RGBW  
 Drive current: 700mA  
 Colorrange: 16.7 million additive RGB colors with full saturation control

Electrical:  
 Input voltage: 100-240V AC  
 Power consumption: 66W max at full output

Control:  
 Dn Board: Display for static color/Auto/Custom control  
 Control protocol: DMX512  
 Control personality: Tour (9ch), ARC.1 (3ch), AR1.D (4ch), ARC.2 (4ch), AR2.D (5ch), AR2.S (6ch), HSV (3ch)

Optical system:  
 Dimmer 0-100%  
 Strobe: 0-20Hz  
 Beam Angle: 10 degrees

Physical:  
 Dimensions: 238 x 215 x 309 mm  
 Weight: 5,4 kg  
 Housing: Die cast aluminium  
 Color: Black  
 Lens plate: Tempered glass  
 Fixture connection: Data in/out, Power in/out  
 Cooling: Convection



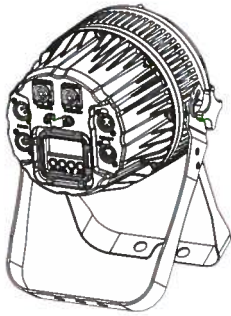
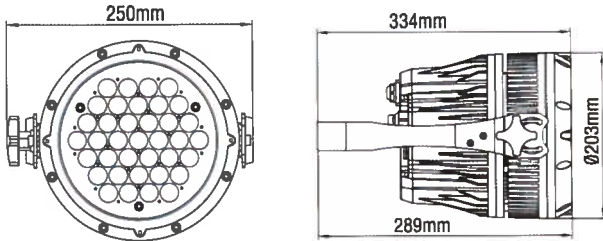


## Spectral 2500MKII Zoom

The Spectral 2500MKII Zoom is designed as a truly versatile unit, combining the forefront of LED technology with its extremely impressive zoom range of 8-40 degrees. Lightweight and robust, the Spectral 2500MKII Zoom is ideal for a wide range of applications from productions, theatre, event to architectural facade lighting. With this fixture, lighting designers have the ideal tool for creating dramatic beams of light carrying out wide panoramic washing.

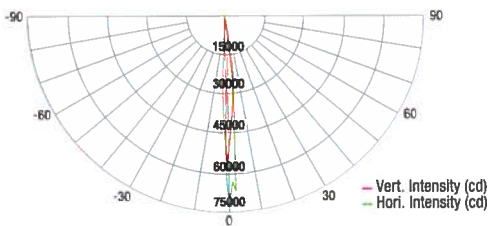
### Special features:

- High light output: 15500 Lux @ 2m
- Electronic zoom 8-40 degrees
- RGBW Colormixing
- Available in Tour version and IP rated version
- Compact
- Roadproof design
- Lightweight




indoor

### Intensity Distribution



Average Beam Angle ( 50% ) : 8°

### Illuminance at Distance

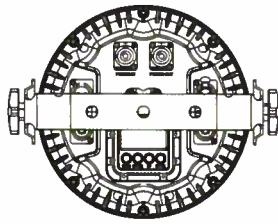
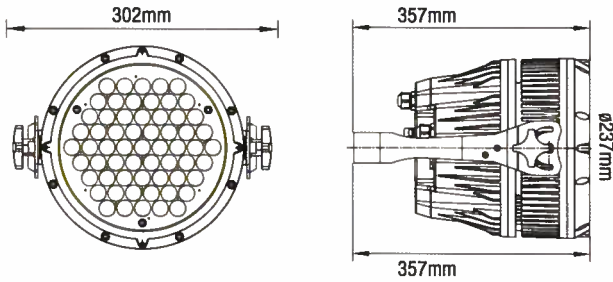


### Technical information:

Output:	Lumens: 2280
	Lux (@2m): 15500+
Max. projection distance	75m
LED Quantity	10x Red, 10x Green, 10x Blue, 7x White (6000K)
Input voltage:	100-240VAC
Power consumption:	100W (Full output)
Control:	DMX-512 (3,4,5,6,12 Channel Mode)
Dimmer:	0-100%
Strobe:	0-20Hz
Electronic zoom	8 - 40 degrees
Dimensions:	311 x 203 x 248 mm
Weight:	6,5 kg
Fixture connections:	Powercon in- and output, XLR 3 pole for Data
IP rating:	IP20
Cooling:	Convection (no fans)

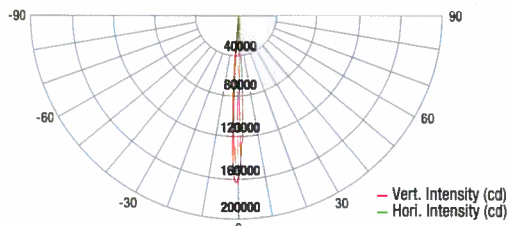
**Special features:**

- Zoom 8-40 degrees
- RGBW
- Multivoltage
- No fans



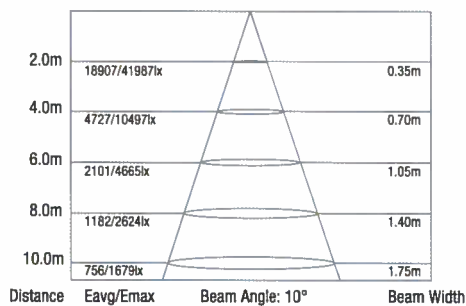
indoor

**Intensity Distribution**



Average Beam Angle ( 50% ) : 6.3°

**Illuminance at Distance**



**Spectral 3500MKII Zoom**

43529

The Spectral 3500MKII Zoom is designed as a truly versatile unit, combining the forefront of LED technology with its extremely impressive zoom range of 8 - 40 degrees. Lightweight and robust, the Spectral 3500MKII Zoom is ideal for a wide range of applications from production to theatre, event to architectural facade lighting. With this texture, lighting designers have the ideal tool for creating dramatic beams of light or carrying out wide panoramic washing.

**Technical information:**

Output:	
Lumens:	3500+ (conforms to IES LM -79 -08)
Lux@5m:	5000+ (using standard optic at zoom 8°)
Max. Distance:	112m (where illuminance is 10.7 Lux or 1FC)
Light Source:	
LED Qty :	17 x Red, 17 x Green, 17 x Blue, 10 x White
Drive Current:	600/700mA
Color Range:	16.7 million additive RGB colors with full saturation control
Electrical:	
Input Voltage:	100-240 VAC
Power Consumption:	180W max. at full output
Control:	
Dn-board:	Display for Static color/Auto/Custom control
Control Protocol:	DMX512
Control Personality:	Tour, Arc.1, Ar1.D, Arc.2, Ar2.D, Ar2.S, HSV (12CHS/3CHS/4CHS/4CHS/5CHS/6CHS/3CHS)
Optical System:	
Dimmer:	0-100%
Strobe:	0-20Hz
Electronic Zoom:	8°-40°
Physical:	
Dimensions:	302 x 237 x 311 mm
Weight:	9kg





**Special features:**

- Compact size
- 4-in-1 technology
- Powerful lightoutput

**Special features:**

- RGB Colormixing
- High Power Lightoutput
- IP65 Rating
- Multivoltage Powersupply


**Spectral 300 Q4**
**43527**

The Spectral 300 Q4 is a compact LED fixture offering 4-in-1 LED technology (Red, Green, Blue, White) due to its compact size it is very suitable as truss-warmer as well for lighting of smaller objects such as statues, tables etc. Despite its compact size it still has a powerful lightoutput of more than 500 Lumen. The Spectral 300 Q4 can be controlled by DMX as well by automatic mode.

**Spectral D5000 RGB**
**43509**

The Spectral D5000 is the latest and most powerful addition in the popular Spectral Range. The Spectral D5000 is equipped with 36 RGB 3-in-1 LED's. The LED's have an 25 degree optical lens ensuring high lightoutput and even colormixing.

**Technical information:**

Output:	Lumens 500+
Output:	Lux@2m: 302+
Lightsource:	LED Quantity 1 pcs RGBW
Drive current:	500/700mA
Colorrange:	16.7 million additive RGB colors with full saturation control
Electrical:	
input voltage:	100-240V AC
Power consumption:	12W max at full output
Control:	
On Board:	Display for static color/Auto/Custom control
Control protocol:	DMX512
Control personality:	Tour (9ch), ARC.1 (3ch), AR1.D (4ch), ARC 2 (4ch), AR2.D (5ch), AR2.S (6ch), HSV (3ch)
Optical system:	Dimmer 0-100%
Strobe:	0-20Hz
Beam Angle:	20 degrees
Physical:	
Dimensions:	238 x 215 x 309 mm
Weight:	5,4 kg
Housing:	Die cast aluminium
Color:	Black
Lens plate:	Tempered glass
Fixture connection:	Data in/out, Power in/out
Cooling:	Convection

**Technical information:**

Lumen:	5019+
Lux (@ 2 meter):	4930+
Max distance:	40 meter
Colour range:	16,7 million additive colors
LED Quantity:	36 pieces 3-in-1 RGB LED
Drive current:	350mA
Input-voltage:	100-240V Autoswitch
Power:	180W Max at full output
Display:	LED display for auto and customcontrol
Control:	DMX-512, Auto, Master/Slave
Dimmer:	0-100%
Strobe:	0-20Hz
Beam Angle:	25 degrees
Housing:	Die Cast Aluminium Powder Coat Finish
Colour:	Black
Lens Plate:	Tempered Glass
DMX Connection:	Dedicated IP65 connector, Dedicated IP65 Powerconnector
Cooling:	Convection (no fans)
IP Rating:	IP65
Dimensions:	340x310x220mm
Weight:	15 kg
Refreshrate:	400 Hz



**Special features:**

- Smart White control
- Multi Voltage
- Road Proof Design
- Neutrik connectores



**Special features:**

- Compact Housing
- Easy Link Up to 15 units
- Convection cooling, 100% silent
- Flicker Free (Suitable for TV Studio)



**Compact Studiobeam Smart White**

42498

The Compact Studiobeam Smart White is a compact but powerful fixture providing smart white technology. It is equipped with special LED's which are offering Cool White, Warm White and Amber in one package. Due to this 3-in-1 technology the Compact Studiobeam Smart White provides excellent whitebalance and is therefore very suitable for broadcast, TV studio, Theatres and events.

**Studiobeam Smart White**

42497

The new Studiobeam SW is ideal for lighting of stages, TV studio's and events. It is equipped with specially designed Smart White LED's containing cool white, warm white and amber in one package offering excellent white balance control. The Studiobeam SW has powercon in and output as well 3 and 5 pole XLR connector. DMX addressing is by a bright and easy to use display.

**Technical information:**

LED Quantity:	7x5W 3 IN 1 Cool White, Warm White, Amber
Drive current:	W:0.3326A
Input-voltage:	AC100-240V, 47-63Hz, 230V/0.268A, 120V/0.496A
Power:	40W MAX.
Display:	LED display for Auto and custom control
Control:	DMX-512(3/6)CHS
Dimmer:	0-255
Strobe:	0-20HZ
Beam Angle:	10 degrees
Housing:	Aluminium extrusion
Colour:	black
Lens Plate:	
DMX Connection	5pin in 5pin out
Cooling:	FAN
IP Rating:	IP-20
Dimensions (LxWxH):	245 x 184 x 146 mm
Weight:	1,9 kg
Refreshrate:	400 Hz



**Technical information:**

Lux (@ 2 meter)	Cool White: 4934
Lux (@ 2 meter)	Warm White 4032
Lux (@ 2 meter)	Amber: 1884
Max distance:	10m
Colour range:	2400K - 6000K
LED Quantity:	18 x 3 x 3W(CW+WW+Amber)
Drive current:	120V/60Hz 1.157A, 230V/50Hz, 0.626A
Input-voltage:	AC100-240V, 47-63Hz
Power:	140W MAX
Display:	LCD display for Auto and custom control
Control:	DMX-512(3and5 channel), Auto, Master/slave
Dimmer:	0-255
Strobe:	0-20HZ
Beam Angle:	20 degrees
Housing:	Aluminium extrusion
Colour:	Black
Lens Plate:	
DMX Connection	3+5pin
Cooling:	FAN
IP Rating:	IP-21
Dimensions:	278,1 x 228,6 x 358
Weight:	4,8 kg
Refreshrate:	1000Hz





**Special features:**

- Compact Housing
- Variable Color temperature
- Convection cooling, 100% silent
- Flicker Free (Suitable for TV Studio)


**Compact Par 36 CW/WW**
**42591**

The Showtec Compact Par 36 CW/WW is a compact but powerful fixture. It is equipped with 3x Cool White LED's and 18x Warm White LED's, both combined with high efficiency optics ensuring perfect performance in any circumstance. The Compact Par 36 CW/WW is equipped with IEC input and output for easy power linking. The compact structure makes this unit very suitable for use in venues with a limited space or as truss-warmer. Due to the convection cooling the Compact Par 36 CW/WW is 100% silent and therefore also very suitable for use in theatres.

**Technical information:**

Output:	
Lux @1m:	8520
Lux @2m:	730
Max Distance:	10m
Light Source:	
LED System:	Single LED's
LED Color:	Cool White and Warm White
Drive Current:	350mA
Refresh rate:	400 Hz
Electrical:	
Power Supply:	90-264V / 50-60Hz
Power Consumption:	40W
Control:	
Control Protocol:	DMX
DMX channels:	2,3,7
Optical system:	
Beam Angle:	17 degrees
Physical:	
Dimensions:	256 x 285 x 96 mm
Weight:	3 kg
Housing:	Extrude Aluminium Housing
Color:	Black, Powdercoated
Fixture Connections:	3 Pole DMX
Cooling:	Convection
Safety:	
Operation temperature:	-5 - +40 degrees Celcius
Environment:	IP-20


**Special features:**

- Compact Housing
- Easy Link Up to 15 units
- Convection cooling, 100% silent
- Flicker Free (Suitable for TV Studio)


**Compact Par 18 Tri**
**42590 18x 3-in-1 RGB**

The Showtec Compact Par 18 is a compact but powerful fixture. It is equipped with 18x 3-in-1 RGB LED's combined with high efficiency optics ensuring perfect performance in any circumstance. The Compact Par 18 is equipped with IEC input and output for easy power linking. The compact structure makes this unit very suitable for use in venues with a limited space or as truss-warmer.

**Technical information:**

Output:	
Lux @1m:	9600
Lux @2m:	1980
Max Distance:	10m
Light Source:	
LED System:	RGB-in-1 LED
LED Color:	RGB
Drive Current:	350mA
Refresh rate:	400 Hz
Electrical:	
Power Supply:	90-264V / 50-60Hz
Power Consumption:	60W
Control:	
Control Protocol:	DMX
DMX channels:	3,4,9
Optical system:	
Beam Angle:	20 degrees
Physical:	
Dimensions:	256 x 285 x 96 mm
Weight:	3 kg
Housing:	Extrude Aluminium Housing
Color:	Black, Powdercoated
Fixture Connections:	3 Pole DMX
Cooling:	Convection
Safety:	
Operation temperature:	-5 - +40 degrees Celcius
Environment:	IP-20



**Special features:**

- Cool White and Warm White colormixing in one
- Compact size
- Stand Alone Function
- Double Bracket



**Compact Par 7x CW/WW**

42581

The Compact Par 7x CW/WW is a new version of the already very popular Compact Par 7 Tri. The new CW/WW version contains 7 LED's with Warm White and Coolwhite LED's in one ensuring perfect whitebalance from 3200K up to 6000K. The Compact Par 7x CW/WW is ideal as frontlight for stages either as truss warmer. The compact size ensures that this item can fit in any venue.

**Technical information:**

Lightsources:	7x 2-in-1 LED
Drive current:	250mA
Refreshrate:	3,9kHz
LED Colors:	Warm White (3200K) and Cool White (6000K)
Electrical:	
Power supply:	100-240V AC
Power consumption:	23W
Control:	
Control mode:	DMX 512
DMX Channels:	2,3,7
Optical system:	
Dimmer:	0-100%
Strobe:	0-20Hz
Beam angle:	40 degrees
Physical:	
Dimensions:	290 x 275 x 115 mm
Weight:	2,6 kg
Housing:	Aluminium and Iron
Color:	Dark grey and black
Power Connectors:	IEC
Data Connectors:	3 pole XLR
Cooling:	Aluminium heat sink



**Special features:**

- Smart White color control
- No fans
- Multivoltage



**Powerline 18 SW (Smart White)**

41318

The new Powerline 18SW is a new and powerful LED Batten offering Cool White, Warm White, Amber colormixing. The Powerline 18SW has 18 LED's with 20x50 degrees lenses. The Powerline 18SW is very suitable for wall washing and cycloramas. It can be used in several DMX modes. From 3 channels where it is just a strip light fixture up to 54 channels where the user has full control of every pixel. The Powerline 18SW is very suitable for pixel/mapping applications and is the right tool for the most demanding light designer.

**Technical information:**


Lux:	4034 @ 2m
Max. distance:	20m
Color range:	16.7 million additive RGB colors
LED Quantity:	18x Smart White (Cool White, Warm White, Amber)
LED Drive current:	350mA
Input voltage:	100-240VAC
Power consumption:	106W
On board:	Display for auto and custom control
Control:	DMX, Auto, Manual, Audio, Master/Slave
Control protocol:	DMX 512 DMX Modes: 7 (3, 5, 7, and 54 channels)
Dimmer:	0-100% Strobe: 0-20Hz
Beam angle:	20x50 degrees
Housing:	extruded aluminium, powder coat finish black
Fixture connection:	3 and 5 pole XLR connector for DMX, Powercon In- and Output for power
Cooling:	Convection Weight: 8 kg





**Special features:**

- Robust housing
- RGBA colormixing
- 20x50 degree Lenses
- Full pixelcontrol


**Special features:**

- Robust housing
- RGBW colormixing
- 20x50 degree Lenses
- Full pixelcontrol


**Powerline 18 Q4A RGBA**
**1317**

The new Powerline 18 Q4 RGBA is a new and powerful LED Batten offering RGBA color-mixing. The Powerline 18Q4 has 18 LED's with 20x50 degrees lenses. The Powerline 18Q4 is very suitable for wall washing and cycloramas. It can be used in several DMX modes. From 4 channels where it is just an RGBW fixture up to 72 channels where the user has full control of every pixel. The Powerline 18 Q4 RGBA is very suitable for pixelmapping applications and is the right tool for the most demanding light designer.

**Technical information:**

Fixture:	4034 @ 2m
Max. distance:	20m
Color range:	16.7 million additive RGB colors
LED Quantity:	18x RGBA-in-1 LED
Drive current:	350mA
Input voltage:	100-240VAC
Power consumption:	131W
Control board:	Display for auto and custom control
Control:	DMX, Auto, Manual, Audio, Master/Slave
Control protocol:	DMX 512
DMX Modes:	7 (4, 6, 12, 24, 36 and 72 channels)
Dimmer:	0-100%
Strobe:	0-20Hz
Beam angle:	20x50 degrees
Housing:	extruded aluminium, powder coat finish black
Fixture connection:	3 and 5 pole XLR connector for DMX, Powercon In- and Output for power
Cooling:	Convection
Weight:	8 kg


**Powerline 18 Q4 RGBW**
**41316**

The new Powerline 18 Q4 RGBW is a new and powerful LED Batten offering RGBW color-mixing. The Powerline 18Q4 has 18 LED's with 20x50 degrees lenses. The Powerline 18Q4 RGBW is very suitable for wall washing and cycloramas. It can be used in several DMX modes. From 4 channels where it is just an RGBW fixture up to 72 channels where the user has full control of every pixel. The Powerline 18 Q4 RGBW is very suitable for pixelmapping applications and is the right tool for the most demanding light designer.

**Technical information:**

Fixture:	4034 @ 2m
Max. distance:	20m
Color range:	16.7 million additive RGB colors
LED Quantity:	18x RGBW-in-1 LED
Drive current:	350mA
Input voltage:	100-240VAC
Power consumption:	131W
Control board:	Display for auto and custom control
Control:	DMX, Auto, Manual, Audio, Master/Slave
Control protocol:	DMX 512
DMX Modes:	7 (4, 6, 12, 24, 36 and 72 channels)
Dimmer:	0-100%
Strobe:	0-20Hz
Beam angle:	20x50 degrees
Housing:	extruded aluminium, powder coat finish black
Fixture connection:	3 and 5 pole XLR connector for DMX, Powercon In- and Output for power
Cooling:	Convection
Weight:	8 kg





### LED Par 56 Diffuser set (4 sheets)

20P564

Use the diffuser filters for all your led par 56 fixtures to blend separate RGB LEDs and create a better color mix and front view.

Technical information:	
Dimensions:	214 x 214
Pcs:	4
(filterframe not included)	

### LED Par 64 Diffuser set (4 sheets)

20P644

Use the diffuser filters for al your led par 64 fixtures to blend separate RGB LEDs and create a better color mix and front view.

Technical information:	
Dimensions:	250 x 250
Pcs:	4
(filterframe not included)	


### Multibracket for Sunstrip

30713

The Showtec Sunstrip Multibracket enables you to fix fittings in any position: horizontally, vertically and diagonally, allowing you to obtain any spectacular illumination picture that you can imagine. This unique, patented

Multibracket can be used with Sunstrip and similar 1 mt fixtures.

Apart from the advantage of the infinite variety of positions, the positioning of these fittings has never been so easy. In short, there is nothing that limits you in your light design.



### CSR-300 TAL/2 7800k 750hrs fast fit

80933

Technical information:	
Colour:	Sky white 7800K
Colour Temp.:	CSR 300
Type:	SE
DE/SE:	23000
Lumen:	300W
Watt:	750
Lifetime/H:	1
Box Quant.:	126 mm
Length:	23 mm
Diameter:	Any
Burning pos.:	Mini FastFit PGJX28
Socket:	Cold restrike
Additional Info:	



### Followspot HMI 1200

30627

Followspot HMI 1200 with zoom & iris. It has 3 dichroic colors a heavy duty bracket and a separate balast for an HMI 1200 lamp.

#### Technical information:

Beam angle:	9° - 13°
Colors:	White, Red, Yellow, Blue, Black-out
Lamp:	HMI 1200W
Lamp Socket:	R7S
Dimensions:	280x 250 x 310mm (HxWxD)
Weight:	14.4Kg

Balast specification	
Power consumption:	1200W
Input:	220--230V AC 50HZ
Input chasis:	Neutrik powercon
Output:	1200W 100V 13 8A
Dulput chais-	6 pole multiconnector
Fuse:	T10A/250V AC
Dimensions:	275x325x835mm (HxWxD) excl. bracket
Weight:	16.32Kg





## Easy Fade 36

**50711**

The Easy Fade 36 is a new and easy to use lighting desk. It is specially designed for those applications where users have to operate light which have no knowledge about DMX and programming such as schools, churches etc.


The Easy Fade 36 is a double preset desk which has two banks of 18 channels. The desk can be used either as a double preset 18 channel desk or as a single preset 36 channel desk.

It is equipped with two Master faders and a grand master.

The Easy Fade 36 has no programming facilities in order to keep it simple to use for any user.

### Technical information:

Power Supply:	DC 12V 500mA
Power connector:	Adaptor included
Scenes/Chases:	0
Run mode:	Manual only
Patch mode:	N/A
Output:	DMX-512, 36 channels
Output connector:	3 pole XLR
Dimensions:	483 x 270 x 120 mm
Weight:	4 kg



## LED Operator Touch

**50724**

The LED Operator Touch is a new compact controller dedicated for archtainment solutions. It can control up to 8 groups of RGBW fixtures. Programming is very easy by the touch sensitive buttons. A clear LCD display guides you easily to the menu and shows you all functions.

The LED Operator can store 120 scenes and 16 chases (4 scenes on 30 banks, 4 chases on 4 banks)

Programms can run by automatic mode (fade and speed time can be set) either by sound.

### Technical information:

Control Fixtures:	8
Channels / Fixture:	32
Output indication:	RGB 3-in-1 LED
Factory chases:	6
Programmable chases:	16 (max 30steps)
Chase macros:	24
Operation modes:	Auto, Manual, Sound-Active
RGB preset colors:	255
Display:	8x2 LCD
Clock:	Built-in
Dimensions:	220 x 147 x 50 mm (WxDxH)
Weight:	0,65 kg



## LED Footcontrol

**50719** 4 Channel patchable LED par controller

The LED-Foot 4 is another innovative LED controller designed and developed by Showtec. It offers you total control to 4 groups of LED Parcans. Due to the fact that all channels are patchable, the LED-Foot can work with any LED fixture in the market. Programming of programs is easy and simple. Once the LED Foot is patched and programmed it can be controlled easily by your feet. Scene selection, Chases selection, Function it all can be controlled by your foot.

The LED-Foot 4 is the ideal solution for musicians who do not have their hands free to control their lighting.

### Technical information:

Power supply:	DC 12V- 500mA
Power consumption:	20 Watt
Power connector:	Adapter (included)
Chases:	16 with 99 steps
Scenes:	16
Fixtures:	4
DMX-512:	XLR 3 pole
Dimensions:	360 x 183 x 69 mm (W x D x H)
Weight:	1,5 kg





### Node-8 MKII Artnet-DMX Mode 1GB

50803

The new Node-8 MKII is the updated model of the previous Node-8. The Node-8 MKII offers Gigabit datalink as well Artnet in and output. The Node-8MKII has 8 outputs of each one universe. Each output can be set by the standard DMX protocol (250K) or by the high speed DMX (1000k).

**Technical information:**

Power supply:	AC100-240V, 50/60Hz
Data input:	Artnet
Data Output:	8x DMX-512
Data Output Signal:	DMX-512, DMX-1000K
Ethernet protocol:	TCP/IP, Artnet
Dimensions:	482 x 205 x 44 mm
Weight:	1,5 kg



### BlackBox R-512 G4 Receiver

50237

The W-DMX™ BlackBox series is an industry leader for Wireless DMX and RDM control, packed into a tough, roadworthy die-cast metal casing. As with all our top W-DMX™ technologies, the W-DMX™ BlackBox series is built for the true lighting professional. The W-DMX™ BlackBox G4 uses our patented Adaptive Frequency Hopping technology that automatically avoids interference created by other wireless networks, for example W-LAN, wireless intercoms, stage automation systems and more. BlackBox also include our advanced method of error correction called Data-Safe that correct any corrupt data before it gets to your lighting equipment.

**Technical information:**

Frequency band:	2,4 and 5,8 GHz
Operational modes:	Receiver
Material:	Die-Cast Moulding
Color:	Black
Dimensions (LxWxH):	235 x 150 x 45mm
Weight:	1,2 Kg



### BlackBox F-1 G4 Transceiver

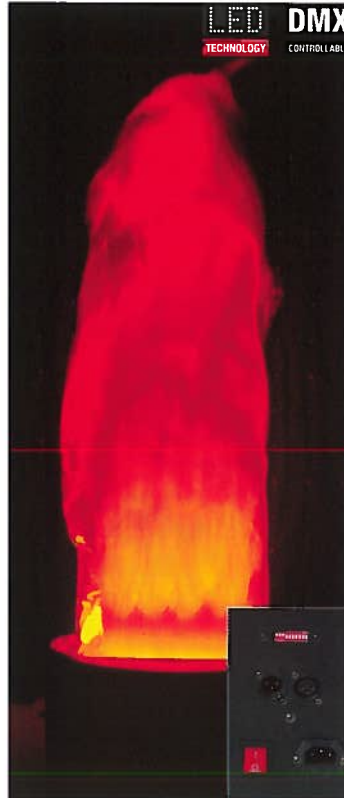
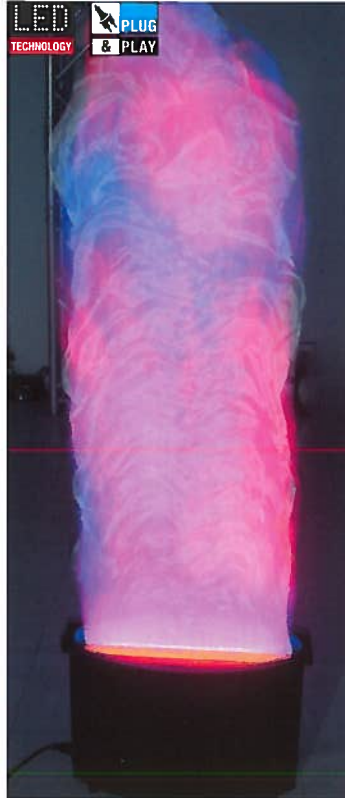
50236

The W-DMX™ BlackBox series is an industry leader for Wireless DMX and RDM control, packed into a tough, roadworthy die-cast metal casing. As with all our top W-DMX™ technologies, the W-DMX™ BlackBox series is built for the true lighting professional. The W-DMX™ BlackBox G4 uses our patented Adaptive Frequency Hopping technology that automatically avoids interference created by other wireless networks, for example W-LAN, wireless intercoms, stage automation systems and more. BlackBox also include our advanced method of error correction called Data-Safe that correct any corrupt data before it gets to your lighting equipment.

**Technical information:**

Frequency band:	2,4 and 5,8 GHz
Operational modes:	Transmitter/Receiver
Connectors:	Neutrik Ethercon and Powercon, XLR 3/5 pin
Material:	Die-Cast Moulding
Color:	Black
Dimensions (LxWxH):	235 x 150 x 45mm
Weight:	1,2 Kg





## Flame Light 1,5m

**40636 Plug & Play**  
A cosy effect which is very suitable for events, decoration and parties. It has a stylish housing and a 'flame' of 1,5m.

### Technical information:

Voltage:	240V / 50 Hz
LED Quantity:	10 mm LED, 27x Orange, 27x Blue
Power consumption:	95W
Control:	Manual switch
Size (housing):	520 x 250 x 340 mm
Height of flame:	1500 mm
Weight:	15 kg

## Flame Light 1,5m LED

**40637 DMX Control**  
This cosy flamelight is a true eye-catcher on your event, decoration or venue. It is equipped with LED technology in order to save power and to achieve a long life time. The flamelight can reach a height of 1500mm and can be controlled by DMX.

### Technical information:

Voltage:	240V / 50 Hz
LED Quantity:	10 mm LED, 27x Orange, 27x Blue
Power consumption:	95W
Control:	DMX (8 channels)
Size (housing):	520 x 250 x 340 mm
Height of flame:	1500 mm
Weight:	15 kg



## Atmos S100 Snowmachine

**50886**  
The Atmos S100 is a compact but powerful Snowmachine. It is very suitable for small clubs, bars and partyrooms. It has a simple on/off remote which makes the Atmos S100 easy to use. Although its compact size it has a powerful output which can create a cosy and snowy atmosphere in any venue.

### Technical information:

Power:	250 Watt
Liquid use:	50cc/minute
Tank capacity:	0,8 liter
DMX:	No
Dimensions:	172 x 334 x 145 mm (WxDxH)
Remote:	Basic on/off remote (included)

## Atmos B100 Bubble Machine

**60885**  
The Atmos B-120 is a new addition in the popular Atmos range. The Atmos B-120 is a compact but versatile Bubble Machine for small and medium sized application. It has DMX on board which gives you total control of your special effects. The Bubble Machine works with any official Bubble Liquid on the market.

### Technical information:

Power:	240V / 50 Hz
Power consumption:	50 Watt
Tank capacity:	0,5 liter
DMX:	2 channel (1 fan on/off, 2 rotating of the wheel)
Dimensions:	290 x 200 x 280 mm
Weight:	5 kg
DMX Input:	3 pole XLR
DMX Setting:	Dipswitch



-	172 334 145	NO	Included	0,8 L				

5	290 200 280	2	0,5 L				

**Special features:**

- Powerful Output
- Perfect price / performance ratio
- Stylish design
- Wireless Remote Control included
- DMX Control!
- Create a thin haze of fog
- 1000W Heater



**Atmos F-350**

**60880 Fazer**

**Technical Information**

Power Supply: 240V / 50Hz  
 Heater: 1000W  
 Output: 2000 cu.Ft/min  
 First Heat up time: 3 minutes  
 Tank Capacity: 1,5 liter  
 Fluid Consumption: 10 min / 1 liter  
 Include Remote: Separate Sender and Receiver unit  
 Remote Connection: 5 Pole Din  
 Cable Length Remote: 5 meter  
 DMX-512: 1 Channel  
 DMX Connector: 3 Pole XLR  
 DMX Setting: Dipswitch  
 Dimensions: 565 x 200 x 200 mm  
 Weight: 6 kg



6	565 x 200 x 200 mm	1	2000 c/m.	Included	1,5 L		
---	--------------------	---	-----------	----------	-------	--	--

**Special features:**

- Compact and stylish design
- Perfect price / performance ratio
- 500W Heater
- Including wired remote control
- Including hanging bracket



**Atmos 500**

**60870 Compact Fog Machine**

**Technical Information**

Power Supply: 240V / 50Hz  
 Heater: 500W  
 Output: 4000 cu.Ft/min  
 First Heat up time: 3 minutes  
 Tank Capacity: 1 liter  
 Fluid Consumption: 17 min / 1 liter  
 Include Remote: On-Off Remote  
 Remote Connection: 5 Pole Din  
 Cable Length Remote: 5 meter  
 Dimensions: 300 x 150 x 110 mm  
 Weight: 2 kg



2	300 x 150 x 110 mm	4000 c/m.	Included	1 L			
---	--------------------	-----------	----------	-----	--	--	--

**Special features:**

- Compact and stylish design
- Perfect price / performance ratio
- Suitable for DJ, Bands and Clubs
- 1000W Heater
- Including remote control
- Including hanging bracket



**Atmos 1000**

**60871 Compact Fog Machine**

**Technical Information**

Power Supply: 240V / 50Hz  
 Heater: 1000W  
 Output: 10000 cu.Ft/min  
 First Heat up time: 3 minutes  
 Tank Capacity: 1 liter  
 Fluid Consumption: 13 min / 1 liter  
 Include Remote: On-Off Remote  
 Remote Connection: 5 Pole Din  
 Cable Length Remote: 5 meter  
 Dimensions: 360 x 160 x 165 mm  
 Weight: 3 kg



3	360 x 160 x 165 mm	10000 c/m.	Included	1 L			
---	--------------------	------------	----------	-----	--	--	--



**Atmos 1500**  
60872 Compact Fog Machine

Technical Information	
Power Supply:	240V / 50Hz
Heater:	1500W
Output:	30000 cu. Ft/min
First Heat up time:	6 minutes
Tank Capacity:	2,5 liter
Fluid Consumption:	2 min / 1 liter
Include Remote:	Wired Remote / Separate Sender and build-in Receiver unit
Remote Connection:	5 Pole Din
Cable Length Remote:	5 meter
Dimensions:	510 x 280 x 180 mm
Weight:	7 kg



- Special features:**
- Powerful Output
  - Perfect price / performance ratio
  - Stylish design
  - Wireless Remote Control Included
  - 1500W Heater
  - Including Wired Remote Controller
  - Suitable for Club, DJ, Stage



<b>Kg</b>	<b>mm</b>	<b>Output</b>	<b>Included</b>	<b>Capacity</b>			
7	510 280 180	30000 c/m.	Included	2,5 L			

**Atmos 2000**  
60873 Compact Fog Machine

Technical Information	
Power Supply:	240V / 50Hz
Heater:	2000W
Output:	40000 cu. Ft/min
First Heat up time:	6 minutes
Tank Capacity:	3,2 liter
Fluid Consumption:	2 min / 1 liter
Include Remote:	Timer-Remote Control/ Separate Sender and Receiver unit
Remote Connection:	5 Pole Din
Cable Length Remote:	5 meter
DMX-512:	1 Channel
DMX Connector:	3 Pole XLR
DMX Setting:	Dipswitch
Dimensions:	500 x 280 x 180 mm
Weight:	7,8 kg



- Special features:**
- Powerful Output
  - Perfect price / performance ratio
  - Stylish design
  - Wireless Remote Control Included
  - DMX-512 Control
  - Including Timer/Remote Controller
  - 2000W Heater



<b>Kg</b>	<b>mm</b>	<b>Output</b>	<b>Included</b>	<b>Capacity</b>			
7,8	500 280 180	40000 c/m.	Included	3,2 L			

**M-1 Mobile fogger Fluid**  
606351 500cc

The FLM-05 fog liquid has been tailored specially for the M-1 Mobile fogger to produce a pure and clean fog. This fluid works best with the M- Mobile unit and is produced according to Reach regulations.





**Digital Luxmeter MKII**  
91006

**Extension Cable Schucko/Schucko**

Length	
90502	10m, 3x2,5mm Titanex with ABL
905021	15m, 3x2,5mm Titanex with ABL
905022	20m, 3x2,5mm Titanex with ABL



**Ext. Cable Schucko/Schucko**

Length	
90555	5m 3 x 1.5mm Titanex with ABL
90556	10m 3 x 1.5mm Titanex with ABL
90557	15m 3 x 1.5mm Titanex with ABL
90558	20m 3 x 1.5mm Titanex with ABL
90559	25m 3 x 1.5mm Titanex with ABL



**IEC male to IEC female**

Length	
90446	3 m
90466	6 m
90465	1,5 m



**Powerport 3, Powercon in, 3 Powercon Out**  
50275

The Powerport 3 is an compact and easy powerdistributor which distribute a powercon input into 2 powercon outputs and a link output. These powerport makes it very easy to distribute the power into your truss.



**Powerport 5, Powercon in, 5 Powercon Out**  
50276

The Powerport 5 is an compact and easy powerdistributor which distribute a powercon input into 4 powercon outputs and a link output. These powerport makes it very easy to distribute the power into your truss.



**MFD M3 Mounting frame**

905311 for NAC3MPA & NAC3MPB



**Neutrik Chassis-input**

90530 Blue



**Neutrik Chassis-output**

90531 Grey







## PSA-3206-16 Powerdistributor

50615

The Showtec PSA-3206/16 is a new designed wallmountable powerdistributor which is very suitable for exhibitions and events. It has a 3 phase CEE 32A input. There are 6 outputs, each secured by a dedicated circuit-breaker. Moreover each circuitbreaker is equipped with an indicator to show if the channel is live either failed. Furthermore there is a non switched poweroutput to give power to e.g. refrigerators or coolers. For extra connectivity the PSA3206/16 is equipped with an extra CEE 16A 3 phase output which is protected by a dedicated residential circuit-breaker.

### Technical information:

Input: CEE 32A 3 Phase  
Output: 12x schuko output  
1x schuko output (non switched)  
1x CEE 16A 3 Phase  
1x External earth connection

## PSA-6312-32 Powerdistributor

50616

The PSA-631/32 is a powerful wallmounted powerdistributor special designed for exhibitions and events. It has 24 schuko outputs divided on 12 groups. Each group has it's dedicated circuitbreaker with indication to show if the channel is live either failed. The 12 groups are divided over two different RCB's ensuring that your booth or event never will be totally without power. For extra connectivity e.g. to connect an external PSA-3206/16 a CEE 32A 3 phase output is equipped. Also this CEE 32A 3 phase is protected by a dedicated RCB. The bright displays make sure you can monitor your voltage and amperage all the time. An extra non-switched schuko connector to connect e.g. a refrigerator or cooler gives you full flexibility during your event.

### Technical information:

Input: CEE 63A 3 phase (cable 5G10, 2,5 mtr)  
Output: 24x schuko (12 groups)  
1x non-switched group  
1x CEE 32 3 Phase  
1x External earth connection

## Pipe and Drape

You can rent and buy all sorts of Pipes & Drapes systems, but there is no system as versatile and easy to use as Showtec Pipes & Drapes (by WENTEX). The Showtec Pipe and Drape are developed by WENTEX, a leading manufacturer of innovative textile solutions. As a result of pure innovations, our Pipes & Drapes system is far easier to move around than any other system in the market. It is also very decorative.

All that makes it the system for theatres, events, business premises, exhibitions and many more.

Revolutionary 4-way connector system

If you have used a Pipes & Drapes system before, you probably know what the shortcomings are: for example, telescopic drape support that detach, irregular hanging curtains or clumsy mounting.

The revolutionary and patented 4-way connector with its autolock system makes these occurrences a thing of the past. This system guarantees solid connections of uprights and drape supports while they can still be adjusted to every conceivable direction. Showtec Pipes & Drapes goes even further. Another advantage is that the four openings of the connectors have a universal size of 16 mm. That gives you room for mounting a camera, speaker or lamp. Using an adapter, you can also link the Showtec 4-way connector seamlessly to all Pipes & Drapes systems with round uprights.

Additional advantages

You will discover additional advantages when you use Showtec Pipes & Drapes. Our telescopic uprights made of reinforced aluminum can be assembled up to 6 meters without the need for ladders, and their locking heads guarantee an easy and robust connection. In addition, our baseplates with rounded-off corners are reinforced to bear extra weight.

The reinforced drape supports can bear a weight of 25 kg and they can be adjusted to up to 3 meters in length. The Velcro system guarantees that the curtains are hanging even and straight.



### Standard Pipes & Drapes curtain - MCS - Pleated

Length	
89434	300(w) x 400(h)cm, 150 Gram/M2, Black
89433	300(w) x 300(h)cm, 150 Gram/M2, Black
89432	300(w) x 250(h)cm, 150 Gram/M2, Black
89431	300(w) x 120(h)cm, 150 Gram/M2, Black
89430	300(w) x 180(h)cm, 150 Gram/M2, Black

### Standard Pipes & Drapes curtain - Medium Gloss Satin

Length	
89412	Pleated, 300(w) x 400(h)cm, 300 Gram/M2, White
89413	Pleated, 300(w) x 400(h)cm, 300 Gram/M2, Black

### Standard Pipes & Drapes curtain - Medium Gloss Satin

Length	
89416	Pleated, 300(w) x 180(h)cm, 300 Gram/M2, White
89417	Pleated, 300(w) x 180(h)cm, 300 Gram/M2, Black

### Standard Pipes & Drapes curtain - Medium Gloss Satin

Length	
89410	Pleated, 300(w) x 300(h)cm, 300 Gram/M2, White
89411	Pleated, 300(w) x 300(h)cm, 300 Gram/M2, Black

### Standard Pipes & Drapes curtain - Medium Gloss Satin

Length	
89414	Pleated, 300(w) x 120(h)cm, 300 Gram/M2, White
89415	Pleated, 300(w) x 120(h)cm, 300 Gram/M2, Black

### Standard Pipes & Drapes curtain - Medium Gloss Satin

Length	
89418	Pleated, 300(w) x 250(h)cm, 300 Gram/M2, White
89419	Pleated, 300(w) x 250(h)cm, 300 Gram/M2, Black



### Standard Pipes & Drapes curtain - Medium Gloss Satin

Length	
89400	Unpleated, 280(w) x 120(h)cm, 300 Gram/M2, White
89401	Unpleated, 280(w) x 120(h)cm, 300 Gram/M2, Black





**Baseplate**

- 89300 350(l) x 300(w)mm - 4Kg, Black (powder coated)
- 89301 450(l) x 450(w)mm - 8Kg, Black (powder coated)
- 89302 600(l) x 600(w)mm - 14Kg, Black (powder coated)
- 89303 350(l) x 300(w)mm - 4Kg, White (powder coated)
- 89304 450(l) x 450(w)mm - 8Kg, White (powder coated)
- 89305 600(l) x 600(w)mm - 14Kg, White (powder coated)



**Telescopic drape support**

- 89340 90(l)-->120(l)cm, Black (powder coated)
- 89341 120(l)-->180(l)cm, Black (powder coated)
- 89342 180(l)-->300(l)cm, Black (powder coated)
- 89343 90(l)-->120(l)cm Alu (powder coated)
- 89344 120(l)-->180(l)cm, Alu (powder coated)
- 89345 180(l)-->300(l)cm, Alu (powder coated)



**Baseplate pin**

- 89310 100(h)mm, Gray (galvanised)
- 89311 200(h)mm, Gray (galvanised)



**Telescopic upright - 2-way**

- 89330 180(h)-->300(h)cm, Black (powder coated)
- 89332 180(h)-->300(h)cm, Alu (powder coated)



**Telescopic upright - 3-way**

- 89331 180(h)-->450(h)cm, Black (powder coated)
- 89333 180(h)-->420(h)cm, Alu (powder coated)



**Fixed upright - 120(h)cm**

- 89320 Black (powder coated)



**4 Point Connector**

- 89390



**Angled bracket for 4-way connector**

- 89512 Black (powder coated)



**T-Bar 60cm**

- 89391 Black



**Innovative Systems upright adapter kit**

- 89380 40,6(dia)mm - Black
- 89381 45,7(dia)mm - Black
- 89382 50,8(dia)mm - Black



**Innovative Systems (round) drape support adapter kit**

- 89383 31,0(dia)mm(int.) / 36,0(dia)mm(ext.), Black



**Bag - Soft nylon**

Length

- 89395 250(l) x 16(w) x 35(h)cm, Black
- 89394 210(l) x 16(w) x 35(h)cm, Black
- 89393 185(l) x 16(w) x 35(h)cm, Black
- 89392 150(l) x 16(w) x 35(h)cm, Black



**Eurotrack - Overlap arm**

- 89522 Black



**Eurotrack - End stop**

- 89523 Black



**Eurotrack - Connection strip**

- 89524 Black



**Eurotrack - Rail - 210(l)cm**

- 89500 Black (powder coated)



**Eurotrack - Connection strip (loose part)**

- 89513 Black (powder coated)



**Eurotrack - Rail - Curved - 1/4 circle**

- 89505 Without splice, 50(r)cm, Black (powder coated)



**Eurotrack - Runner - 2 wheel**

- 89520 White
- 89521 Black



**Eurotrack - Ceiling mount (loose part)**

- 89510 Black (powder coated)



**Eurotrack - Universal mounting bracket**

- 89511 Black (powder coated)



**Rapido - Curtainclamp**

- 89096 White
- 89097 Black







## Sound absorbing baffle V2

**89601** 200(h)x100(w)cm, Black

Showtec Sound Absorbing Baffles, which are developed and manufactured by WENTEX®, are fundamental applications for improving acoustics and minimizing noise pollution. Showtec Sound Absorbing Baffles are also used for absorbing sound in order to reduce noise nuisance.

A good acoustic environment is essential for sound quality during conventions, concerts and events. Many buildings are built with 'solid' materials such as concrete, tiles and glass, which have an adverse effect on the acoustics of the surroundings. Showtec Sound Absorbing Baffles is a solution that we invented to improve the situation in places with poor acoustics. Showtec Sound Absorbing Baffles is a modular product standard available in size of 2x1 and weighing 8.5 kg/m<sup>2</sup>.

De Showtec Sound Absorbing Baffles were primarily developed for use in combination with normal fastening and rigging systems used in the event industry. The quality of a concert, event or speech highly depends on the sound quality.

Even with the most modern and sophisticated sound systems it is not always possible to achieve the desired sound quality. Curtains are often used for improving the acoustics of a location, but they only help in medium and high frequencies.

At low frequencies curtains are not sufficient. Showtec Sound Absorbing Baffles are perfectly suitable for improving acoustics in all audible frequencies.

All the elements in the Showtec Sound Absorbing Baffle are fire resistant according to European norm EN ISO 6941 (2003)

### Technical information:

Dimensions:	2000 x 1000 mm (HxW)
Color:	Black
Weight:	8,5 kg/m <sup>2</sup>
Rigging:	2 Safety eyes included (M10)


## Sound baffle V2 rollcontainer

**89600** Black (Powder coated)

Rollcontainer for 10 sound baffles. (sound baffles not included)

### Technical information:

Dimensions:	1100 x 1090 x 2240 mm (WxDxH)
Wheels:	80 mm
Transport:	10 pcs



### Sling 1 Ton WLL. Black

**Available models:**

- 70406** Working length 1 m
- 70407** Working length 2 m
- 70408** Working length 3 m

Another addition to our range of slings and steels are the slings and steels from Ponsa. We can now provide you with (certified) round-slings for safe lifting and rigging of trusses, speakers, etc. The slings are made of polyester and all of them are black so that they are not visible for the audience. They are currently available as 1t WLL (Working Load Limit) version in various working lengths. Please note that slings have to be certified each year due to the regulations of the EEC.

**Technical information:**

Norm: EN1492-1  
Version: Black  
Safetyfactor: 7  
Working load limit: 1t  
Working length: 1 m  
Total length: 2 m

Norm: EN1492-1  
Version: Black  
Safetyfactor: 7  
Working load limit: 1t  
Working length: 2 m  
Total length: 4 m

Norm: EN1492-1  
Version: Black  
Safetyfactor: 7  
Working load limit: 1t  
Working length: 3 m  
Total length: 6 m



### Sling steel 1t

**Available models:**

- 70421** Working length 1 m
- 70422** working length 2 m
- 70423** working length 3 m

Another addition to our range of slings and steels are the slings and steels from Ponsa. We can now provide you with (certified) Stage steel slings for safe lifting and rigging of trusses, speakers, etc. The steel slings have a safety factor of 5 and a WLL (Working Load Limit) of 1t. Please note that slings have to be certified each year due to the regulations of the EEC.

**Technical information:**

Norm: EN1492-1  
Version: Black  
Safetyfactor: 5  
Working load limit: 1t  
Working length: 1 m  
Total length: 2 m

Norm: EN1492-1  
Version: Black  
Safetyfactor: 5  
Working load limit: 1t  
Working length: 2 m  
Total length: 4 m

Norm: EN1492-1  
Version: Black  
Safetyfactor: 5  
Working load limit: 1t  
Working length: 4 m  
Total length: 6 m

### Slide Complete

**70381**

Working with the Slide means SAVING TIME!

In particular in situations where parts have to be mounted and dismounted later, like for example in the construction of exposition booths and scenery.

The Slide is a patented and professional fixing system and can be used for a multitude of applications, no matter whether the base material is wood, steel, synthetic material or for example concrete.

Also a wall, a round tube or a thin sheet as a base is no problem.

Fix just once and you are "ready to Slide".

Fast

**Technical information:**

Size 50 x 50 x 32 mm (l x w x h)  
•SWL: 100 Kg





## Kinesys Libra Load cell

The Libra load cell is a load measuring shackle, which when combined with a PSU of the Libra system produces accurate, real time load information. The load cell itself features the innovative Libra shackle pin, which is designed to work exclusively with the world-wide recognized Crosby safety bow shackle. This innovative design means that there is no loss of readroom as the load cell is built right into the shackle. A direct-replacement for the famous red pin', the Libra shackle maintains a safety factor of 5:1 up to the full rated load. Built into the load cell is a highly visible LED display allowing users to view the live load being placed in the shackle as well as input a tare value and switch between kg and lbs, via an easy to use menu system. 3.25T (5/8, order code: 70775) and 4.75T (3/4, order code: 70776) versions are available allowing 10:1 safety factors to be applied while still allowing sufficient capacities to rig one and two tone points respectively.

### Relevant items:

70777	Kinesys Libra Loadcell PSU Basic
70778	Kinesys Libra Loadcell PSU Pro
FL816	XLR Cable 4p M/F 6m
FL8110	XLR Cable 4p M/F 10m
FL8120	XLR Cable 4p M/F 20m



## Kinesys Libra Load cell

### Available models:

70775	3,25t
70776	4,75t

### Technical information:

70775	
Operation voltage:	9-24 VDC
Power and RS485 Data Input:	XLR 4 pin male
Power and RS485 Data Output:	XLR 4 pin female
Elevation 1+ Connector:	4-pin Binder
Max load:	3.25t
Weight:	0.87 Kg

70776	
Operation voltage:	9-24 VDC
Power and RS485 Data Input:	XLR 4 pin male
Power and RS485 Data Output:	XLR 4 pin female
Elevation 1+ Connector:	4-pin Binder
Max load:	4.75t
Weight:	1.3 Kg

## Broadweigh Loadcell 4,75t Wireless

70779

The BroadWeigh is a portable wireless weighing system offering real-time load monitoring for a wide variety of rigging applications without the need for time consuming and costly cabling. Designed to aid riggers on a daily basis, the BroadWeigh enables users to know precise loads in any given point thereby ensuring structures and rigging points are balanced and within safe working loads. In the past this has been especially difficult to ensure in dynamic loading situations where moving components such as hoists and moving head lights create previously unknown peak loads.

A user-friendly wireless handheld (70780) provides load monitoring at your fingertips within 200 metres of any shackle. Knowing the loads on your rig at all times offers peace of mind in avoiding overload situations leading to costly accidents.



### Technical information:

Power supply:	2 x AA Battery
Operation time:	1500 hour
Transmission range:	200m
Frequency:	2.4GHz
Rigging height:	130mm
Max load:	4.75t



## Kinesys Libra Loadcell PSU Pro

70778

The 1U rack mountable unit features 4 x XLR4 outputs allowing up to 75 loadcells to be run concurrently. The front of the unit contains an easy to read display allowing loads to be viewed without the LibraVIEW software running. Connecting a PC running LibraVIEW (via the Ethernet or USB) to a LibraPRO unleashes the full potential of the unit. With the application running, the switched relay outputs can be utilised to trigger alarms, beacons or any other triggered devices to warn of under load or overload situations.

As well as using a LibraPRO with LibraVIEW using it as a standalone device allows cells to be grouped together, under loads and overloads set, as well as setting the operation of the relays to trigger. All of this is accomplished using the display and easy to use controls on the front panel of the unit

### Technical information:

Mains input:	90-264V 50-60Hz
Input connector:	Neutrik Powercon
Output connector:	Neutrik powercon relay (2x)
Dimensions:	483 x 300 x 44 mm (LxWxH)
PC connection:	USB Type B & RJ45
Loadcell connector:	XLR 4p Female (4x)

## XLR Cable 4p M/F

### Length

FL816	6mtr, with Neutrik connectors
FL8110	10mtr with Neutrik connectors
FL8120	20mtr with Neutrik connectors





## Kinesys Libra Loadcell PSU Basic

70777

LibraBASIC power supply offers a simple and cost effective method of powering and monitoring LibraCELLS. When used in conjunction with the LibraView software, data from the load cells can be viewed, grouped and logged very easily. A USB socket makes connection to the PC very simple and easy with no drivers to install. The Libra Basic is powered by an external universal power supply which allows the system to be used anywhere in the world. The Libra Basic can power up to 25 Libra load cells from the single 4pin XLR connection on the front of the unit.

### Technical information:

Mains input:	9-24 VDC (adapter included)
Input connector:	2.1mm DC plug positive polarity
Dimensions:	120 x 78 x 43mm (L x W x H)
PC connection:	USB Type B & RJ45
Loadcell connector:	XLR 4p Female



## Broadweigh USB Base station

70781

The USB base station is required for logging purpose of all BroadWeigh modules (70779) and is greatly simplified by the free BroadWeigh Toolkit software for Windows supplied upon purchase. Data can also be captured by the base station from an unlimited number of BroadWeigh modules to provide a wireless data logger. The integral antenna offers up to 100m (325 ft) range in an open field site. For software developers, a standard Windows DLL and COM driver are available to enable data collection from BroadWeigh modules. The licence free 2.4GHz direct sequence spread spectrum (DSSS) radio technology offers high integrity, error free communications which can co-exist with other wireless technologies such as Wi-Fi, Bluetooth® and Zigbee®. ETSI, FCC and IC approvals.

### Technical information:

Power supply:	USB powered
Frequency:	2.4GHz



## Broadweigh Telemetry Display

70780

This user-friendly wireless handheld provides load monitoring at your fingertips within 200 metres of any Broadway shackle. (70779) Knowing the loads on your rig at all times offers peace of mind in avoiding overload situations leading to costly accidents. Use the optional PC interface (70781) for logging purpose.

### Technical information:

Power supply:	AA Battery
Dimensions:	152 x 90 x 34
Frequency:	2.4GHz



### Truss castor - 2 wheels

73053



**Technical information:**

Wheels: 100mm (swivel wheels 1 x brake)  
Dimensions: 600 x 200 x 200 (L x B x H incl. wheel)  
Weight: 5,3Kg

### Truss castor - 3 wheels

73052



**Technical information:**

Wheels: 100mm (swivel wheels 2 x brake)  
Dimensions: 600 x 380 x 200 (L x B x H incl. wheel)  
Weight: 7,3Kg

### Mobile DJ Truss Stand

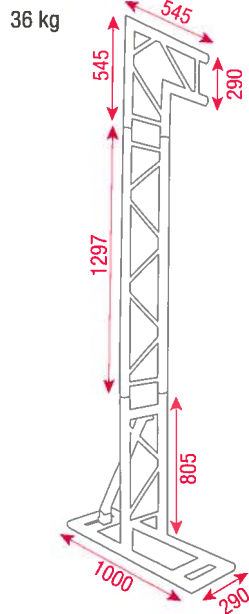
70148

The Mobile DJ Truss Stand is a compact and lightweight solution to create a decorative stand for lightning. It's made of 50mm tube and 290mm step truss parts which makes this stand heavy duty. The stand contains 8 parts and is quick and easy to build. With the optional flightcase (D7598) it is the ideal solution for mobile dj's and musicians.

**Special features:**


- Heavy duty stand
- Quick and easy to build
- Compact and lightweight
- Compatible with GS system

**Technical Information:**



**Technical information:**


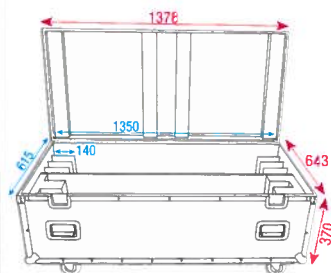
Set contains: 2 x Base-truss  
2 x Corner piece  
4 x Length  
Height: 2650mm (outer)  
Width: 3680mm (outer)  
Weight: 36Kg (all pcs)  
Point load: 250Kg  
Distributed load: 80Kg  
Connection: GS compatible  
(Flightcase not included)

























### Flightcase for Mobile DJ Truss Stand

D7598

**Technical information:**

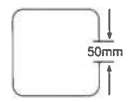

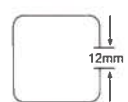

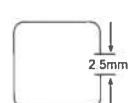
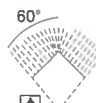
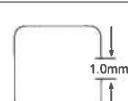
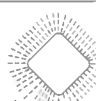

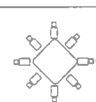

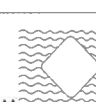


**Icon Index**

-  Weight in Kg.
-  Filterframe (not) included
-  Dimensions in mm.
-  Optional Flightcase
-  Number of channels
-  Output p.min.
-  Rotation p. min.
-  Optional Remote Control
-  Musiccontrolled
-  Wattage
-  19" Rackmountable
-  Number of Led's
-  Speakerdimensions
-  Tank Capacity
-  Lamp (not) included
-  Screen size
-  Ohm
-  Voltage: 220-240V
-  IP-Rating
-  Transformer
-  Barndoor (not) included
-  Voltage: 12V

**IP Ratings (Ingress Protection)**


IP54 = IP Letter Code ----- IP  
 1st Digit ----- 5  
 2nd Digit ----- 4

1st Digit	Protection from solid objects	2nd Digit	Protection from moisture
0	Non protected	0	Non protected
1	 Protected against solid objects greater than 50mm	1	 Protected against dripping water
2	 Protected against solid objects greater than 12mm	2	 Protected against dripping water when tilted up to 15°
3	 Protected against solid objects greater than 2.5mm	3	 Protected against spraying water
4	 Protected against solid objects greater than 1.0mm	4	 Protected against splashing water
5	 Dust protected	5	 Protected against water jets
6	 Dust tight	6	 Protected against heavy seas
<p>Note: EN 60529 does not specify sealing effectiveness against the following: mechanical damage of the equipment; the risk of explosions; certain types of moisture conditions, e.g. those that are produced by condensation; corrosive vapours; fungus; vermin</p>			
<p>Note: EN 60529 does not specify sealing effectiveness against the following: mechanical damage of the equipment; the risk of explosions; certain types of moisture conditions, e.g. those that are produced by condensation; corrosive vapours; fungus; vermin</p>			





# All showproducts in your pocket!




## FREE Mobile App for iPhone, iPad and Android! \*


- All **DMT**, **DAP** and **Showtec** products in one **mobile catalog**
- All specifications and product-images in one **App**
- **Dealerfinder** to find your nearest DMT, DAP or Showtec-dealer in your neighbourhood.
- Latest "Showgear-news".

Available in the Apple iTunes\* store or the

For iPhone\*:



For iPad\*:



For Android\*:



**Scan and download your own FREE Showgear/App**



Your dealer:

Levnr. : VRZ029240  
Collinvr : 0207991  
Artnr. : NNSPRING/SUMM

12

